

US00D495512S1

(12) **United States Design Patent**  
**Diaz-Azcuy**

(10) **Patent No.:** **US D495,512 S**  
(45) **Date of Patent:** **\*\* Sep. 7, 2004**

- (54) **CHAIR**
- (75) **Inventor:** **Orlando Diaz-Azcuy**, San Francisco, CA (US)
- (73) **Assignee:** **McGuire Furniture Company, Inc.**, San Francisco, CA (US)
- (\*\*) **Term:** **14 Years**
- (21) **Appl. No.:** **29/139,277**
- (22) **Filed:** **Mar. 27, 2001**
- (51) **LOC (7) Cl.** ..... **06-01**
- (52) **U.S. Cl.** ..... **D6/369**
- (58) **Field of Search** ..... D6/334, 335, 369, D6/374, 376, 379, 500, 501, 502; 297/446.1, 451.9, 452.64

- D380,311 S 7/1997 Diaz-Azcuy
- D380,312 S 7/1997 Diaz-Azcuy
- D386,912 S 12/1997 Diaz-Azcuy
- D390,031 S 2/1998 Diaz-Azcuy
- D395,174 S 6/1998 Diaz-Azcuy
- D418,688 S \* 1/2000 Tseng ..... D6/379

**OTHER PUBLICATIONS**

Heywood-Wakefield, p. 10, chair # R801C at top right, 1948.\*  
Superior Reed & Rattan, p. 17, chair # 2100 at bottom, Mar. 21, 1973.\*

\* cited by examiner

*Primary Examiner*—Gary D. Watson  
(74) *Attorney, Agent, or Firm*—Merchant & Gould P.C.

(57) **CLAIM**

The ornamental design for a chair, as shown and described.

**DESCRIPTION**

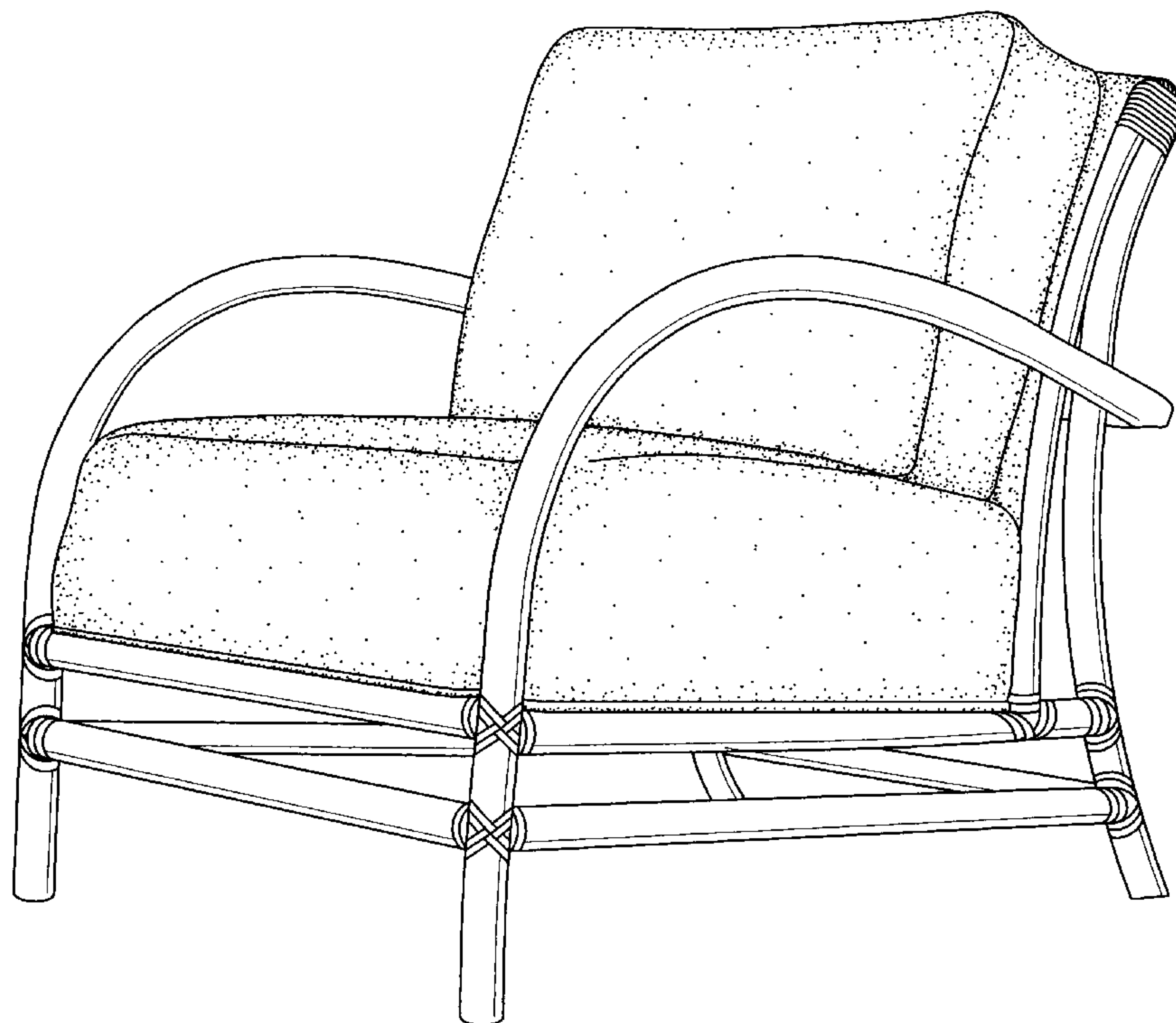
FIG. 1 is a perspective view of a first embodiment of a chair according to the principles of the present invention; FIG. 2 is a front elevational view thereof; FIG. 3 is a rear elevational view thereof; FIG. 4 is a left side elevational view thereof, the right side elevational view being the mirror image thereof; and, FIG. 5 is a top plan view thereof.

**1 Claim, 4 Drawing Sheets**

(56) **References Cited**

**U.S. PATENT DOCUMENTS**

- D234,989 S \* 4/1975 Benitez ..... D6/379
- D344,860 S 3/1994 McGuire
- D357,366 S 4/1995 McGuire
- D359,173 S \* 6/1995 Arthur, Jr. .... D6/379 X
- D380,095 S 6/1997 Diaz-Azcuy
- D380,105 S 6/1997 Diaz-Azcuy
- D380,307 S 7/1997 Diaz-Azcuy
- D380,308 S 7/1997 Diaz-Azcuy
- D380,309 S 7/1997 Diaz-Azcuy
- D380,310 S 7/1997 Diaz-Azcuy



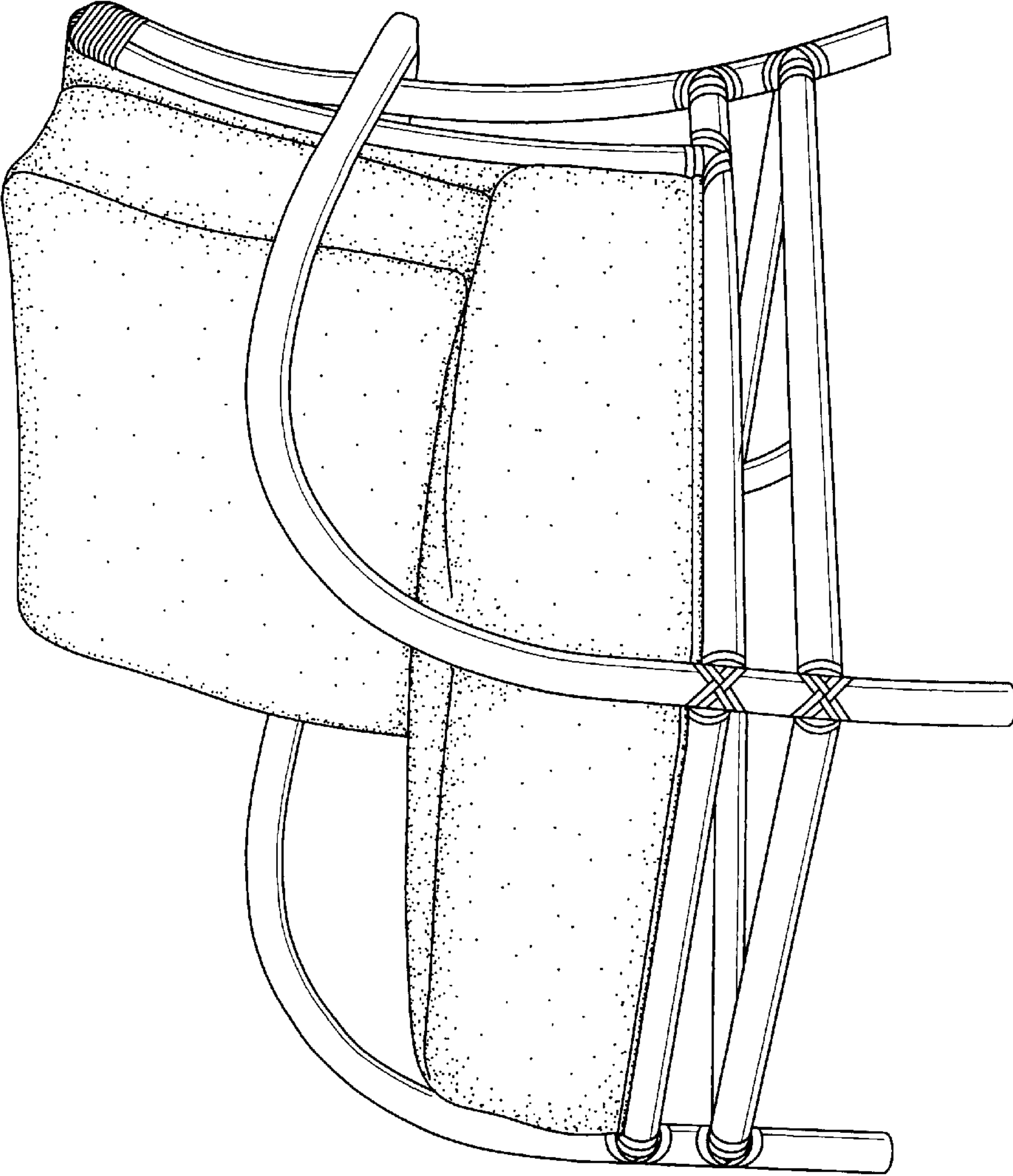


FIG. 1

FIG. 3

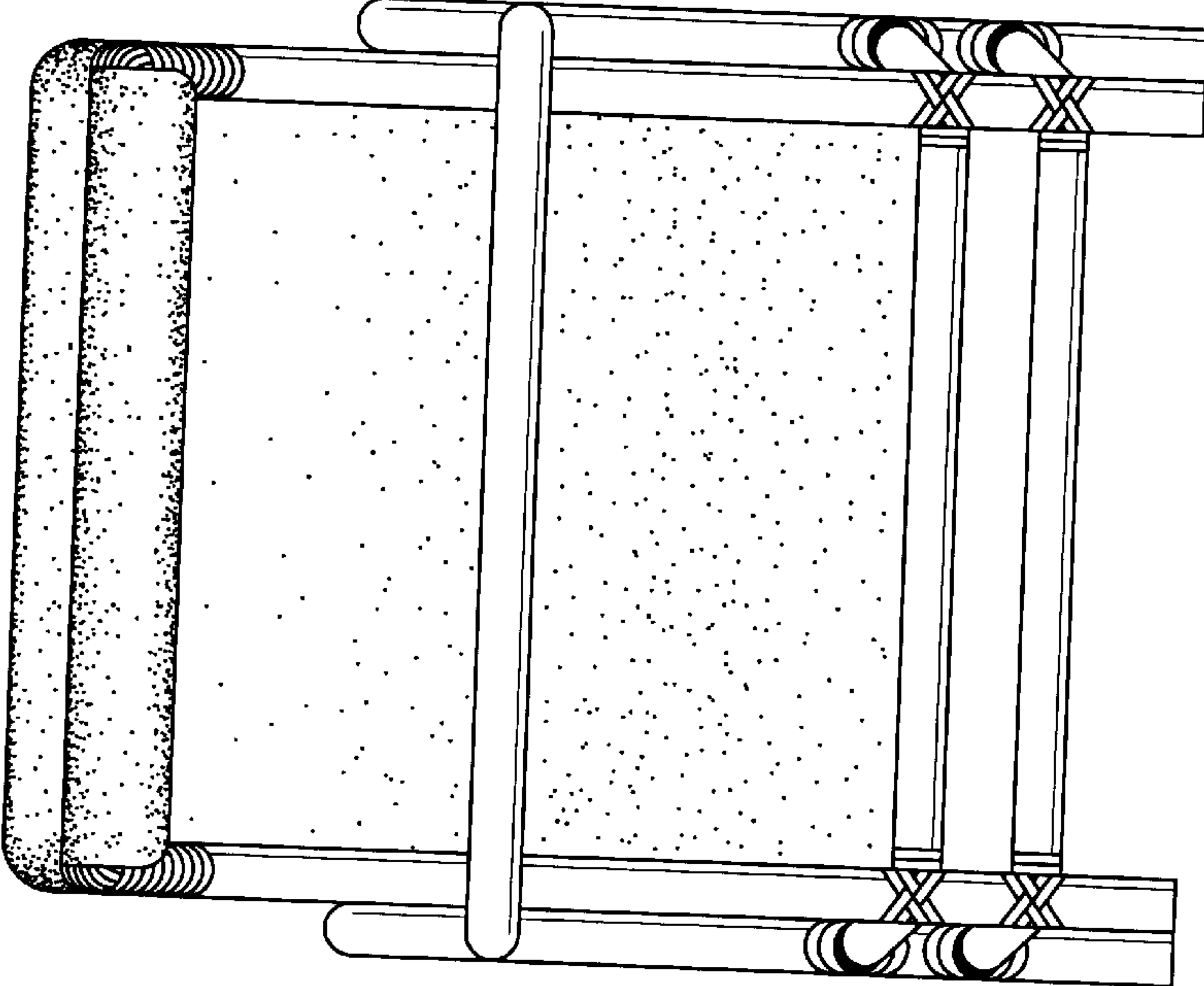
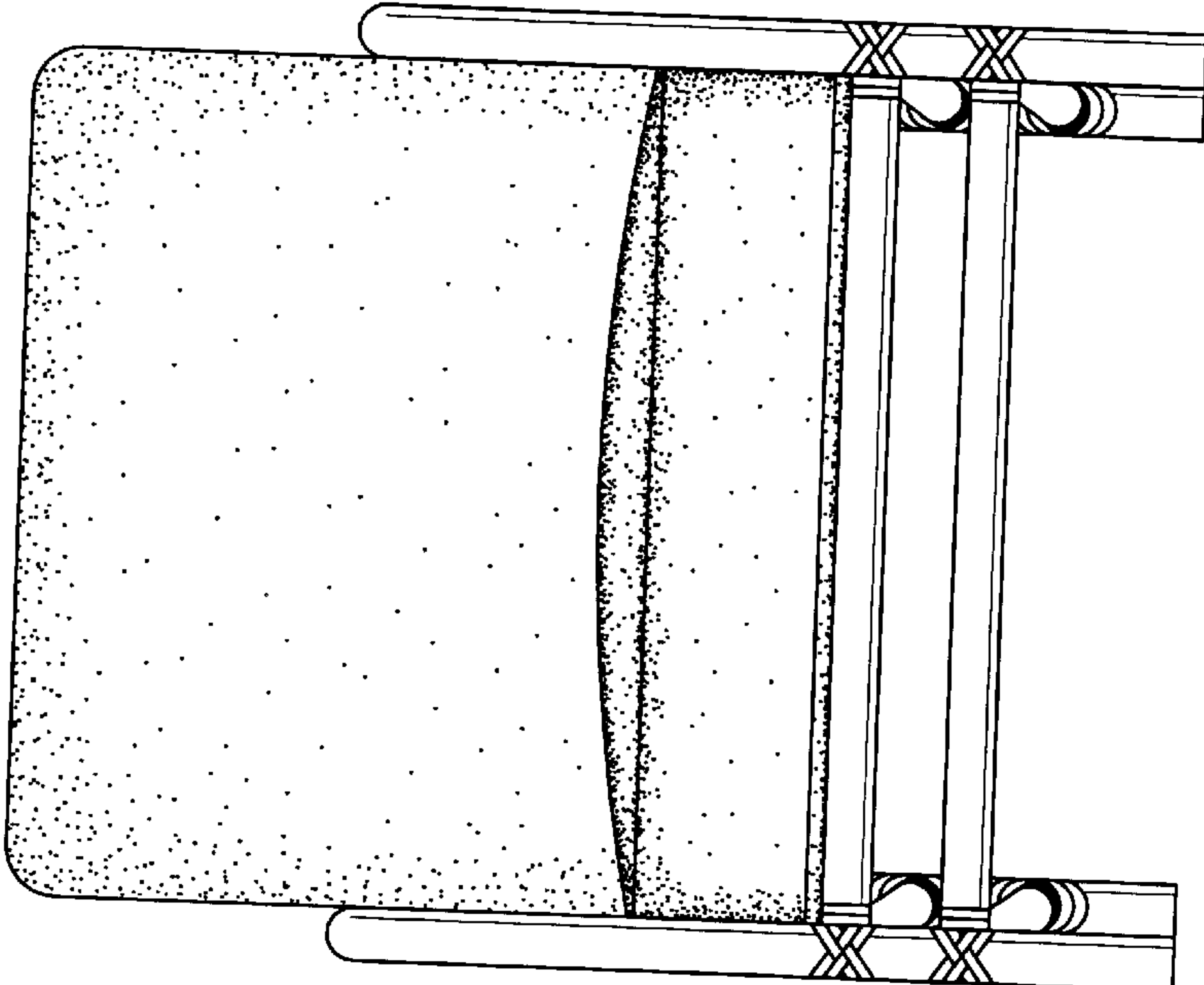


FIG. 2



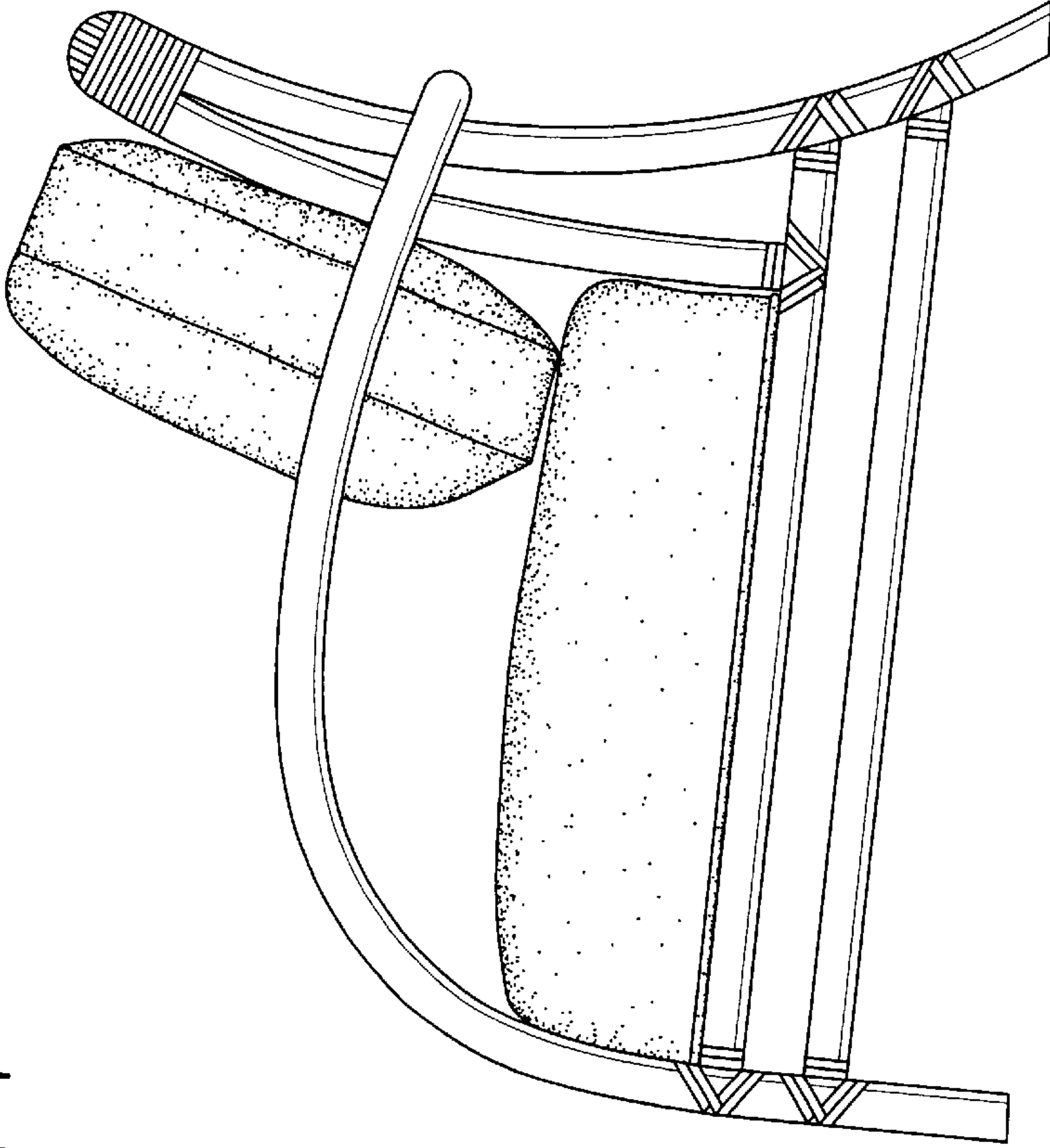


FIG. 4

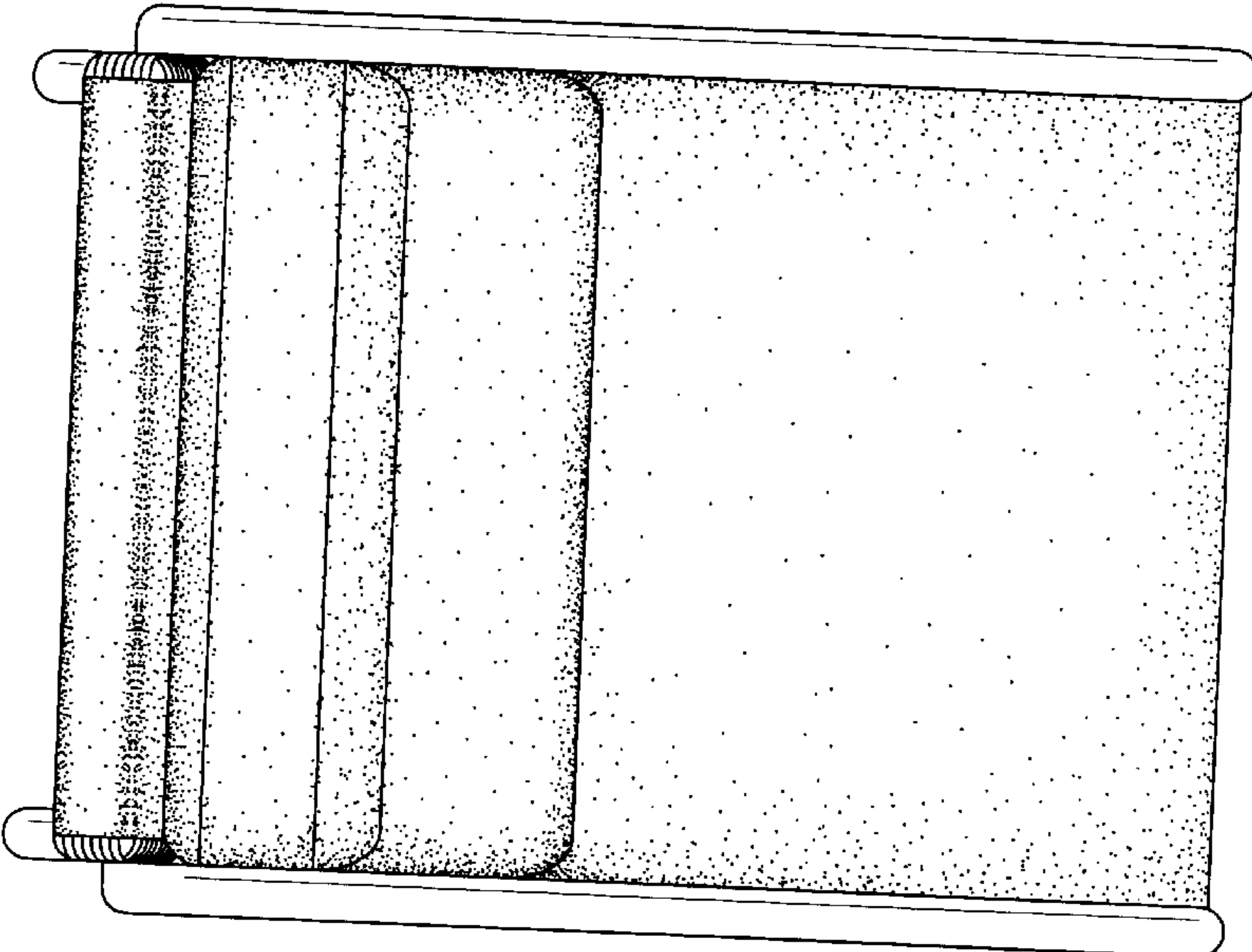


FIG. 5