

US00D495488S1

(12) **United States Design Patent**
Singh

(10) **Patent No.:** **US D495,488 S**

(45) **Date of Patent:** **** Sep. 7, 2004**

(54) **TOOL ACCESSORY CASE**

(75) **Inventor:** **Satnam Singh, Waterloo (CA)**

(73) **Assignee:** **Maxtech Manufacturing Inc., Waterloo (CA)**

(**) **Term:** **14 Years**

(21) **Appl. No.:** **29/182,565**

(22) **Filed:** **May 29, 2003**

(30) **Foreign Application Priority Data**

May 28, 2003 (CA) 103186

(51) **LOC (7) Cl.** **03-01**

(52) **U.S. Cl.** **D3/282; D3/294**

(58) **Field of Search** D3/273, 274, 276,
D3/281, 282, 283, 294, 295, 296, 905;
206/349, 372, 373, 379; 312/902

(56) **References Cited**

U.S. PATENT DOCUMENTS

D250,433 S * 11/1978 Malcolm D3/282
D400,010 S * 10/1998 Vasudeva D3/276
6,044,973 A * 4/2000 Vasudeva 206/372
6,105,767 A * 8/2000 Vasudeva 206/372

D434,561 S * 12/2000 Vasudeva D3/282
D474,340 S * 5/2003 Vasudeva D3/282
D478,725 S * 8/2003 Vasudeva et al. D3/282

* cited by examiner

Primary Examiner—Philip S. Hyder

(74) *Attorney, Agent, or Firm*—R. Craig Armstrong;
Borden Ladner Gervais LLP

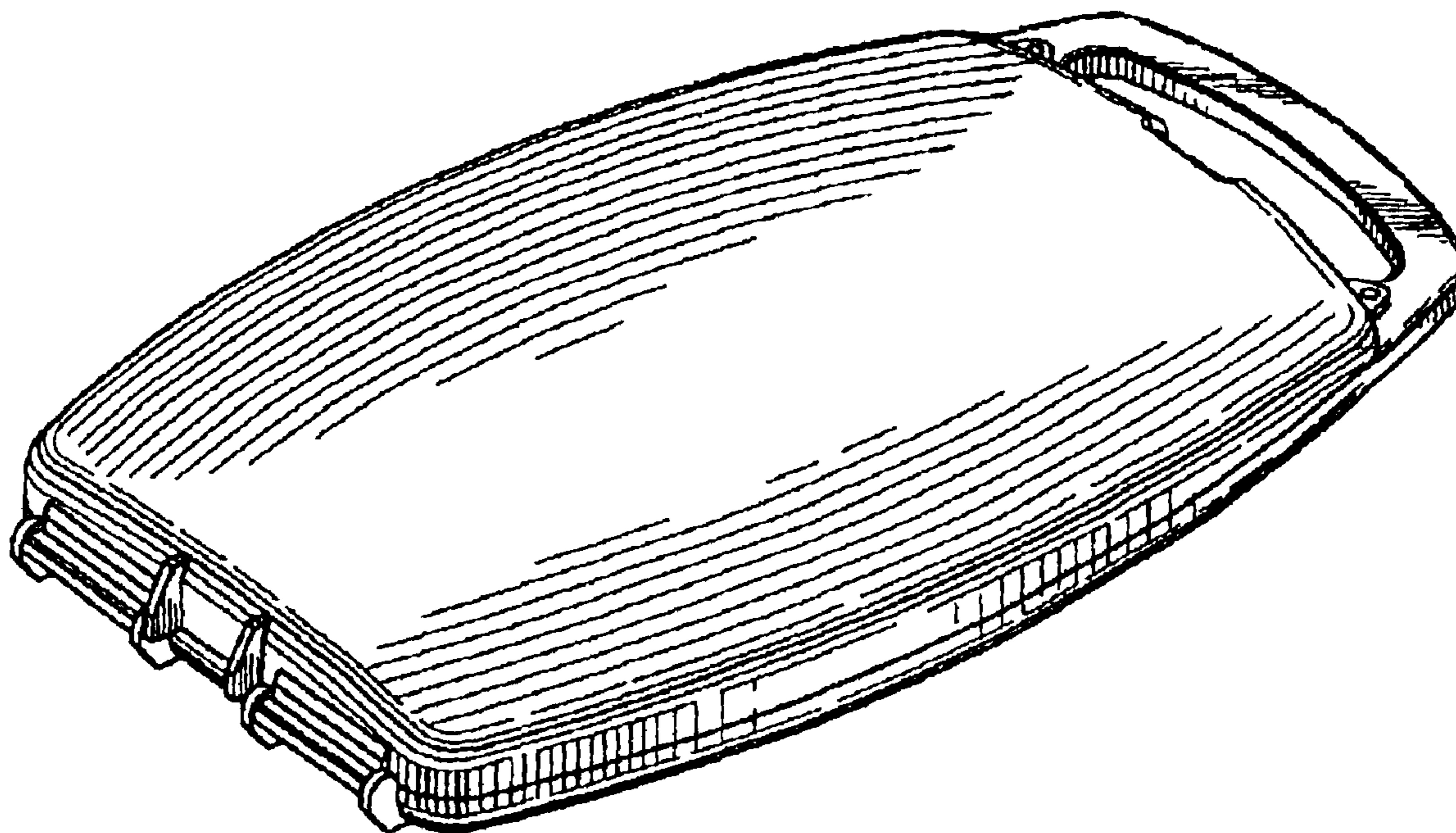
(57) **CLAIM**

I claim the ornamental design for a tool accessory case, as shown and described.

DESCRIPTION

FIG. 1 is a perspective view of the front and bottom of the tool accessory case;
FIG. 2 is a perspective view of the front and top of the tool accessory case of FIG. 1;
FIG. 3 is a left view of the tool accessory case of FIG. 1;
FIG. 4 is a front view of the tool accessory case of FIG. 1;
FIG. 5 is a rear view of the tool accessory case of FIG. 1;
FIG. 6 is a right view of the tool accessory case of FIG. 1;
FIG. 7 is a top view of the tool accessory case of FIG. 1; and,
FIG. 8 is a bottom view of the tool accessory case of FIG. 1.

1 Claim, 4 Drawing Sheets



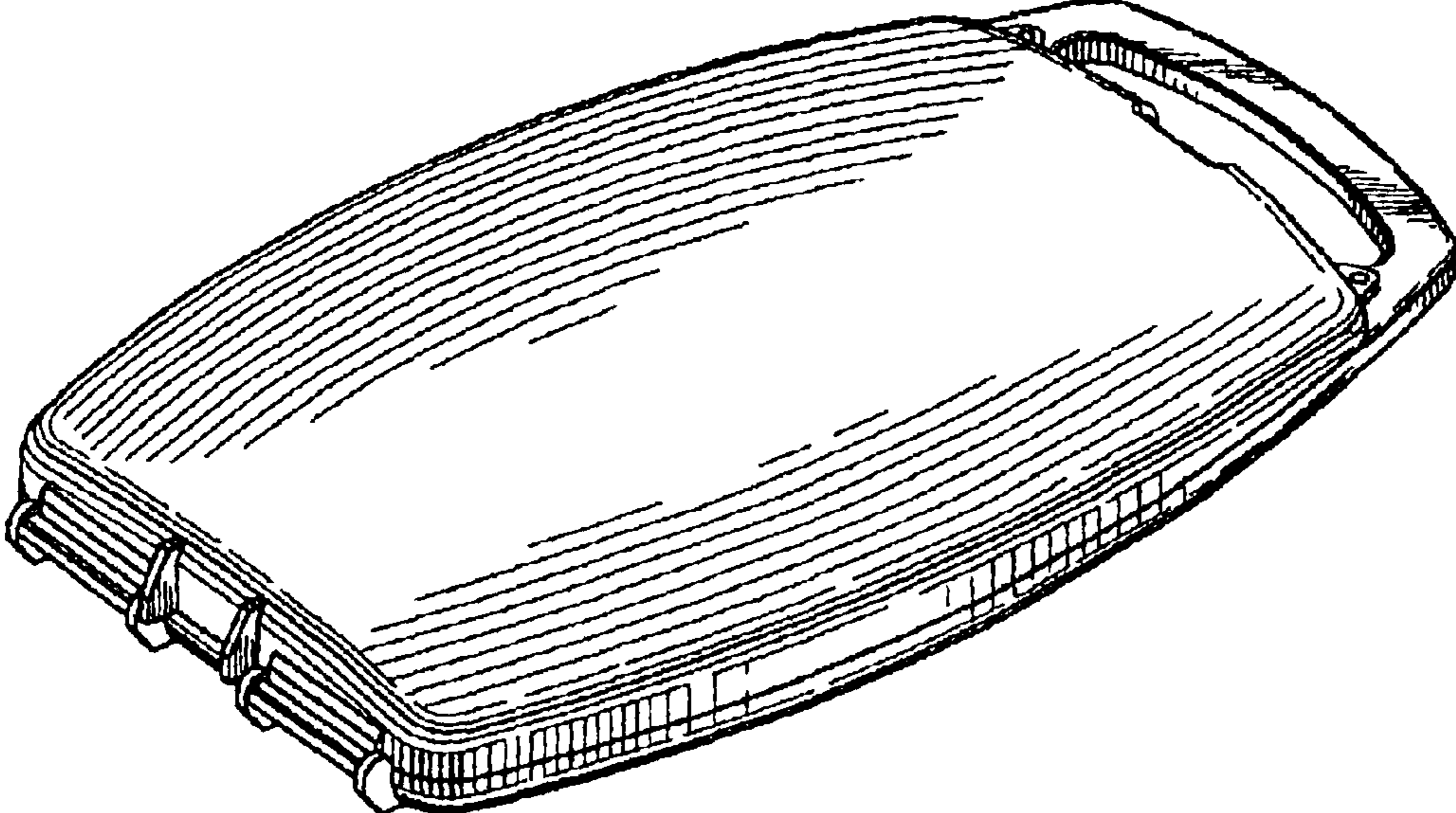


FIG.1

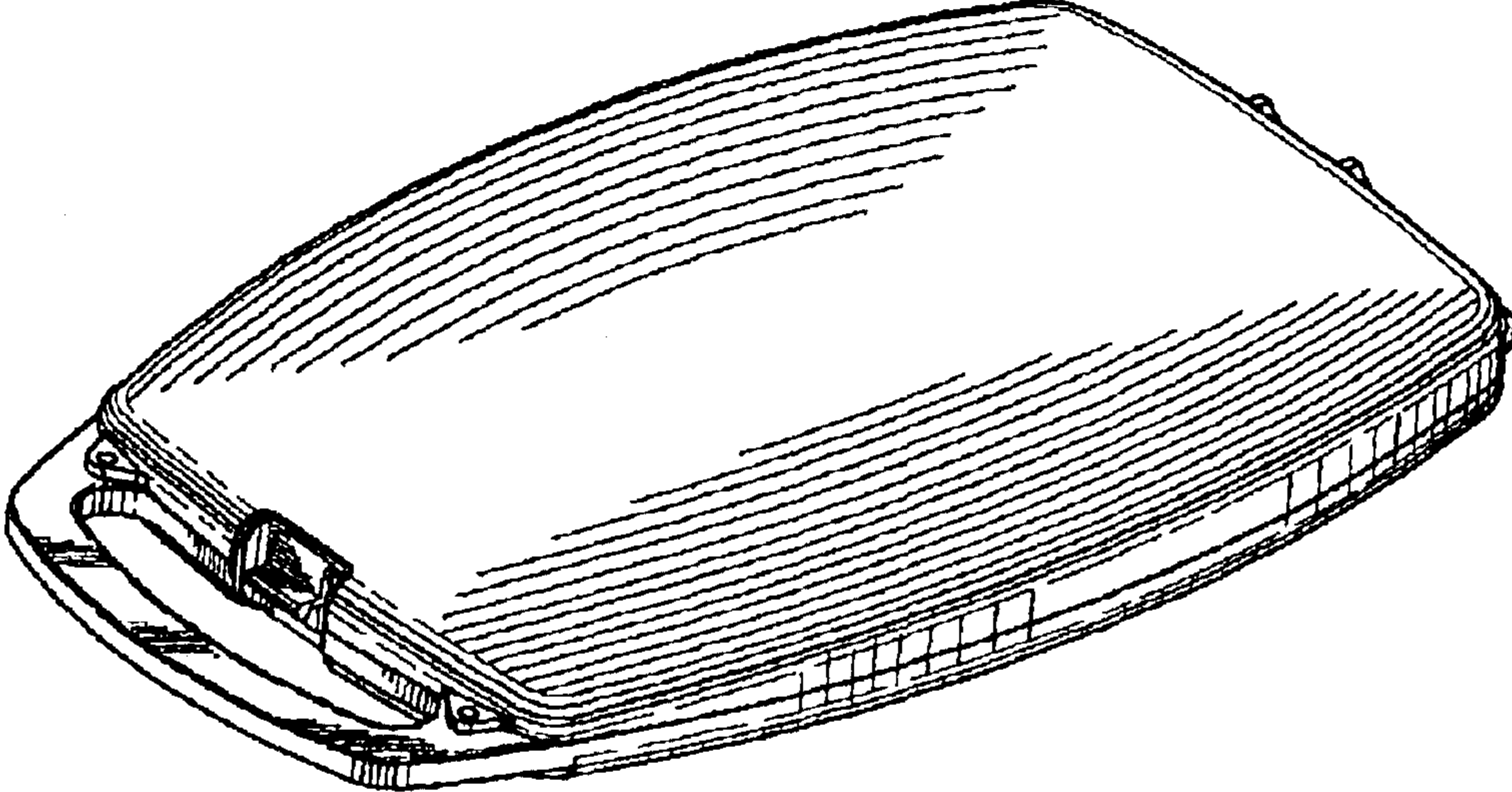


FIG.2




FIG. 3

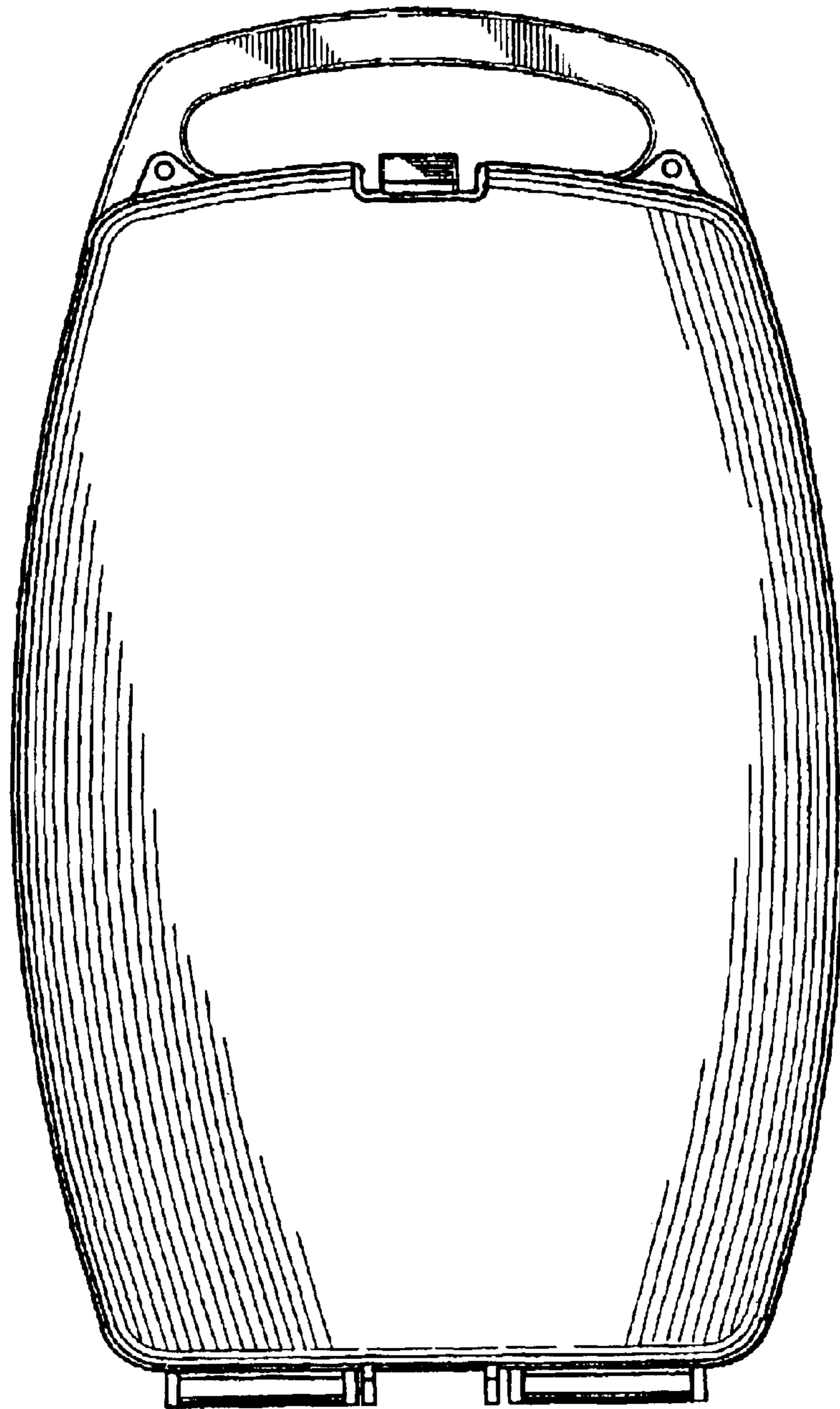


FIG. 4

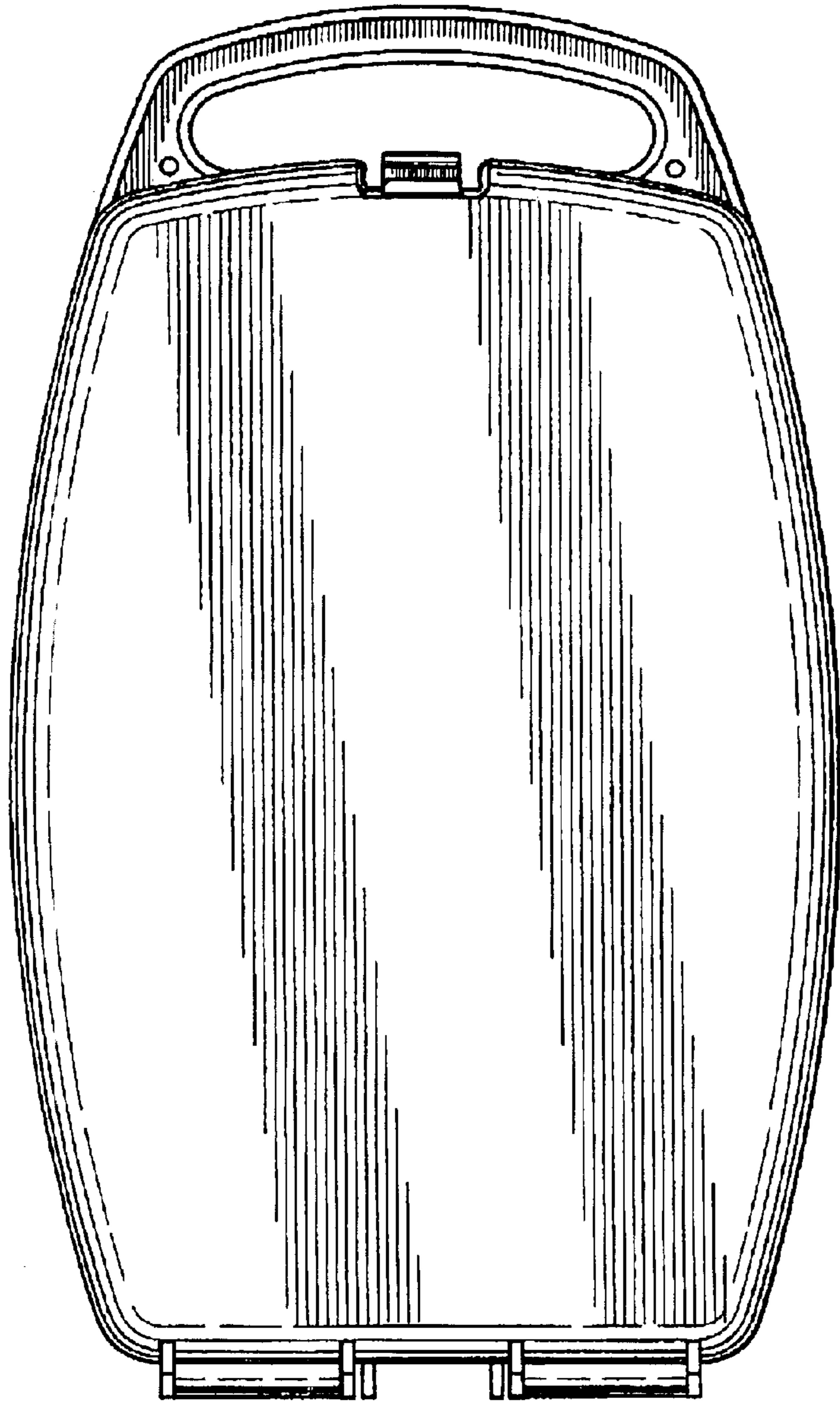


FIG. 5




FIG. 6




FIG. 7




FIG. 8