

US00D495487S1

(12) **United States Design Patent** (10) **Patent No.:** **US D495,487 S**
Jaron et al. (45) **Date of Patent:** **** Sep. 7, 2004**

(54) **STORAGE CONTAINER**

(75) Inventors: **Michael Jaron**, Chicago, IL (US);
Anne Clare Moser, Chicago, IL (US);
Laura Ann Morris, Willow Springs, IL (US)

(73) Assignee: **Home Products International, Inc.**,
Chicago, IL (US)

(**) Term: **14 Years**

(21) Appl. No.: **29/187,812**

(22) Filed: **Aug. 11, 2003**

(51) **LOC (7) Cl.** **03-01**

(52) **U.S. Cl.** **D3/276; D3/282**

(58) **Field of Search** D3/254, 272, 273,
D3/274, 276, 281, 282, 294, 905; D9/423,
424; 206/349, 372, 373, 508, 509; 190/100;
220/752, 760

(56) **References Cited**

U.S. PATENT DOCUMENTS

D264,527 S * 5/1982 Kato et al. D3/282

D347,732 S * 6/1994 Wentz D3/294
D351,499 S * 10/1994 Gay et al. D3/201
D421,840 S * 3/2000 Demore D3/273
D438,003 S * 2/2001 Minagawa et al. D3/273

* cited by examiner

Primary Examiner—Philip S. Hyder

(74) *Attorney, Agent, or Firm*—Wood, Phillips, Katz, Clark
& Mortimer

(57) **CLAIM**

The ornamental design for a storage container, substantially
as shown and described.

DESCRIPTION

FIG. 1 is a perspective view of a storage container showing
our new design;
FIG. 2 is a rear elevational view thereof;
FIG. 3 is a front elevational view thereof;
FIG. 4 is a right side elevational view thereof;
FIG. 5 is a left side elevational view thereof;
FIG. 6 is a top plan view thereof; and,
FIG. 7 is a bottom plan view thereof.

1 Claim, 4 Drawing Sheets

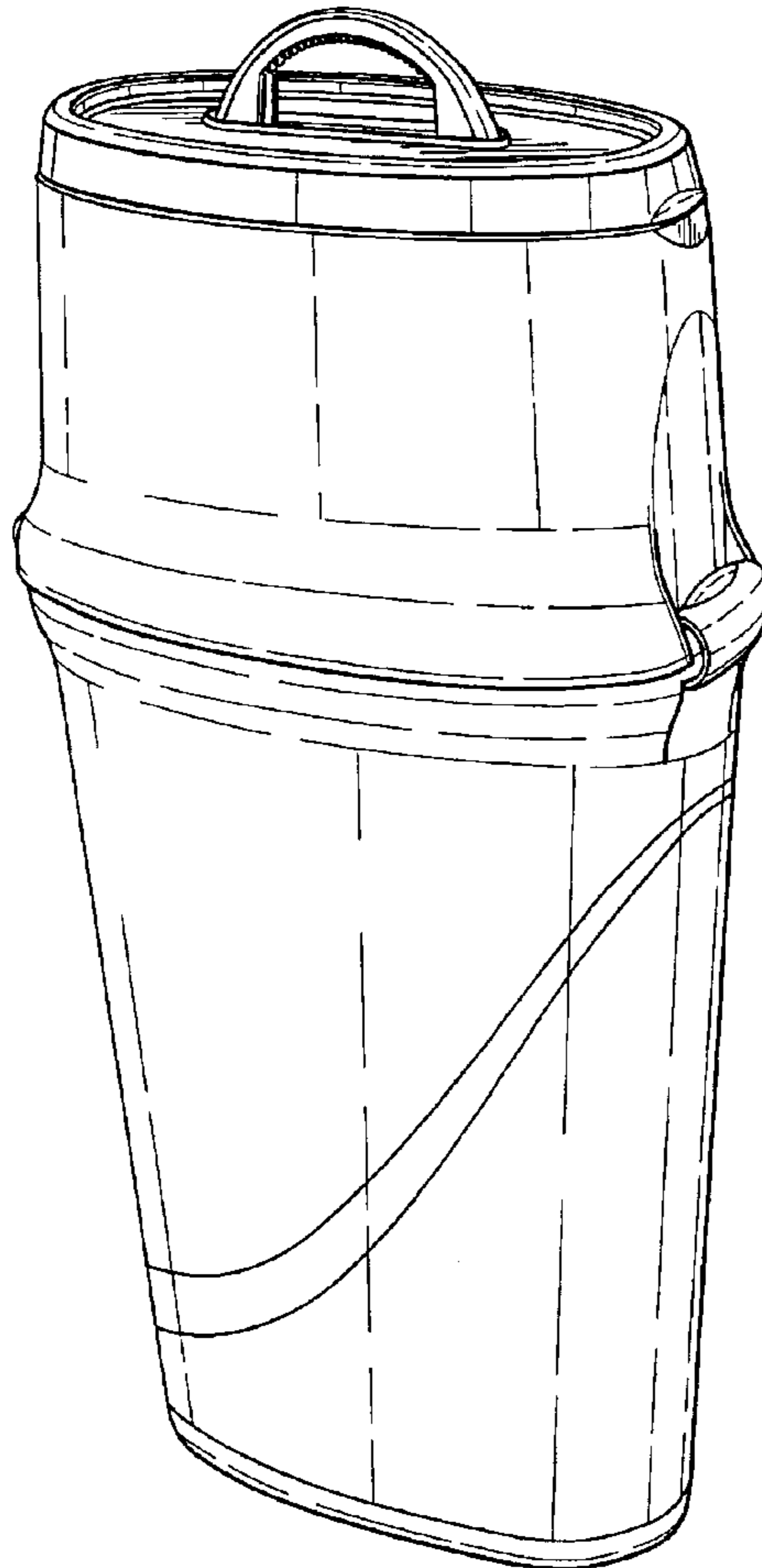


Fig. 1




Fig. 2




Fig. 3




Fig. 4




Fig. 5




Fig. 6

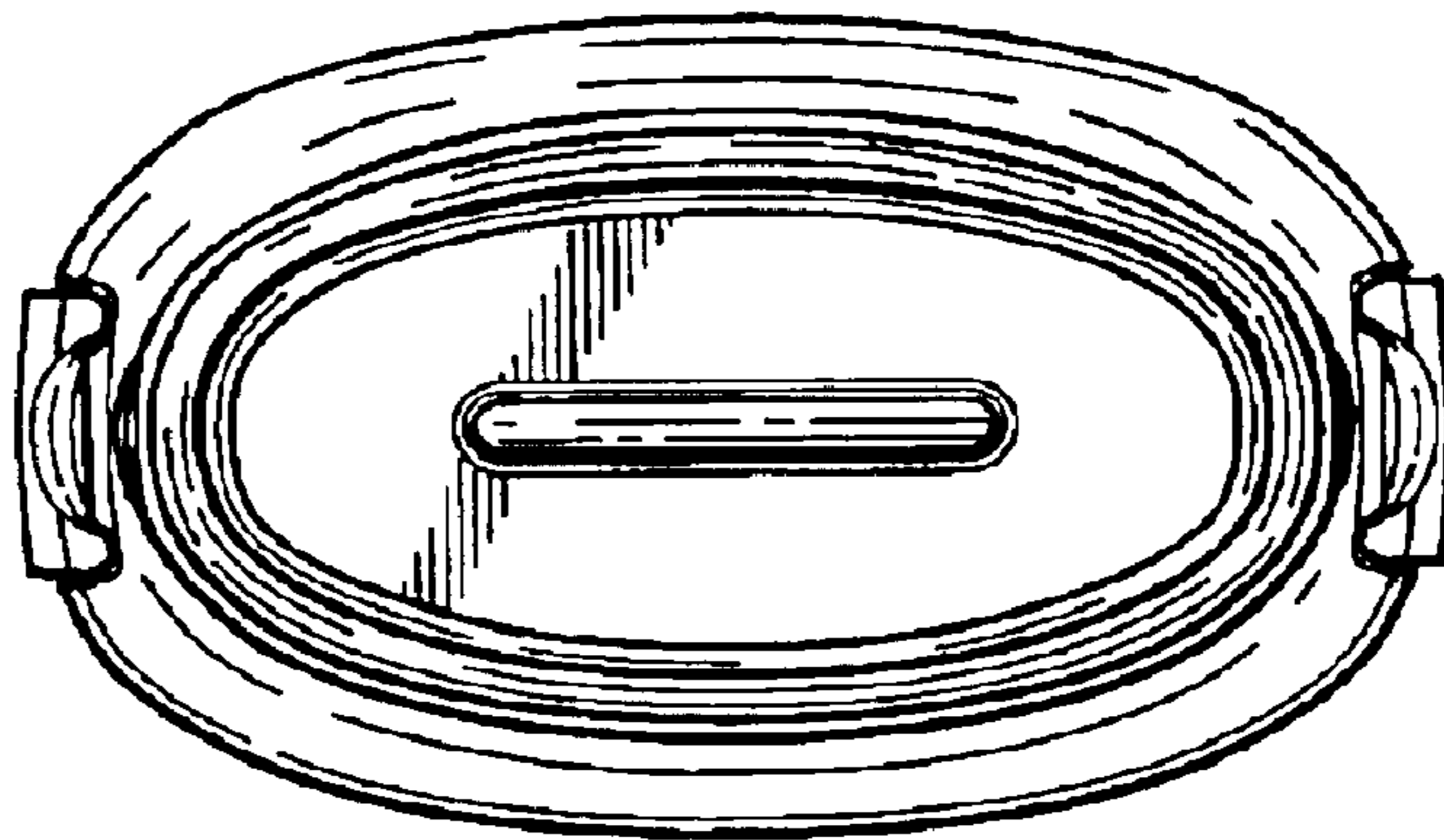


Fig. 7

