

US00D495485S1

(12) **United States Design Patent**  
**Gordon**

(10) **Patent No.:** **US D495,485 S**

(45) **Date of Patent:** **\*\* Sep. 7, 2004**

(54) **CARRYING CASE**

(76) **Inventor:** **Benjamin D. Gordon**, 14 Hillsea Rd.,  
Yarmouth Port, MA (US) 02675

(\*\*) **Term:** **14 Years**

(21) **Appl. No.:** **29/189,260**

(22) **Filed:** **Aug. 29, 2003**

(51) **LOC (7) Cl.** ..... **03-01**

(52) **U.S. Cl.** ..... **D3/226**

(58) **Field of Search** ..... D3/226, 224, 221,  
D3/215, 206, 228, 218–219, 233–234; 224/673–674,  
677, 681, 684

(56) **References Cited**

**U.S. PATENT DOCUMENTS**

1,281,299 A	*	10/1918	Crosson	.....	224/673
D440,041 S	*	4/2001	Fermin	.....	D3/226
D464,483 S	*	10/2002	Bloch	.....	D3/228

\* cited by examiner

*Primary Examiner*—Catherine R. Oliver

(74) *Attorney, Agent, or Firm*—Reed Smith LLP; William J. McNichol, Jr.; Matthew J. Esserman

(57) **CLAIM**

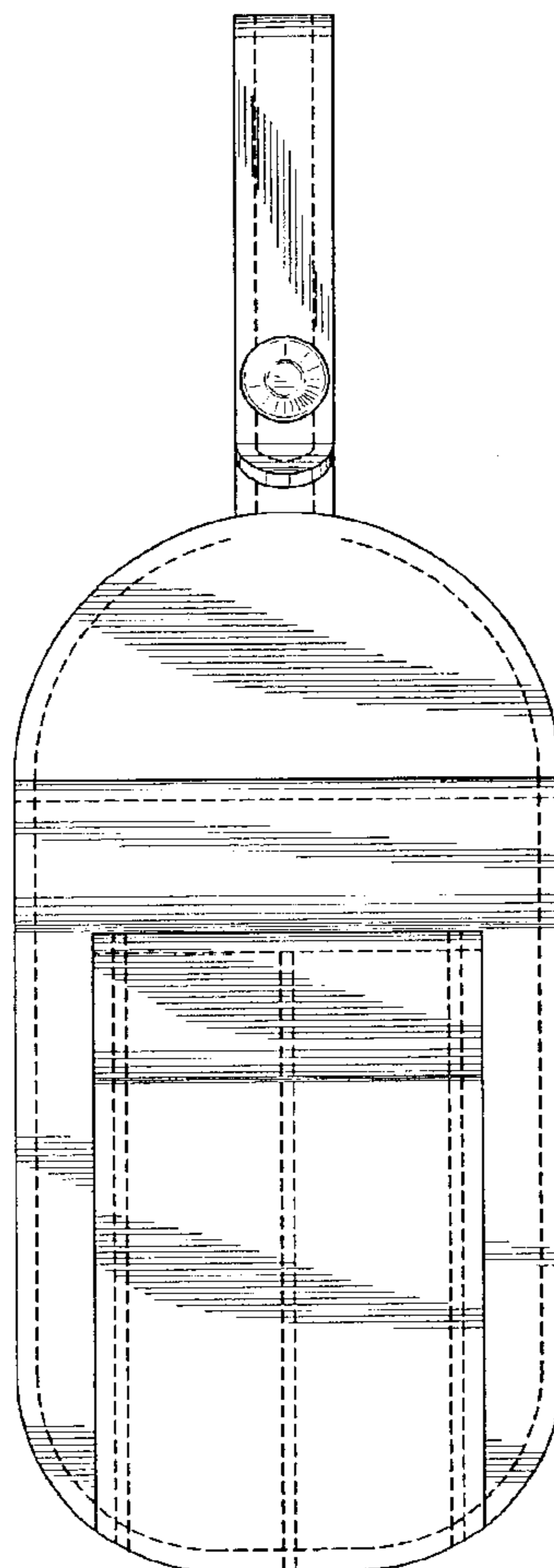
The ornamental design for a carrying case, as shown and described.

**DESCRIPTION**

FIG. 1 is a front view of a carrying case, in accordance with a preferred embodiment of the present invention; FIG. 2 is a rear view of the carrying case shown in FIG. 1; FIG. 3 is a top view of the carrying case shown in FIG. 1; FIG. 4 is a bottom view of the carrying case shown in FIG. 1; FIG. 5 is a right side view of the carrying case shown in FIG. 1; FIG. 6 is a left side view of the carrying case shown in FIG. 1; and, FIG. 7 is a front elevational view of the carrying case with environment shown in broken lines.

The broken line showing of environment in FIG. 7 is for illustrative purposes only and forms no part of the claimed design.

**1 Claim, 3 Drawing Sheets**



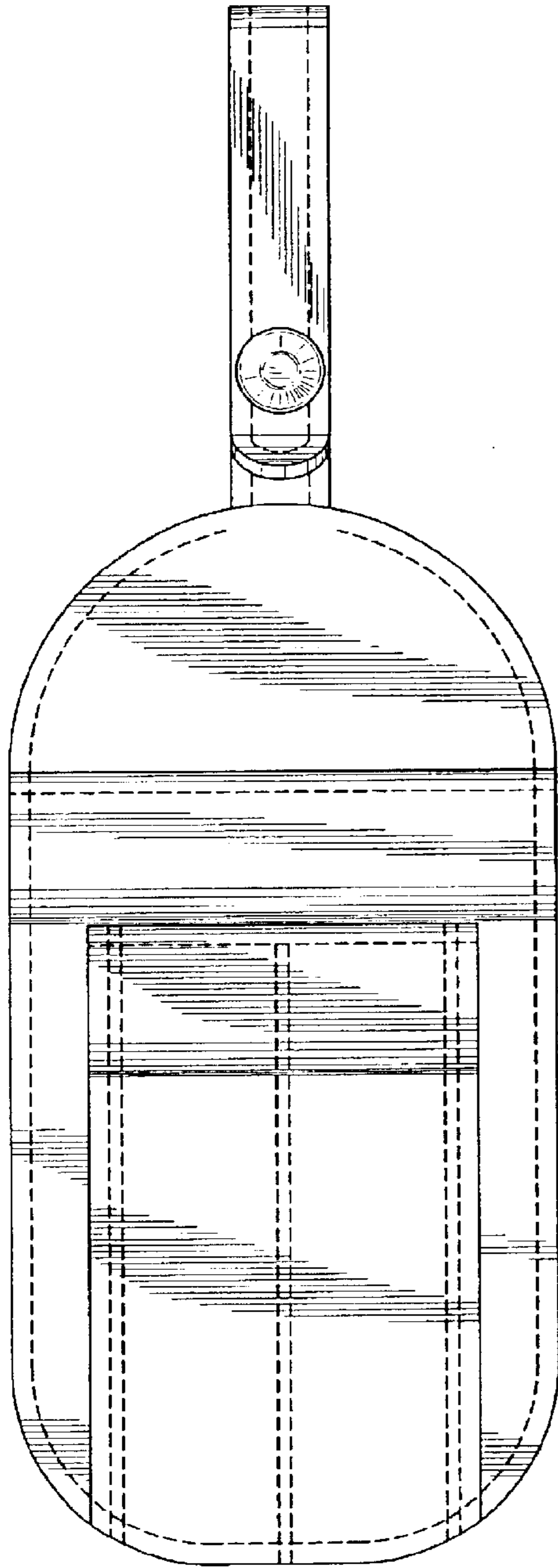


FIG. 1

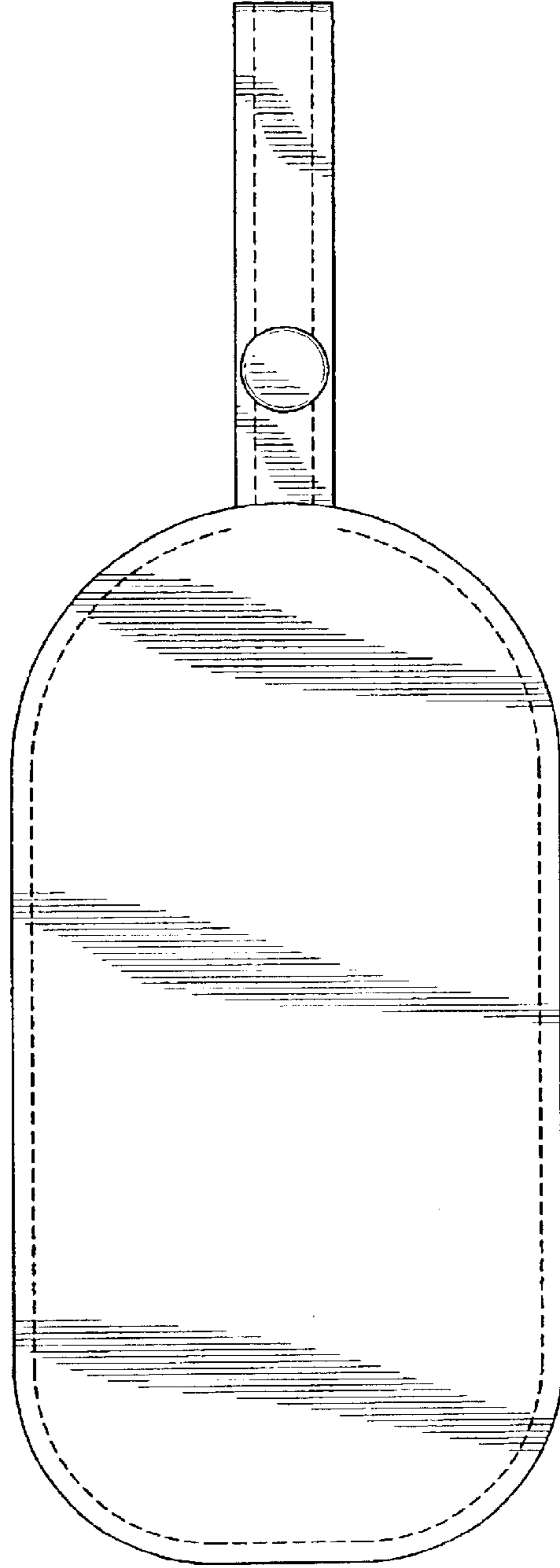


FIG. 2




FIG. 3




FIG. 4



FIG. 5



FIG. 6

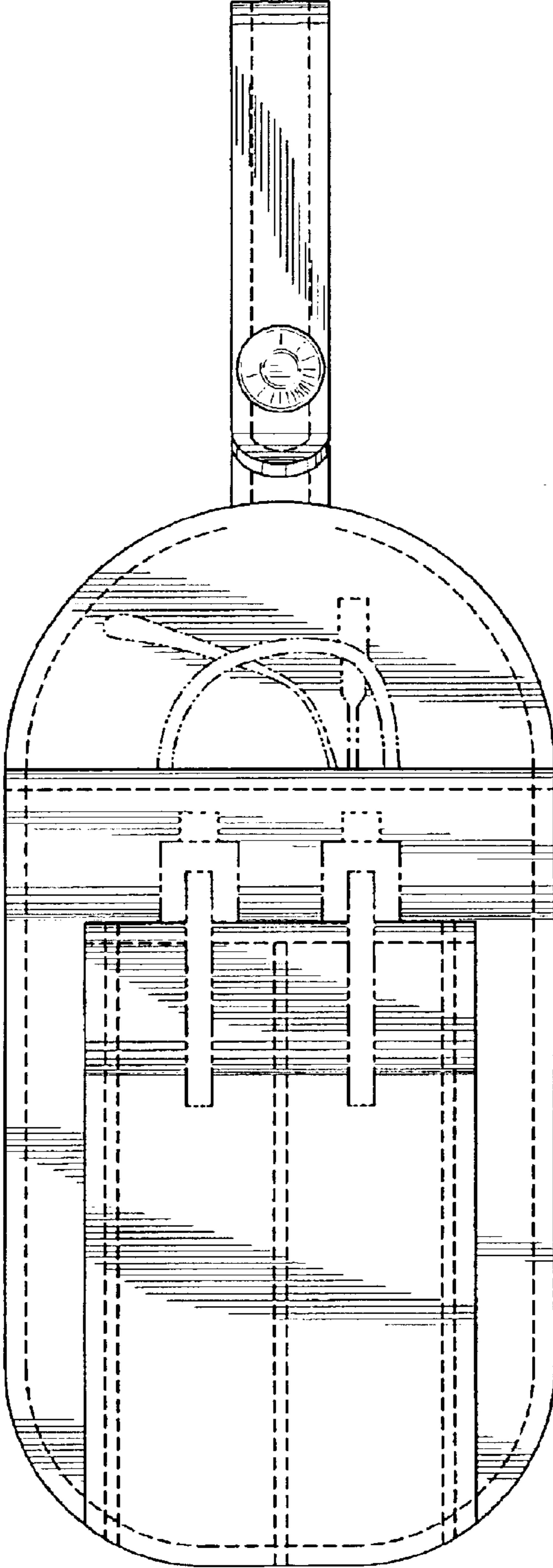


FIG. 7