

US00D495477S1

(12) **United States Design Patent**
McClaskie

(10) **Patent No.:** **US D495,477 S**

(45) **Date of Patent:** **** Sep. 7, 2004**

(54) **OUTSOLE**

(75) **Inventor:** **Thomas E. McClaskie**, Bethlehem, PA
(US)

(73) **Assignee:** **Columbia University Company**,
Omaha, NE (US)

(**) **Term:** **14 Years**

(21) **Appl. No.:** **29/185,258**

(22) **Filed:** **Jun. 25, 2003**

(51) **LOC (7) Cl.** **02-04**

(52) **U.S. Cl.** **D2/956; D2/947; D2/951**

(58) **Field of Search** **D2/902, 946-949,**
D2/951-960; 36/3 B, 22 R, 25 R, 32 A,
32 R

(56) **References Cited**

U.S. PATENT DOCUMENTS

D205,026 S	*	6/1966	Rosenbaum	
D257,700 S	*	12/1980	Famolare, Jr.	D2/951
5,083,385 A	*	1/1992	Halford	
D370,993 S	*	6/1996	Mangee	D2/959
D386,288 S	*	11/1997	Merceron	D2/953
D387,546 S	*	12/1997	Pearce	D2/951
D390,351 S	*	2/1998	Nevens et al.	D2/960
D416,668 S	*	11/1999	Witjes	D2/947
D417,943 S	*	12/1999	Solaroli	D2/951
D426,947 S	*	6/2000	Pollastrelli	D2/956
D429,408 S	*	8/2000	Gillespie	D2/951
D447,853 S	*	9/2001	Merceron	D2/956
D449,155 S	*	10/2001	McClaskie	D2/957

D449,157 S	*	10/2001	McClaskie	D2/960
D449,429 S	*	10/2001	McClaskie	D2/960
D455,002 S	*	4/2002	Holden	D2/916
D457,292 S	*	5/2002	Sessa	D2/949
6,571,491 B2	*	6/2003	Safdeye et al.	36/59 R
D476,798 S	*	7/2003	Reynolds et al.	D2/951
D481,200 S	*	10/2003	Belley et al.	D2/947
D482,851 S	*	12/2003	McClaskie	

* cited by examiner

Primary Examiner—Celia A. Murphy

(74) *Attorney, Agent, or Firm*—St. Onge Steward Johnston
& Reens LLC

(57) **CLAIM**

I claim the ornamental design for an outsole, as shown and described.

DESCRIPTION

FIG. 1 is a bottom plan view of an outsole showing my new design;

FIG. 2 is a left side elevational view thereof;

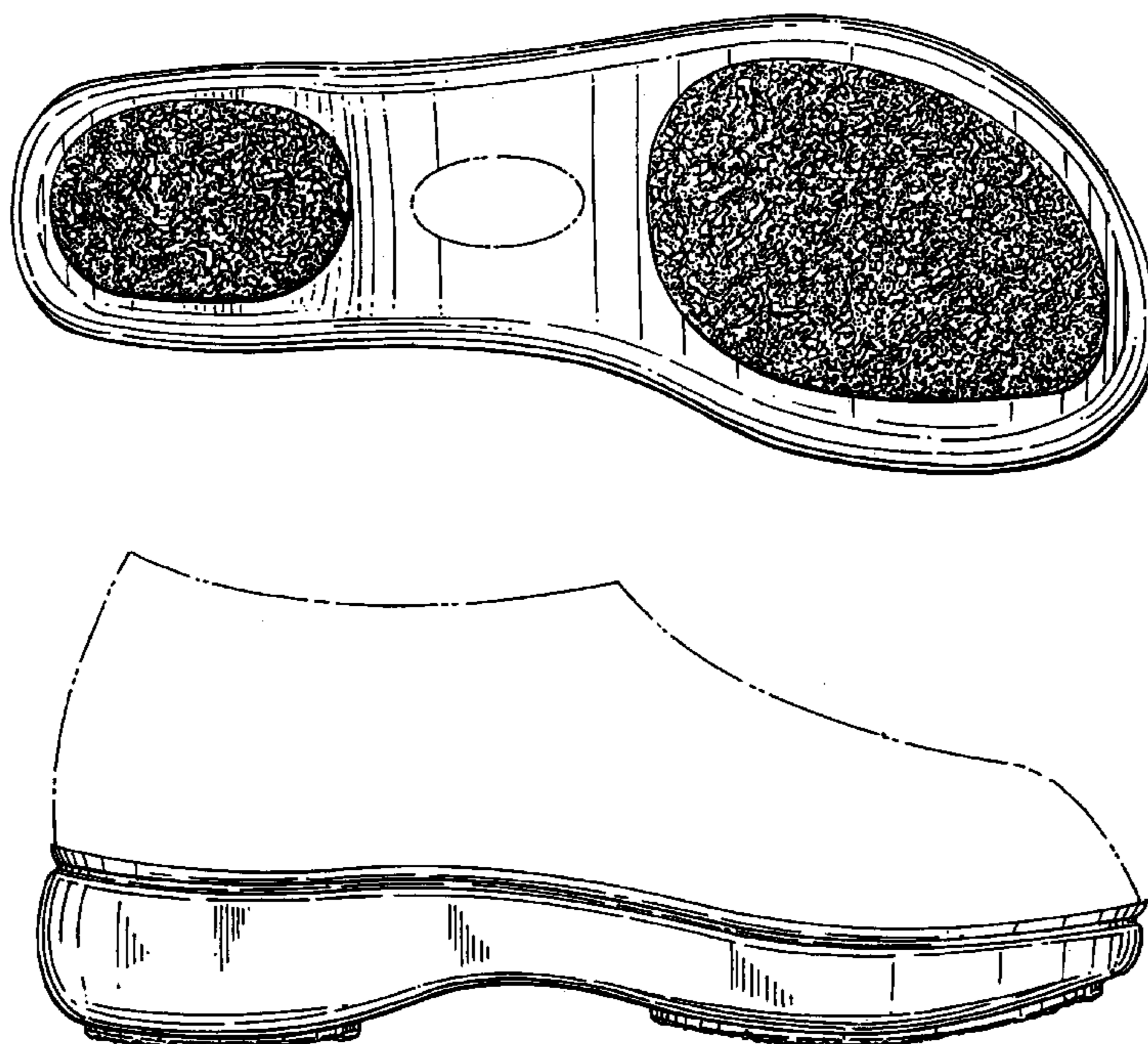
FIG. 3 is a right side elevational view thereof;

FIG. 4 is a front elevational view thereof; and,

FIG. 5 is a rear elevational view thereof.

The broken line showing a shoe upper in the views, illustrates the portion of the design that forms no part of the claim. The broken line showing an elliptical shape on the arch, represents the boundary of the design, with the area within, forming no part of the claim. Neither of the broken lines forms any part of the claim.

1 Claim, 4 Drawing Sheets



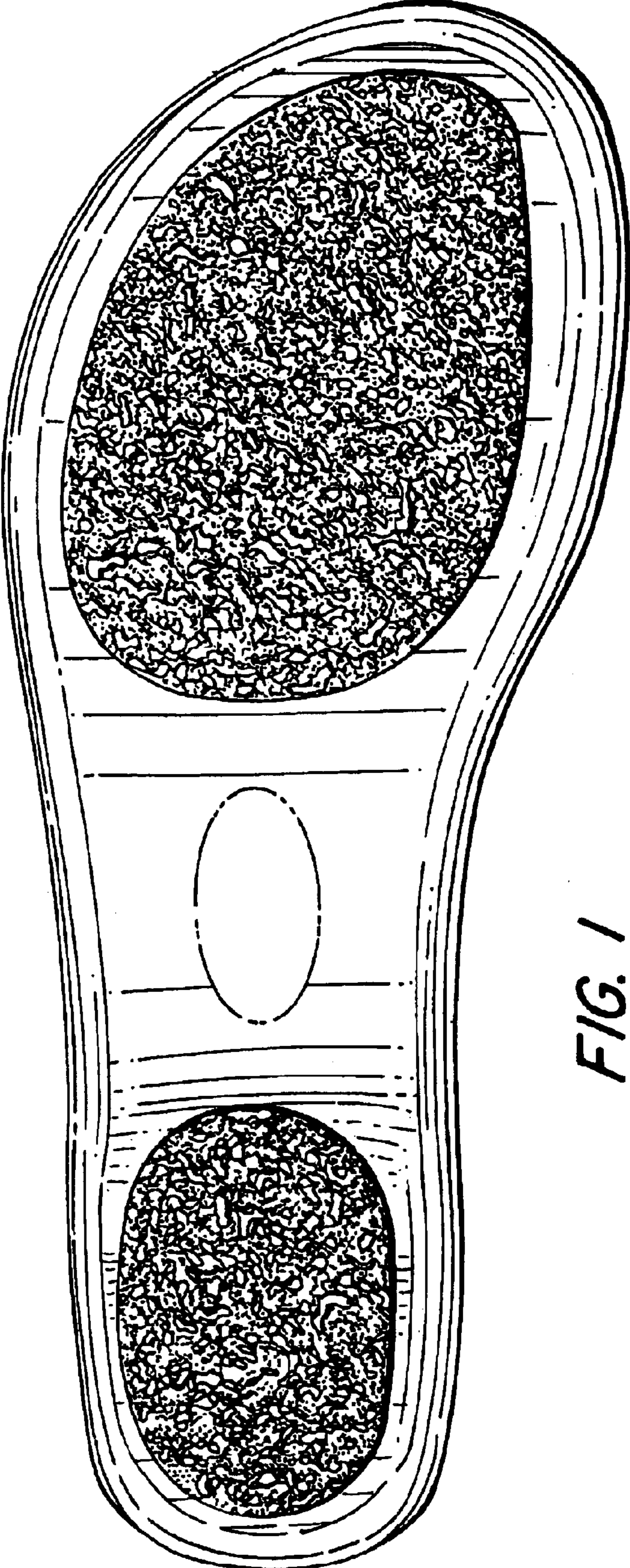


FIG. 1

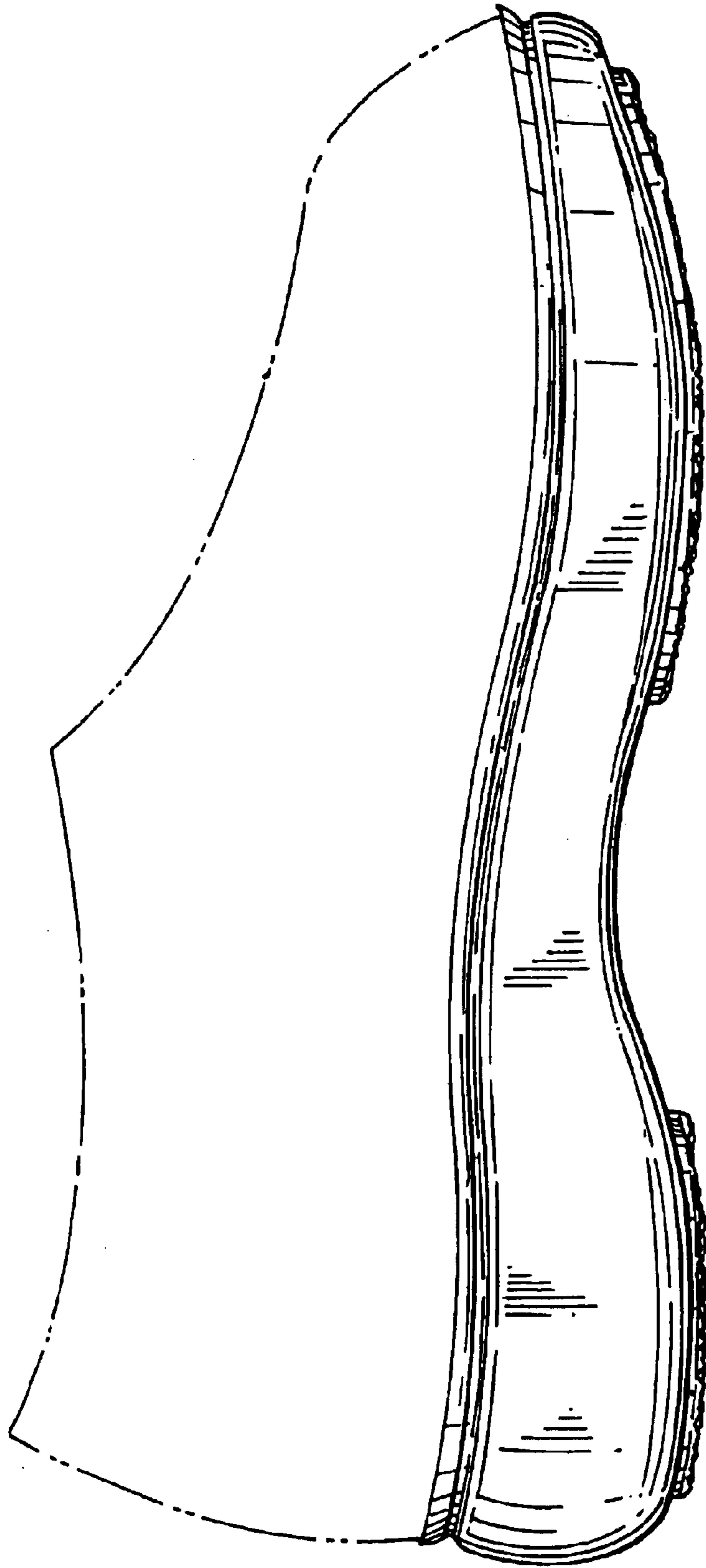


FIG. 2

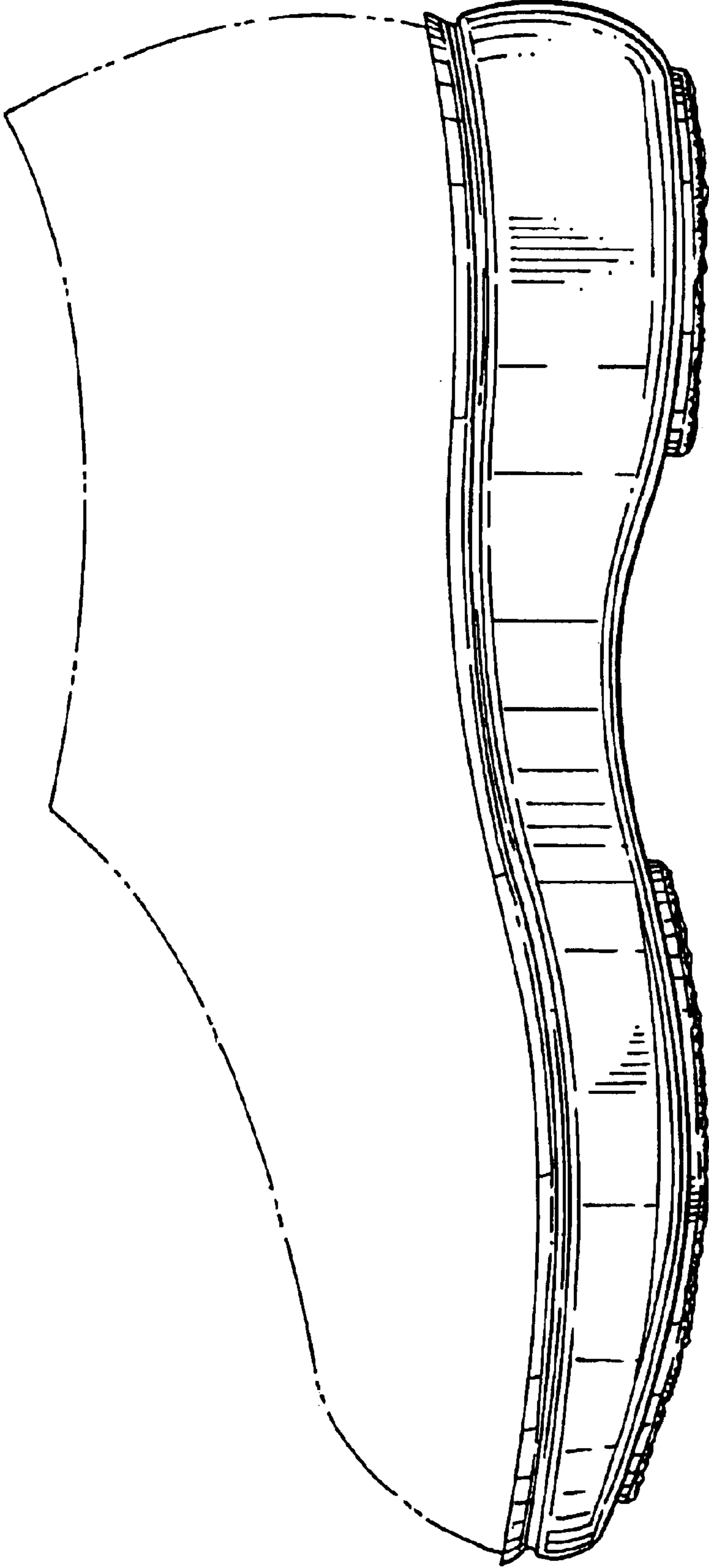


FIG. 3

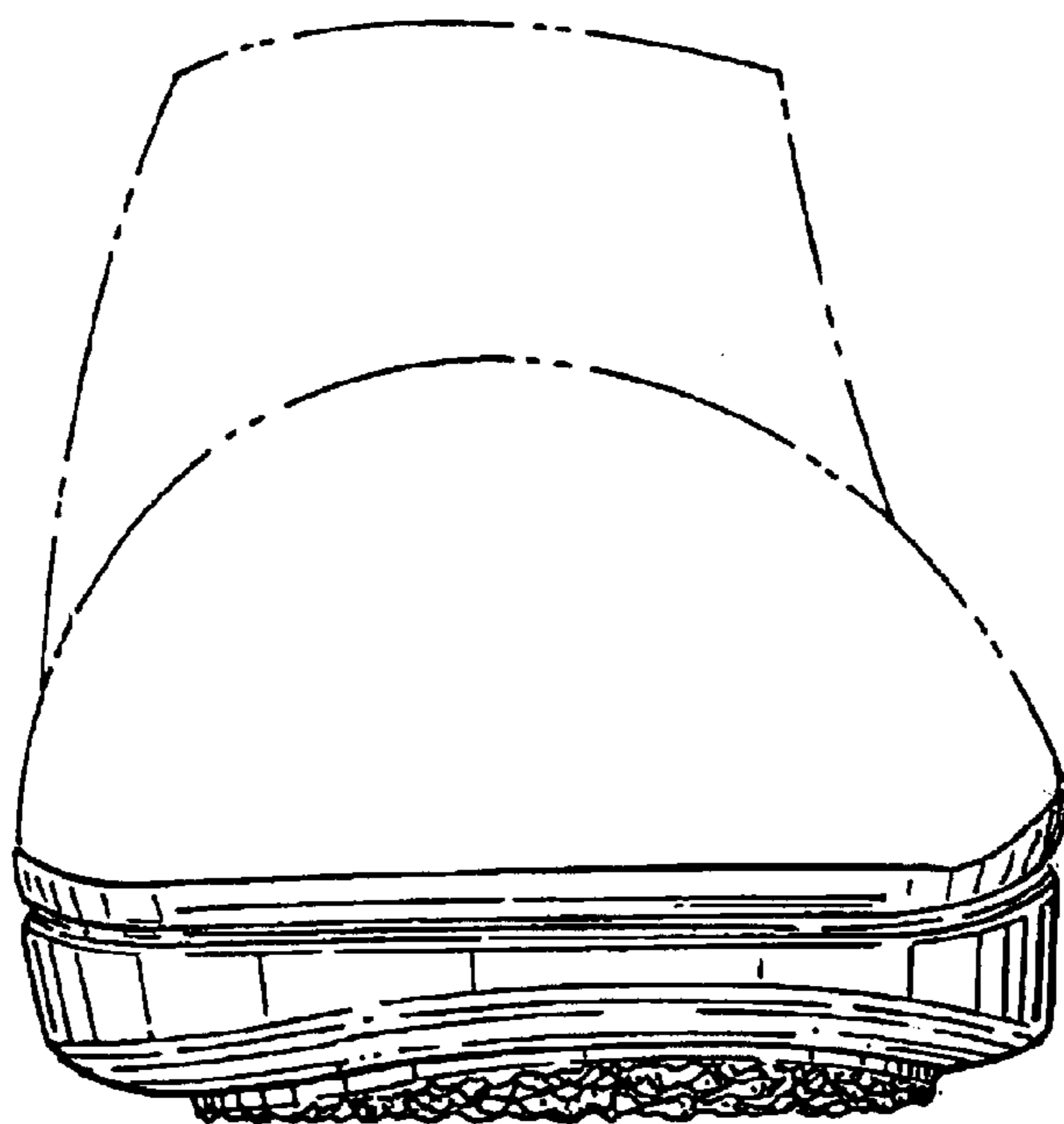


FIG. 4

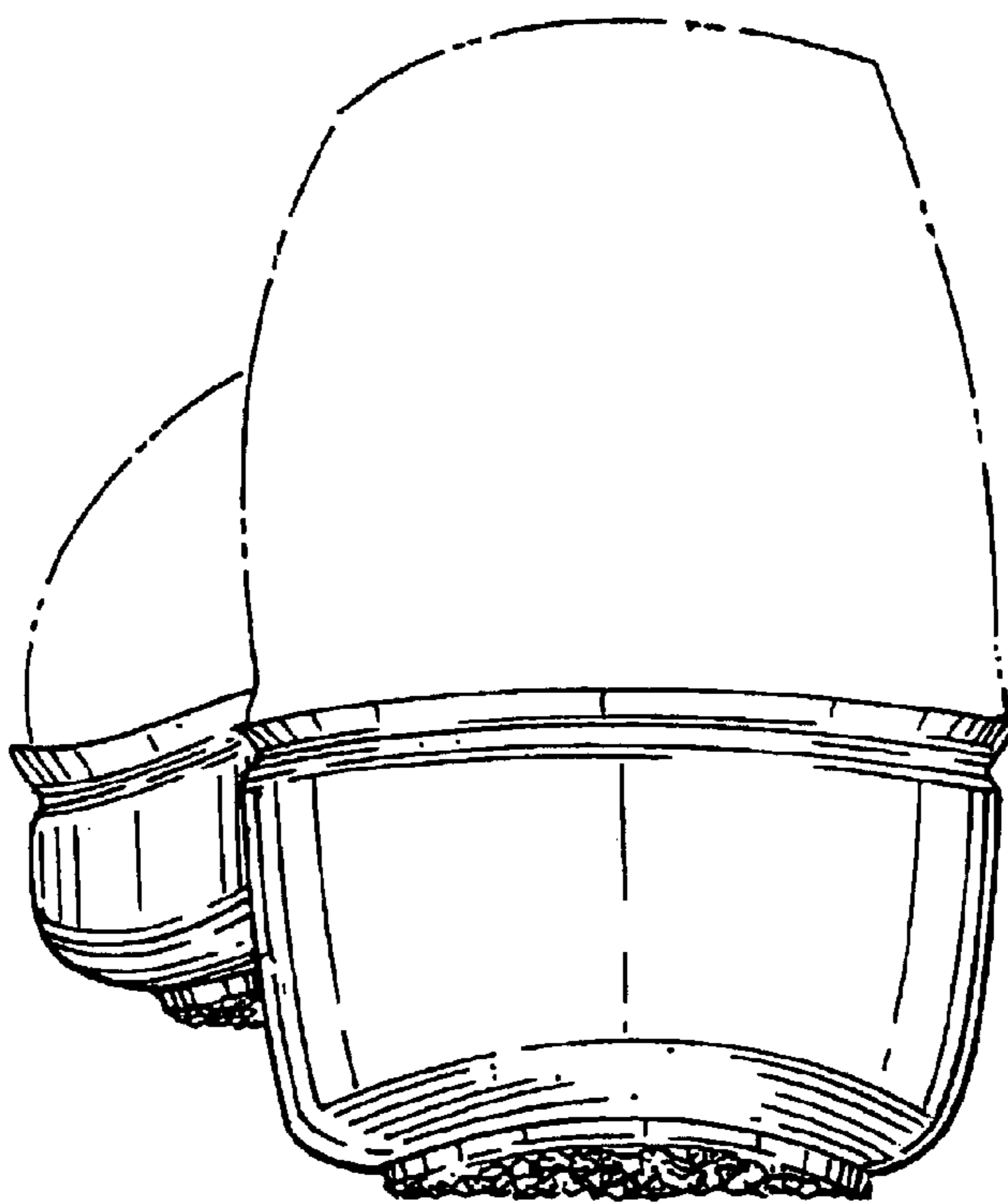


FIG. 5