

US00D495470S1

(12) **United States Design Patent**
Schellinger

(10) **Patent No.:** **US D495,470 S**

(45) **Date of Patent:** **** Sep. 7, 2004**

(54) **VEHICLE STYLED ATHLETIC SHOE**

(76) **Inventor:** **Robert L. Schellinger**, 192 Sanford St.,
Rochester, NY (US) 14620-2258

(**) **Term:** **14 Years**

(21) **Appl. No.:** **29/185,674**

(22) **Filed:** **Jul. 2, 2003**

(51) **LOC (7) Cl.** **02-04**

(52) **U.S. Cl.** **D2/898; D2/897**

(58) **Field of Search** D2/896-898, 909-912,
D2/946, 952; 36/45, 50.1, 77 M, 77 R,
83, 88, 113, 114, 126-130

(56) **References Cited**

U.S. PATENT DOCUMENTS

D158,520 S	*	5/1950	Scoville, Jr.	D2/898
D240,974 S	*	8/1976	Leslie	D2/898
D261,195 S	*	10/1981	Weiss	D2/898
D307,507 S	*	5/1990	Del Vecchio et al.	D2/898
D343,948 S	*	2/1994	Smith	D2/898

D353,706 S	*	12/1994	Telles	D2/898
D356,434 S	*	3/1995	Englehart, Jr.	D2/898
D375,613 S	*	11/1996	Humphrey	D2/897
D434,546 S	*	12/2000	Zelenack	D2/898
D450,174 S	*	11/2001	Scotti	D2/898

* cited by examiner

Primary Examiner—Dominic Simone


(57) **CLAIM**

The ornamental design for a vehicle styled athletic shoe, as shown and described.

DESCRIPTION

FIG. 1 is a perspective view as seen from the top, front and left side of the claimed design;
FIG. 2 is a top plan view thereof;
FIG. 3 is a bottom plan view thereof;
FIG. 4 is a left side elevational view thereof;
FIG. 5 is a right side elevational view thereof;
FIG. 6 is a front elevational view thereof; and,
FIG. 7 is a rear elevational view thereof.

1 Claim, 6 Drawing Sheets



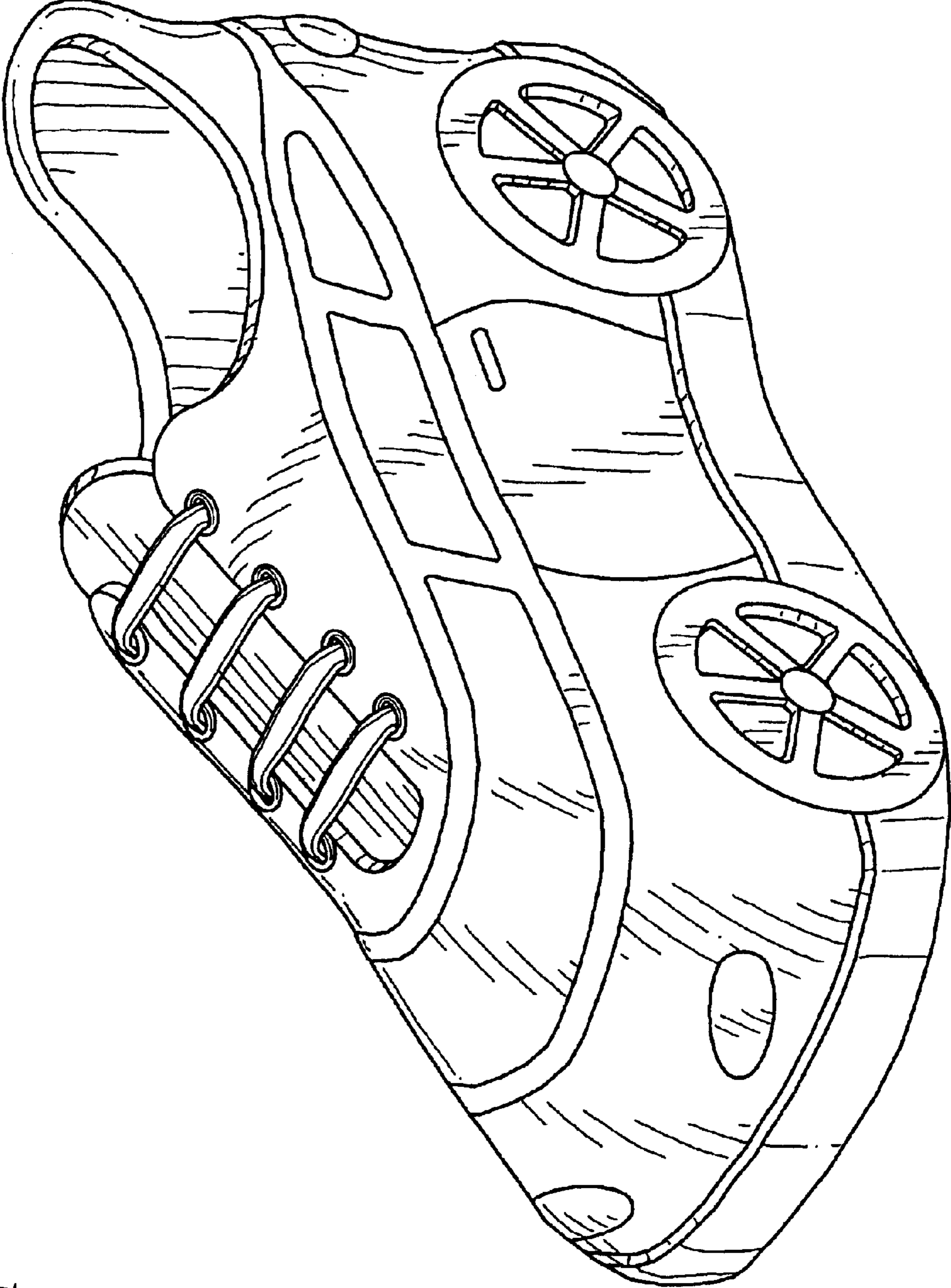


FIG. 1

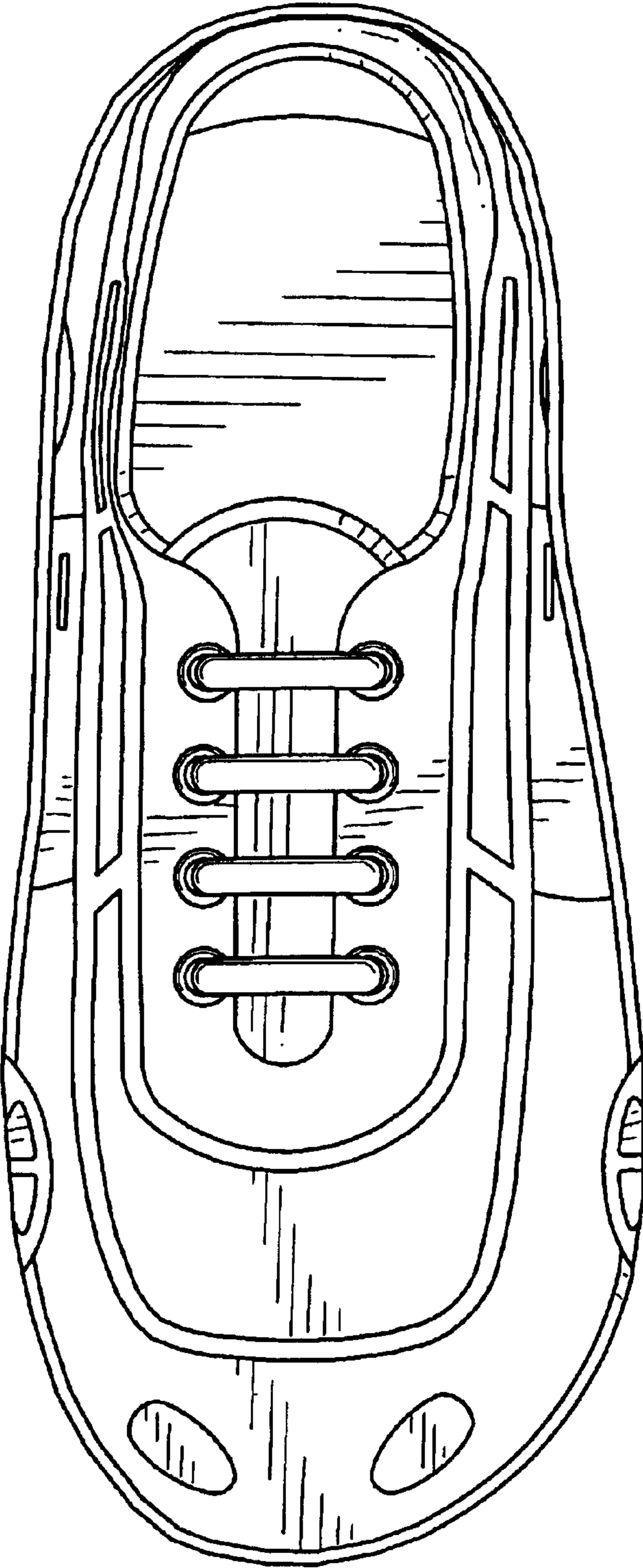


FIG. 2

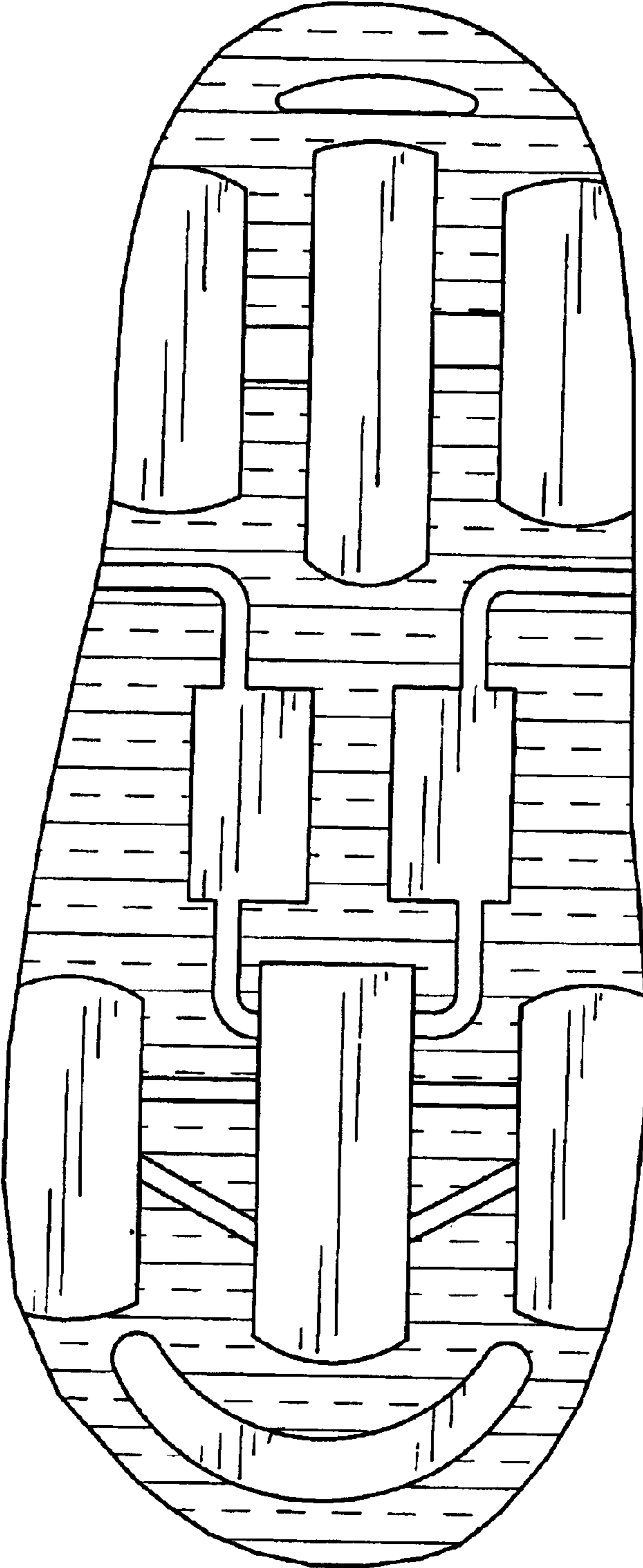


FIG. 3




FIG. 4




FIG. 5

FIG.6

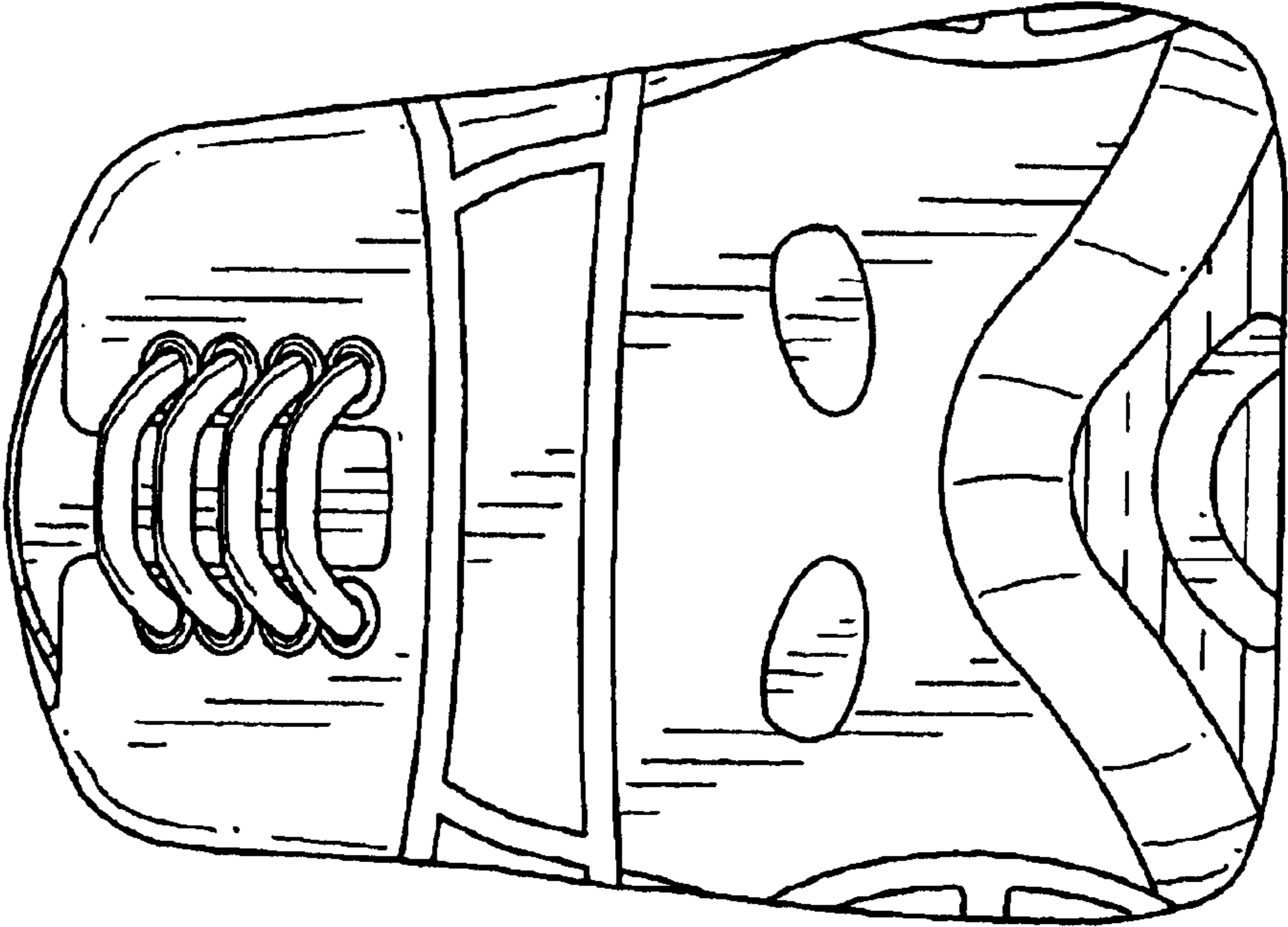


FIG.7

