

US00D495453S1

(12) **United States Design Patent**
Baldwin et al.

(10) **Patent No.: US D495,453 S**

(45) **Date of Patent: ** Aug. 31, 2004**

(54) **DRYER**

D459,844 S * 7/2002 Baldwin et al. D32/6
D477,898 S * 7/2003 Geyer D32/6

(75) Inventors: **Mark W. Baldwin**, St. Joseph, MI (US); **Ruben Castano**, Ispra (IT)

* cited by examiner

(73) Assignee: **Whirlpool Corporation**, Benton Harbor, MI (US)

Primary Examiner—Robert A. Delehanty
(74) *Attorney, Agent, or Firm*—John F. Colligan; Robert O. Rice; Stephen Krefman

(**) Term: **14 Years**

(57) **CLAIM**

(21) Appl. No.: **29/197,266**

We are claiming the ornamental appearance of a dryer, as shown and described.

(22) Filed: **Jan. 13, 2004**

(51) **LOC (7) Cl.** **15-05**

DESCRIPTION

(52) **U.S. Cl.** **D32/8**

(58) **Field of Search** D32/1, 5-10, 25, D32/58; 38/1 A; 34/523, 58, 108, 130-132, 595-597, 603, 417, 499, 534, 600; 312/31; 68/3 R, 4, 5 R, 12.01, 12.08, 212


FIG. 1 is a front perspective view of the dryer;
FIG. 2 is a front elevational view thereof;
FIG. 3 is a left side elevational view thereof;
FIG. 4 is a right side elevational view thereof; and,
FIG. 5 is top plan view thereof.

(56) **References Cited**

U.S. PATENT DOCUMENTS

D284,124 S * 6/1986 Haruguchi et al. D32/6

1 Claim, 5 Drawing Sheets






Fig. 1

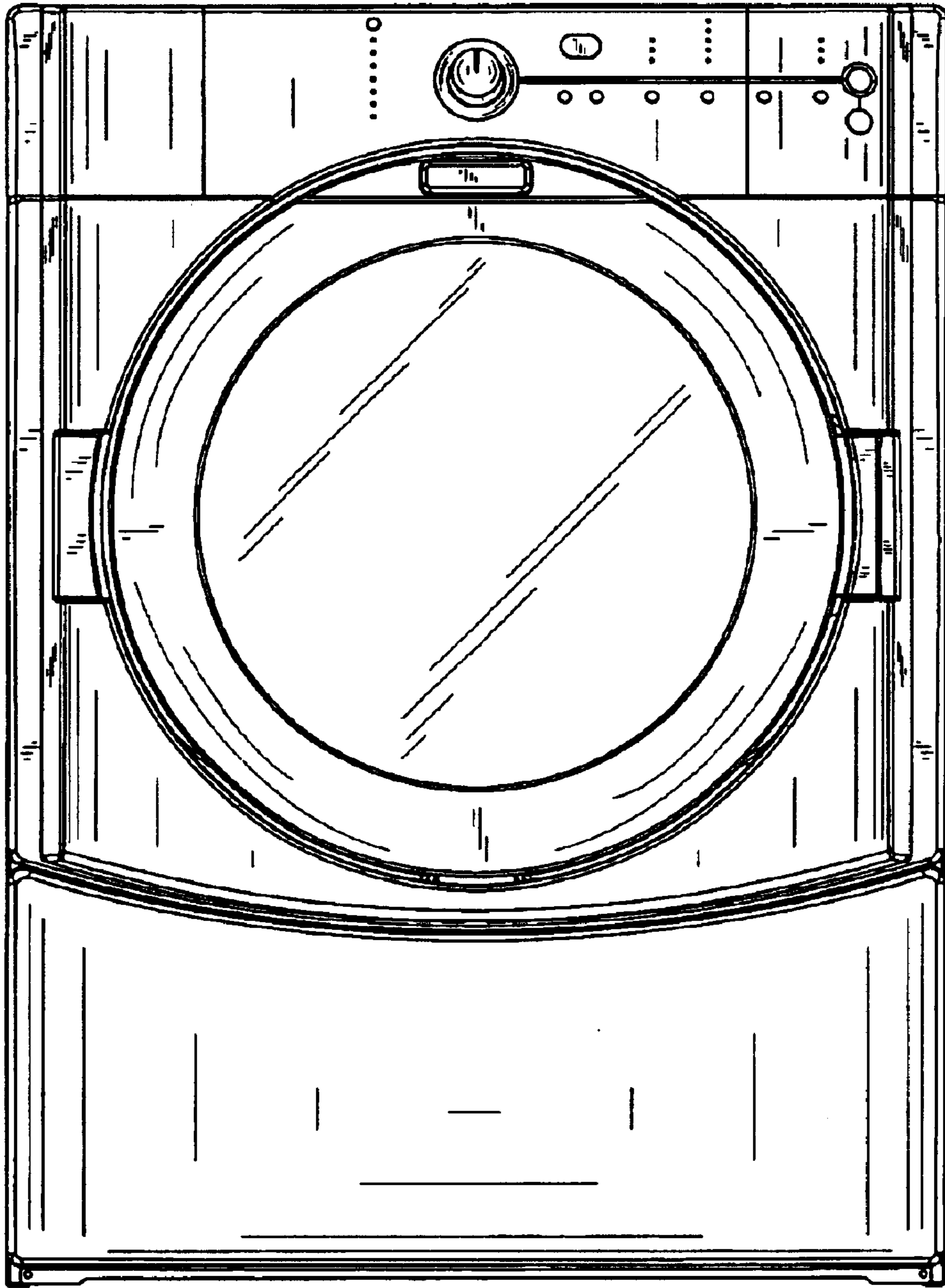


Fig. 2

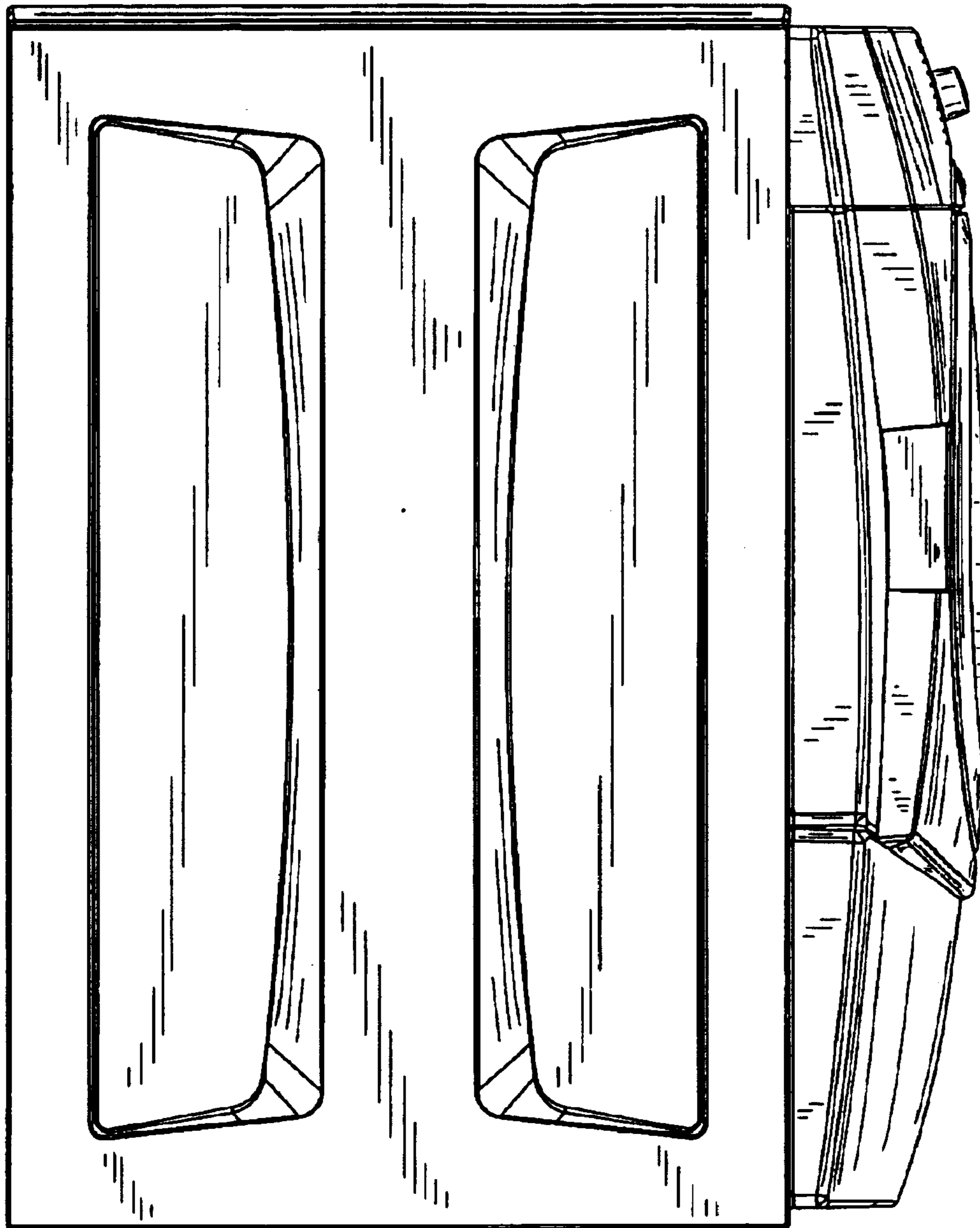


Fig. 3

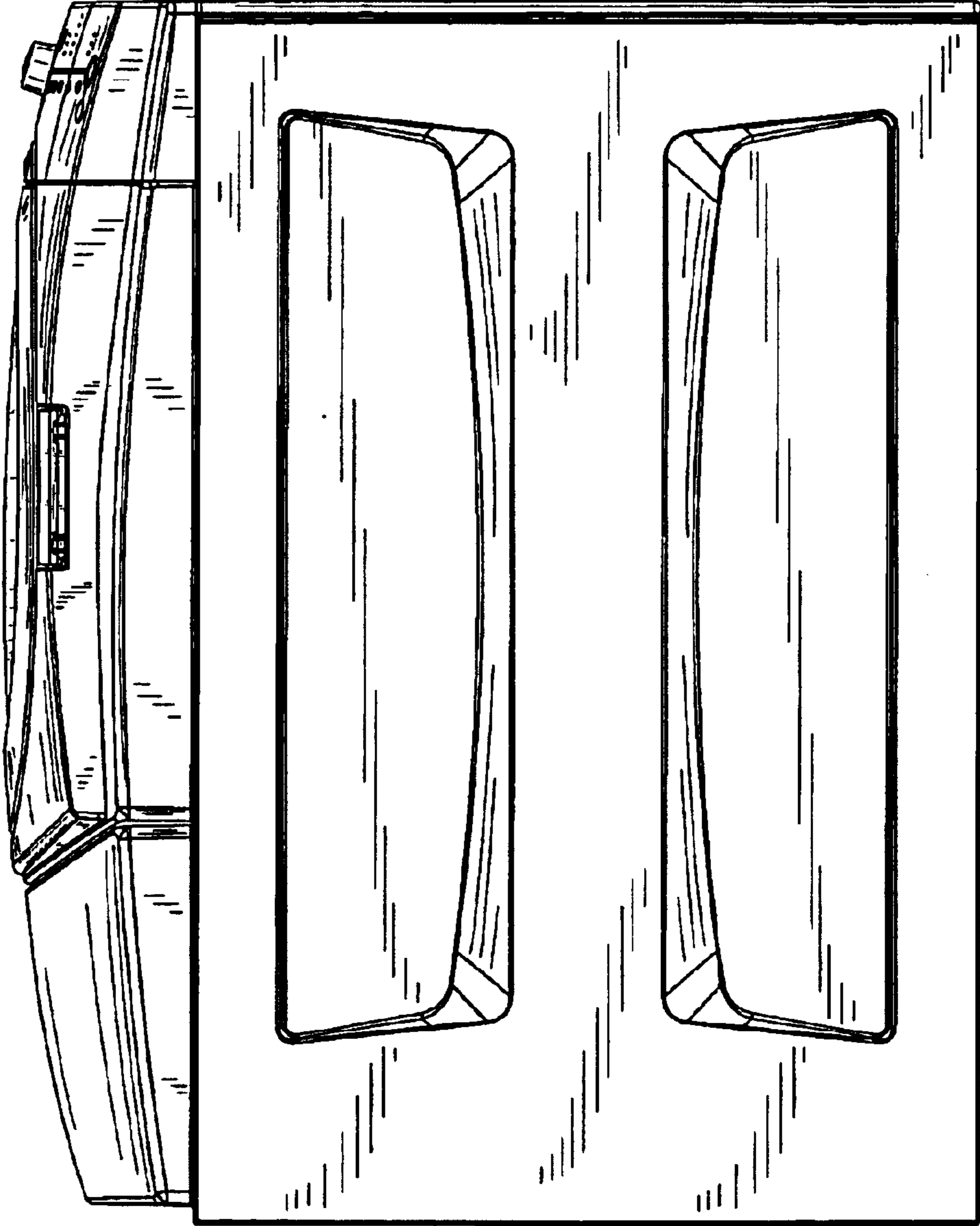


Fig. 4




Fig. 5