

US00D495450S1

(12) **United States Design Patent**
Ehrmann

(10) **Patent No.:** **US D495,450 S**

(45) **Date of Patent:** **** Aug. 31, 2004**

(54) **BITLESS REIN ASSEMBLY**

(76) **Inventor:** **Douglas G. Ehrmann**, 126 Ridge Rd.,
Chester, NY (US) 10918

(**) **Term:** **14 Years**

(21) **Appl. No.:** **29/189,973**

(22) **Filed:** **Sep. 15, 2003**

(51) **LOC (7) Cl.** **30-04**

(52) **U.S. Cl.** **D30/137; D30/152; 54/34;**
54/24

(58) **Field of Search** **D30/137, 152;**
54/24, 85, 34, 12-15, 6.2; 119/792-793,
795, 835

(56) **References Cited**

U.S. PATENT DOCUMENTS

297,963 A * 5/1884 Barnard 54/24
723,999 A * 3/1903 Fosgate 54/24
4,180,963 A * 1/1980 Anderson 54/24

4,472,925 A * 9/1984 Woodruff 54/24
4,495,753 A * 1/1985 Simpson 54/24
6,295,795 B1 * 10/2001 Ehrmann 54/34
6,397,784 B1 * 6/2002 Morgan-Albertson et al. ... 119/
792

* cited by examiner

Primary Examiner—Pamela Burgess

(74) *Attorney, Agent, or Firm*—James F. Cottone

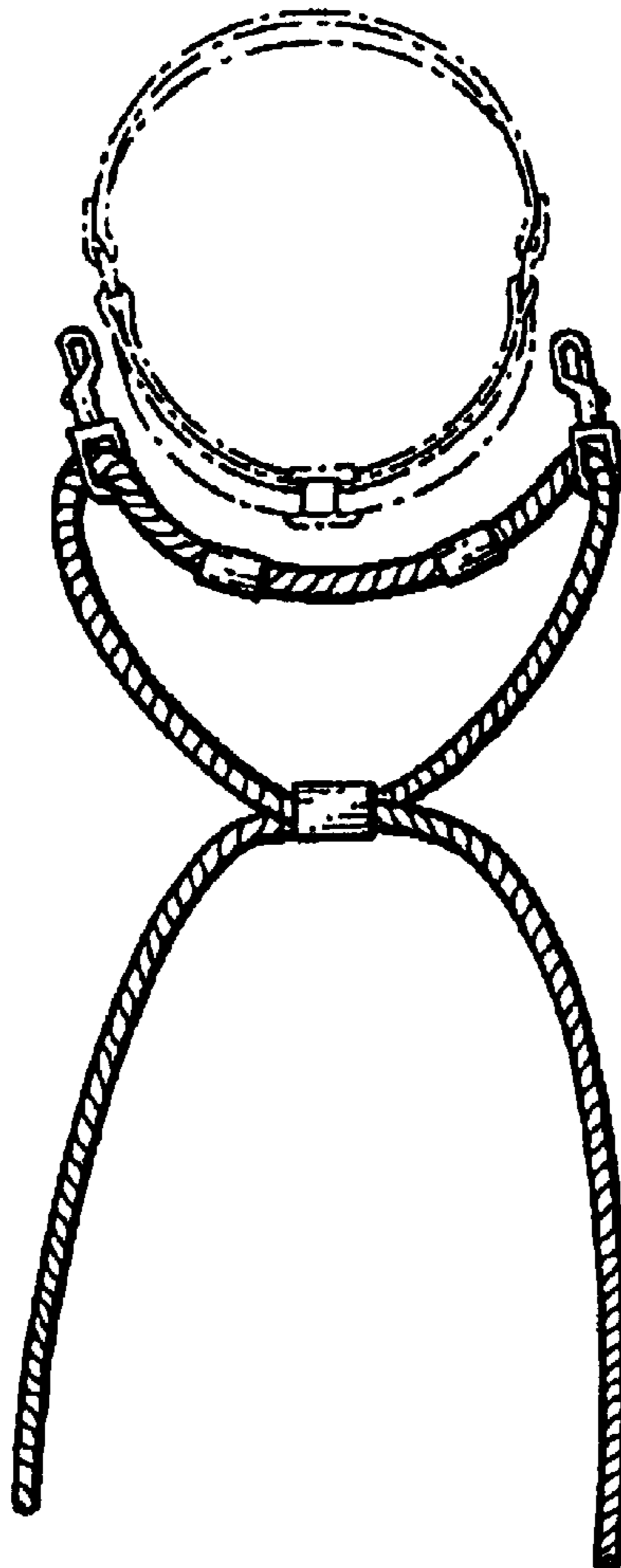
(57) **CLAIM**

The ornamental design for a bitless rein assembly, as shown and described.

DESCRIPTION

FIG. 1 is a pictorial top plan view of a bitless rein assembly showing my new design, the broken lines are for illustrative purposes and form no part of the claimed invention; and, FIG. 2 is a perspective view of the bitless rein assembly of FIG. 1 in use, the broken lines are for illustrative purposes and form no part of the claimed invention.

1 Claim, 1 Drawing Sheet



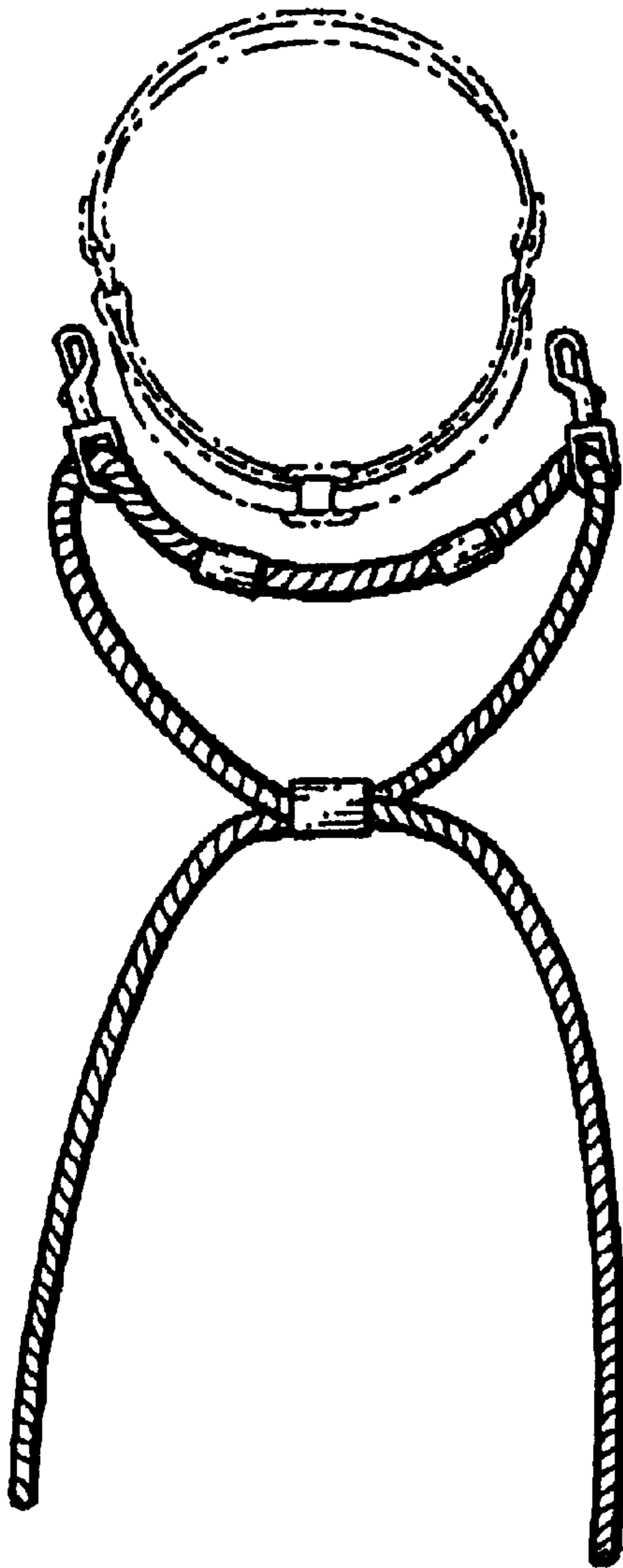


FIG. 1

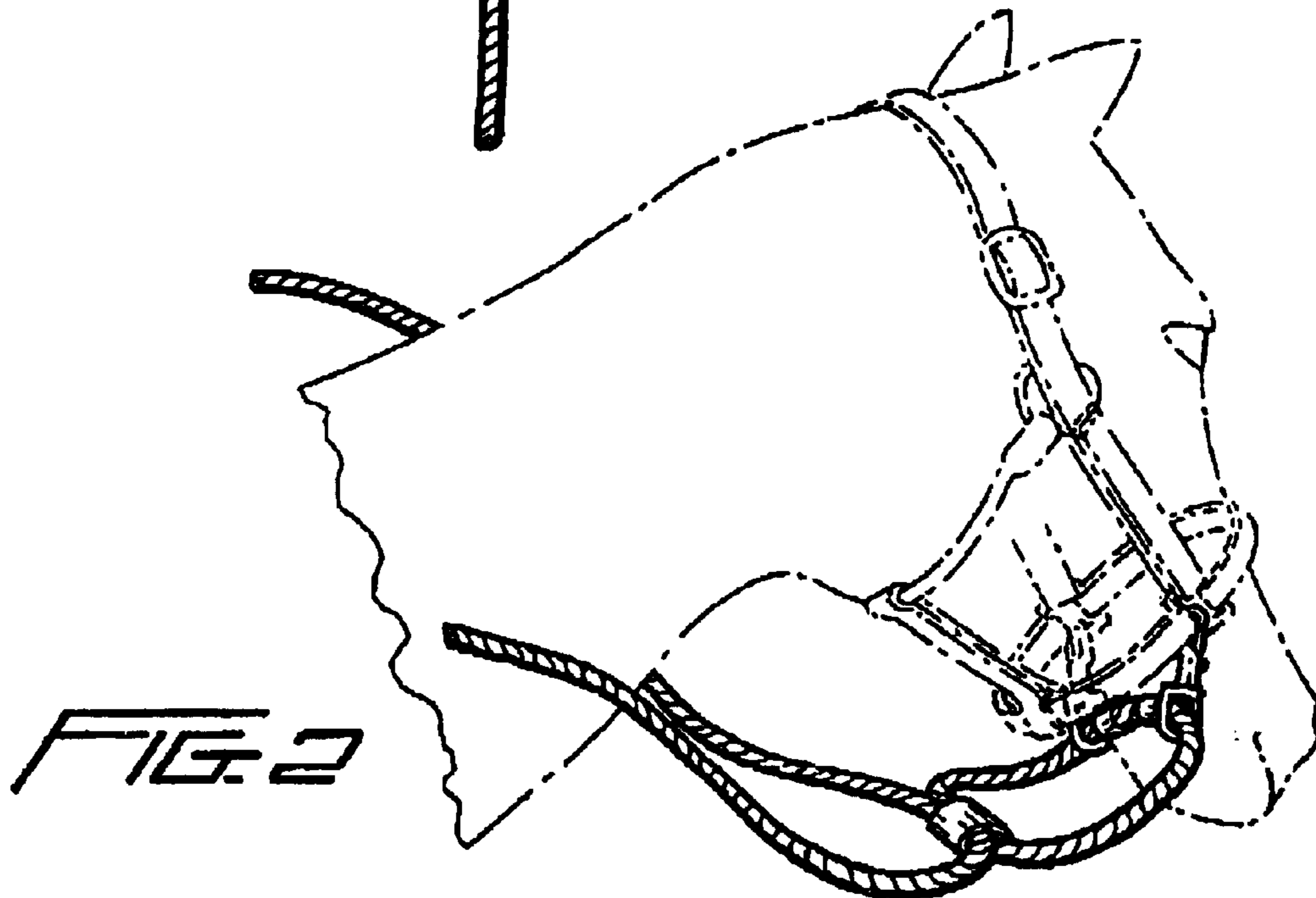


FIG. 2