



US00D495429S1

(12) **United States Design Patent**  
**Franson**

(10) **Patent No.:** **US D495,429 S**

(45) **Date of Patent:** **\*\* Aug. 31, 2004**

(54) **WINDOW COMPONENT EXTRUSION**

(75) **Inventor:** **Jeffrey R. Franson**, Maple Valley, WA (US)

(73) **Assignee:** **Mikron Industries, Inc.**, Kent, WA (US)

(\*\*) **Term:** **14 Years**

(21) **Appl. No.:** **29/192,933**

(22) **Filed:** **Oct. 31, 2003**

(51) **LOC (7) Cl.** ..... **25-01**

(52) **U.S. Cl.** ..... **D25/124**

(58) **Field of Search** ..... D25/124; 52/204.5; 49/504, DIG. 2

(56) **References Cited**

**U.S. PATENT DOCUMENTS**

D364,689 S 11/1995 Goss, Jr. .... D25/124  
D461,570 S \* 8/2002 Ballard et al. .... D25/124

**OTHER PUBLICATIONS**

Jeffrey R. Franson, Mikron Part No. 8184; First Drawn: Jul. 28, 2000; First Sold: Jan. 11, 2001.

\* cited by examiner

*Primary Examiner*—Doris Clark

(74) *Attorney, Agent, or Firm*—Black Lowe & Graham PLLC

(57) **CLAIM**

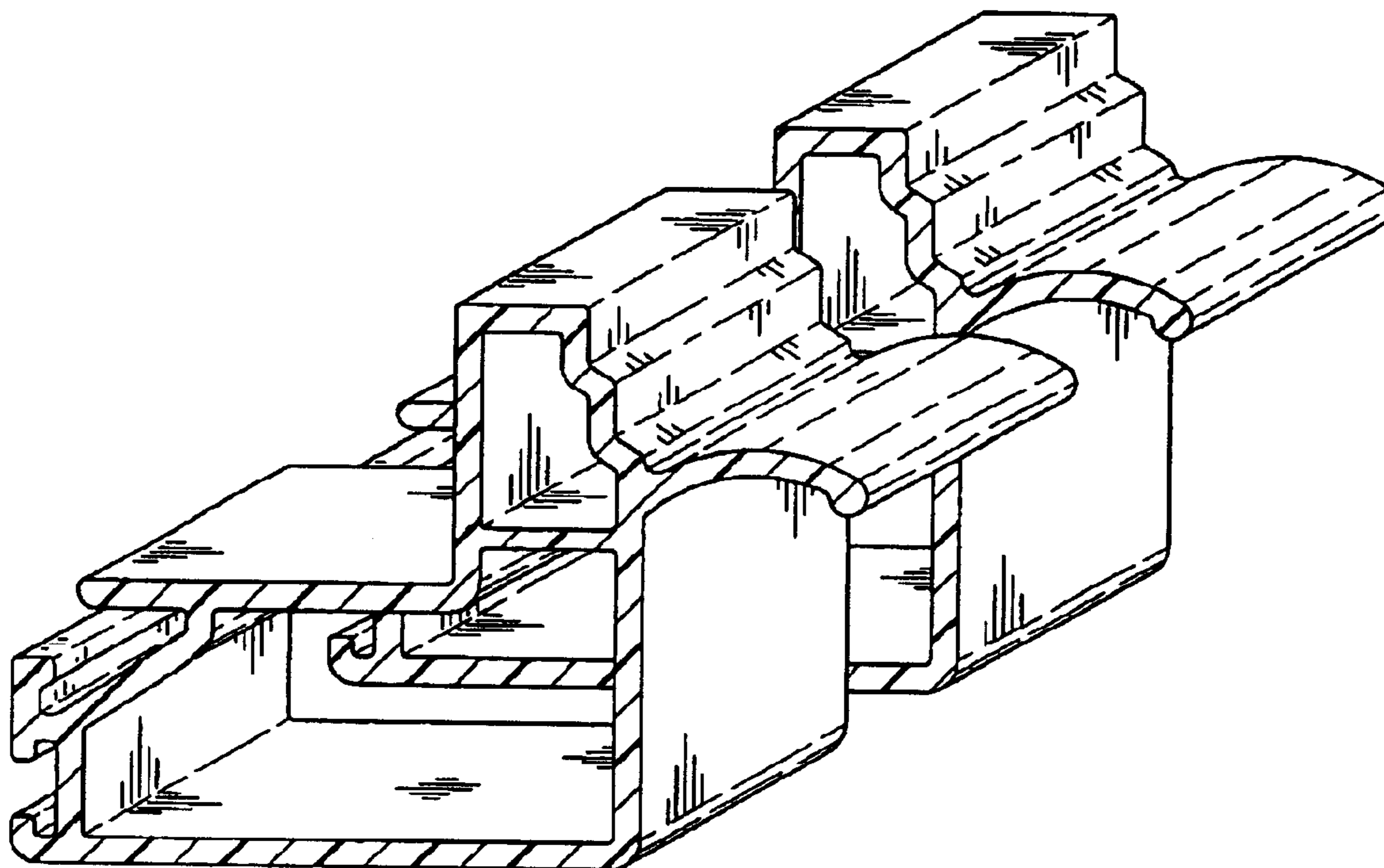
The ornamental design for a window component extrusion, as shown and described.

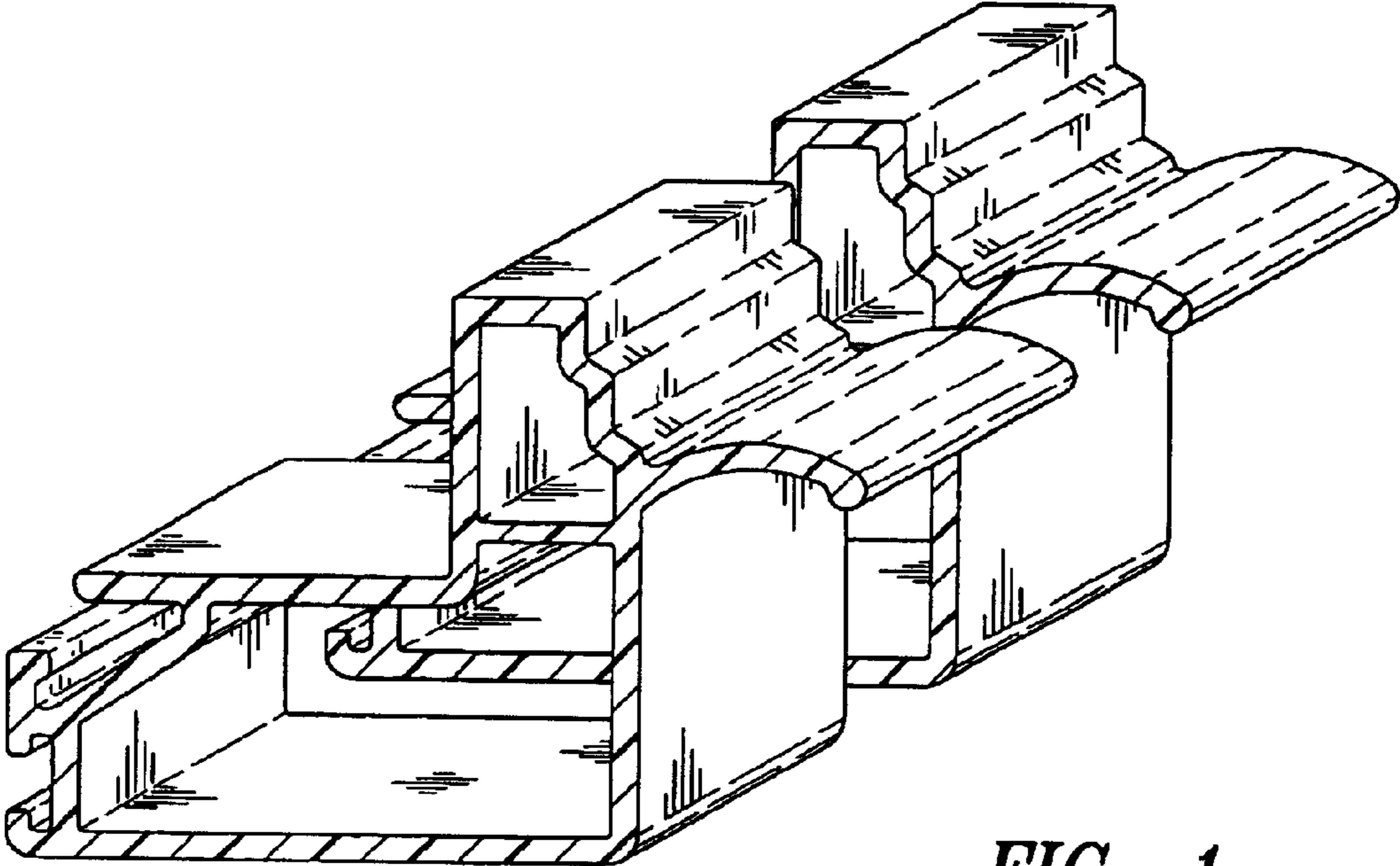
**DESCRIPTION**

FIG. 1 is a top right perspective view of the window component extrusion which is broken in the center indicating indefinite length; and,

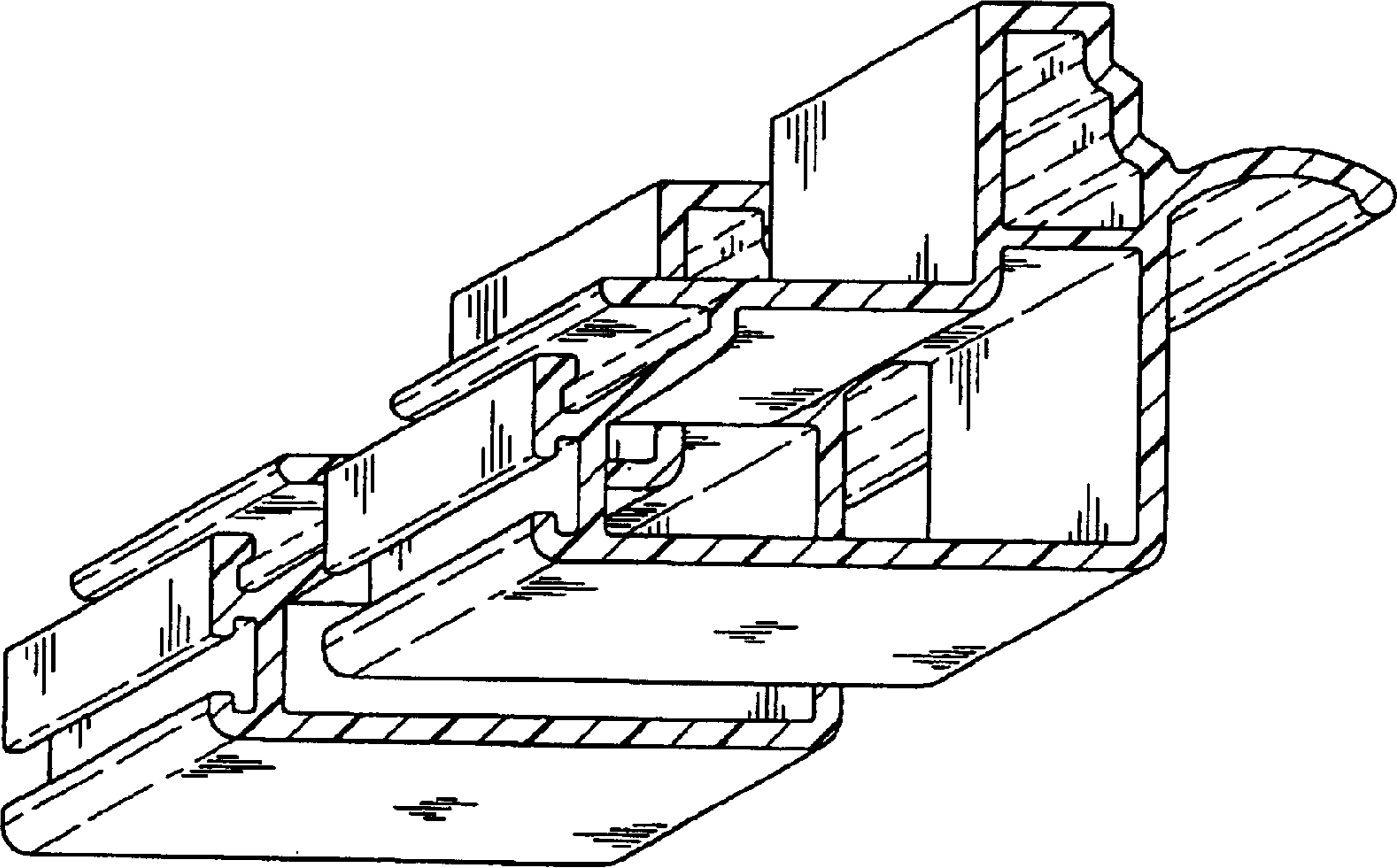
FIG. 2 is a bottom left perspective view of the window component extrusion shown in FIG. 1.

**1 Claim, 1 Drawing Sheet**





*FIG. 1*



*FIG. 2*