

US00D495422S1

(12) **United States Design Patent**  
**Chen**

(10) **Patent No.:** **US D495,422 S**

(45) **Date of Patent:** **\*\* Aug. 31, 2004**

(54) **MESSAGE ROD**

D360,470 S \* 7/1995 Ivy ..... D24/211  
D376,853 S \* 12/1996 Hsia ..... D24/214  
5,766,210 A \* 6/1998 Komoroczy et al. .... 601/135

(76) **Inventor:** **Po-Cheng Chen**, 2F-20, No. 6,  
Sung-Lin Rd., Hsin-Tien City, Taipei  
Hsien (TW)

\* cited by examiner

(\*\*) **Term:** **14 Years**

*Primary Examiner*—Stella Reid  
(74) *Attorney, Agent, or Firm*—Marger Johnson &  
McCollom, PC

(21) **Appl. No.:** **29/188,179**

(57) **CLAIM**

(22) **Filed:** **Aug. 12, 2003**

The ornamental design for a massage rod, as shown and  
described.

(51) **LOC (7) Cl.** ..... **28-03**

(52) **U.S. Cl.** ..... **D24/211; D24/214**

(58) **Field of Search** ..... D24/200, 211,  
D24/214; 601/118, 119, 120, 121, 125,  
134, 135, 136, 137

**DESCRIPTION**

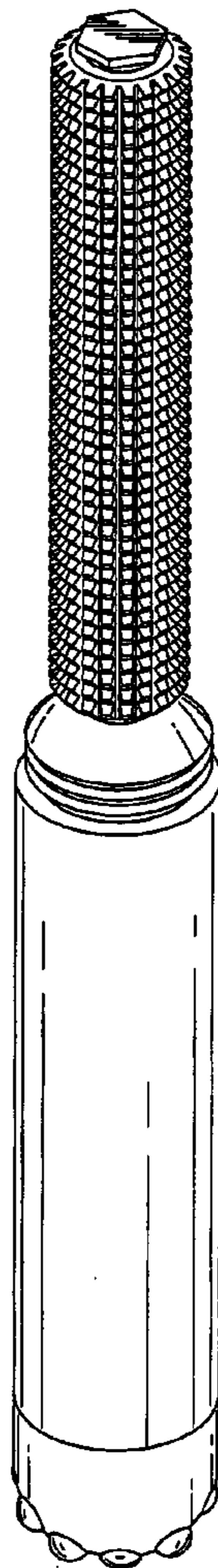
(56) **References Cited**

**U.S. PATENT DOCUMENTS**

4,067,324 A \* 1/1978 Greenawalt ..... 601/120  
D249,551 S \* 9/1978 Greenawalt ..... D24/211  
D256,841 S \* 9/1980 Corbett et al. .... D24/211  
D347,898 S \* 6/1994 Belcher ..... D24/211

FIG. 1 is a perspective view of a massage rod showing my  
new design;  
FIG. 2 is a front elevational view thereof;  
FIG. 3 is a rear elevational view thereof;  
FIG. 4 is a left side elevational view thereof;  
FIG. 5 is a right side elevational view thereof;  
FIG. 6 is a top plan view thereof; and,  
FIG. 7 is a bottom plan view thereof.

**1 Claim, 4 Drawing Sheets**



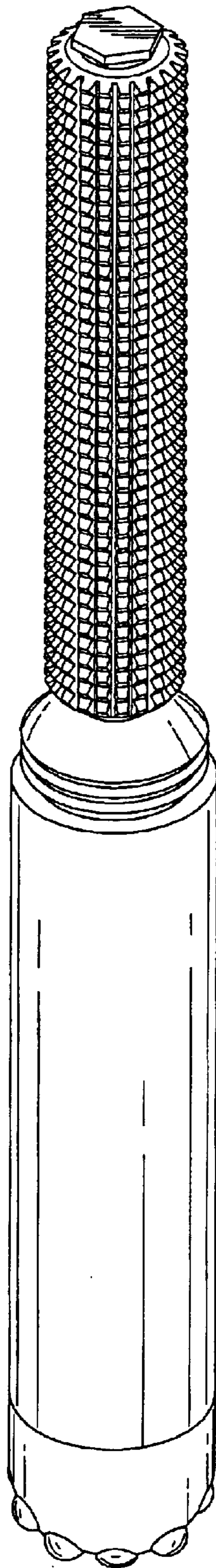


FIG. 1




FIG. 2




FIG. 3




FIG. 4




FIG. 5




FIG. 6

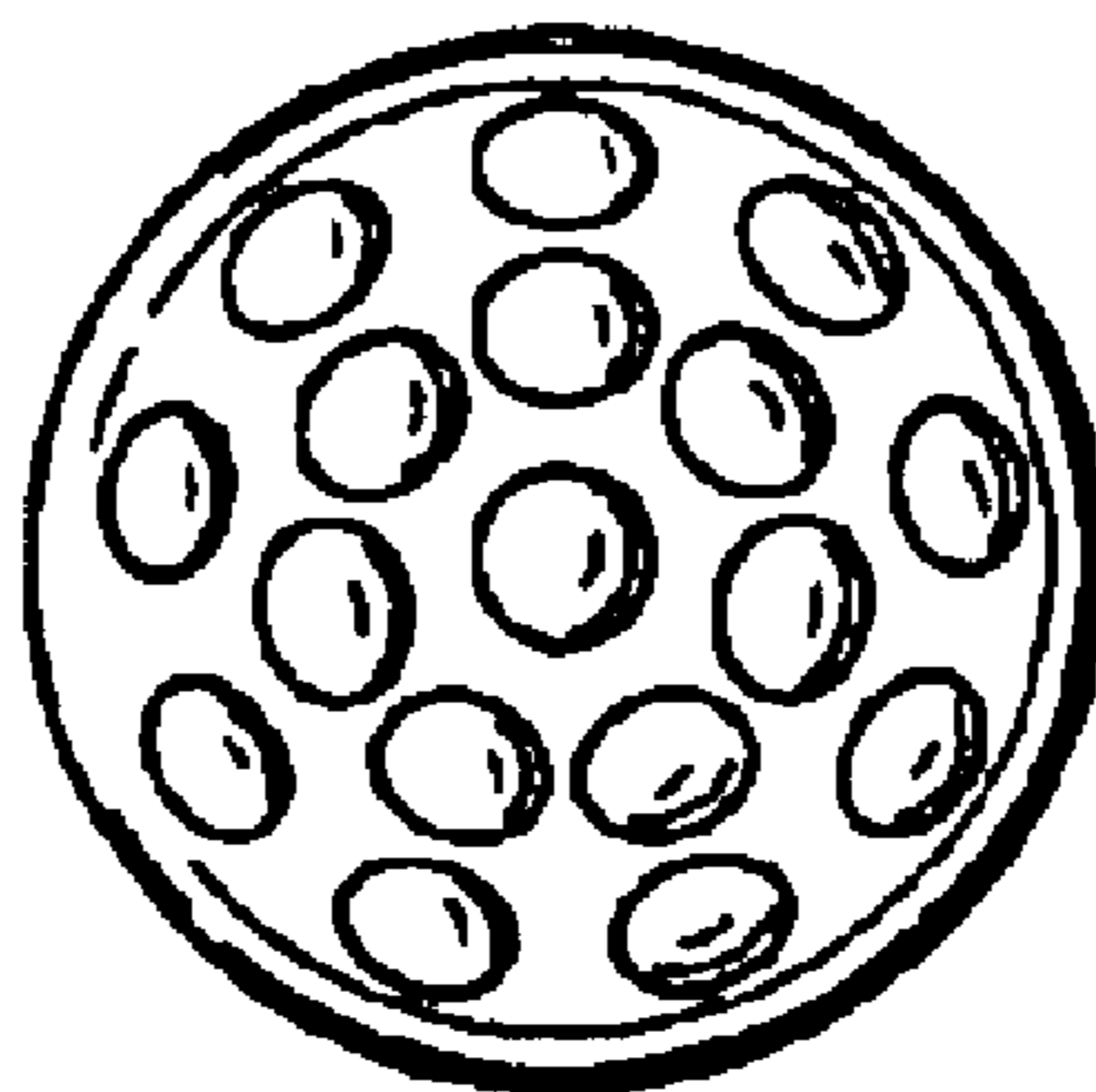


FIG. 7