



US00D495410S1

(12) **United States Design Patent**
Harbutt et al.

(10) **Patent No.: US D495,410 S**

(45) **Date of Patent: ** Aug. 31, 2004**

(54) **AIR FRESHENER DEVICE**

D441,441 S * 5/2001 Upson D23/366
D487,308 S * 3/2004 Engerant D23/366

(75) Inventors: **Richard Paul Harbutt**, Surrey (GB);
Kevin Joseph Greene, Surrey (GB);
Thomas Edward Herman, London
(GB)

* cited by examiner

(73) Assignee: **Reckitt Beckkiser (UK) Limited**,
Berkshire (GB)

Primary Examiner—Lisa Lichtenstein
(74) *Attorney, Agent, or Firm*—Norris McLaughlin &
Marcus PA

(**) Term: **14 Years**

(57) **CLAIM**

(21) Appl. No.: **29/177,698**

The ornamental design for an air freshener device, as shown
and described.

(22) Filed: **Mar. 14, 2003**

DESCRIPTION

(30) **Foreign Application Priority Data**

Sep. 16, 2002 (GB) 3007051

(51) **LOC (7) Cl.** **23-04**

(52) **U.S. Cl.** **D23/366**

(58) **Field of Search** D23/366-369;
261/DIG. 65; 239/53-60, 34; 422/122,
305

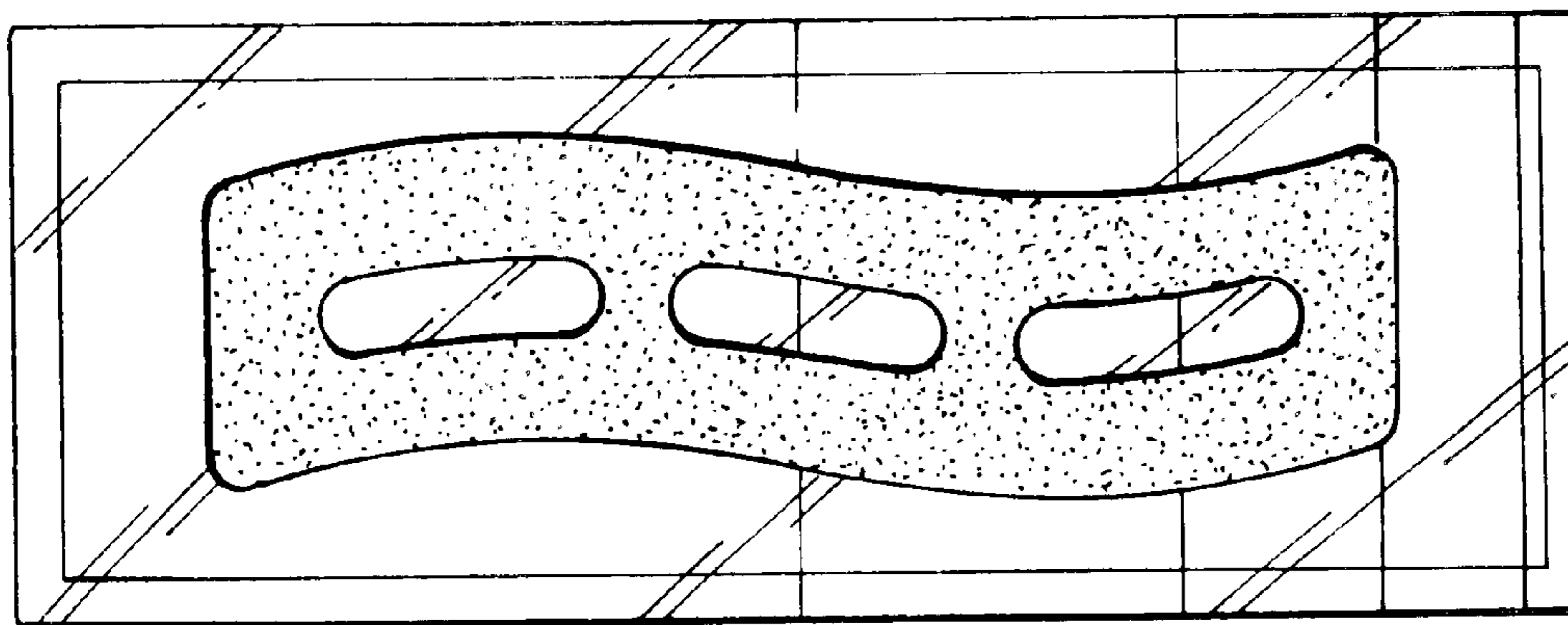
FIG. 1 is a plan view of a face of the air freshener device.
FIG. 2 is a plan view of a face of the air freshener device.
FIG. 3 is a plan view of a side of the air freshener device.
FIG. 4 is plan view of a side of the air freshener device.
FIG. 5 is plan view of an end of the air freshener device; and,
FIG. 6 is plan view of an end of the air freshener device.

(56) **References Cited**

U.S. PATENT DOCUMENTS

D431,075 S * 9/2000 Barraclough D23/366

1 Claim, 1 Drawing Sheet



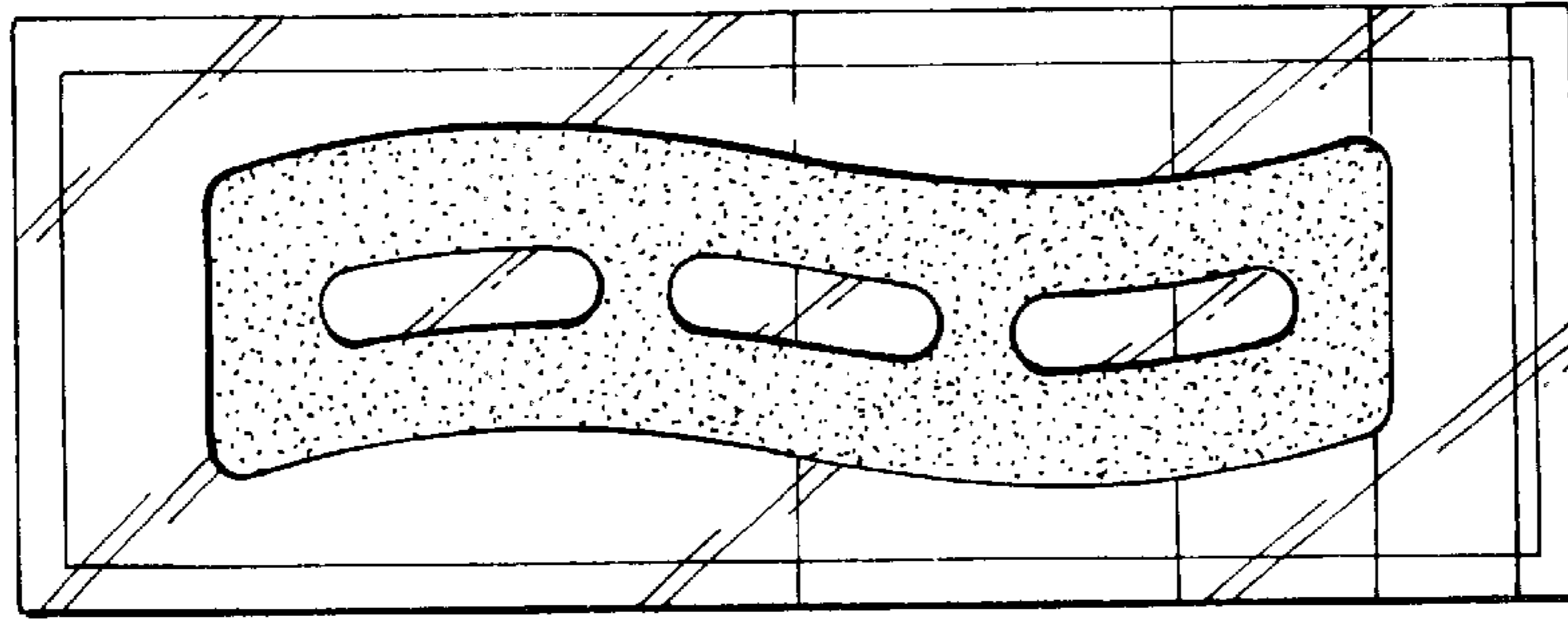


Fig.1.

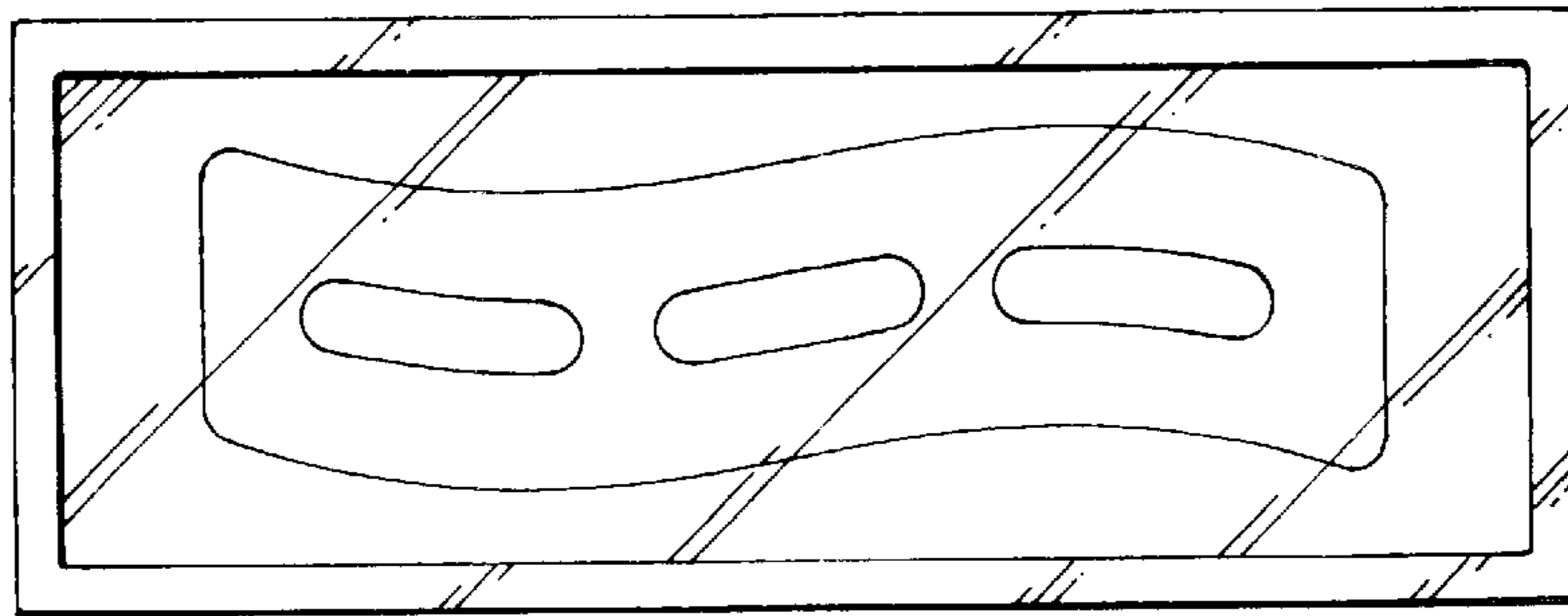


Fig.2.



Fig.3.




Fig.4.

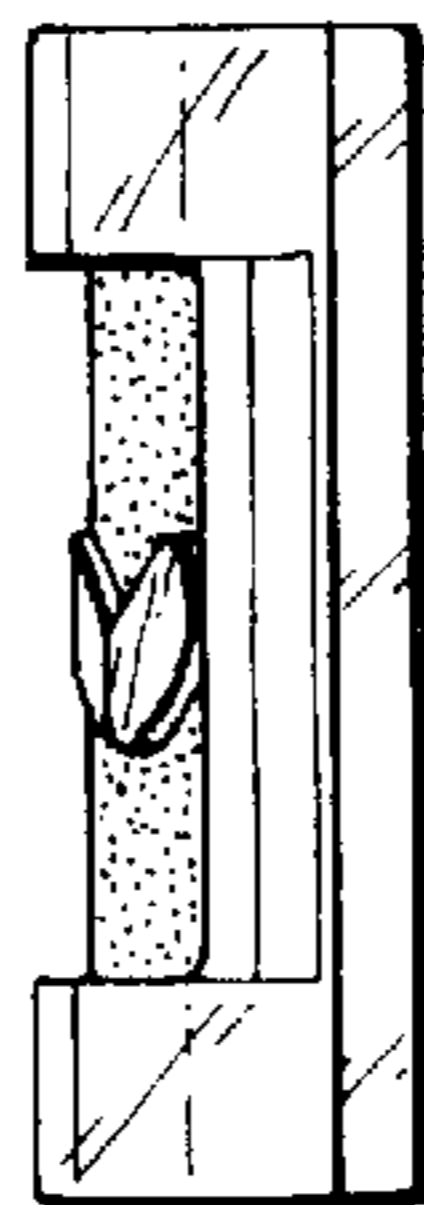


Fig.5.

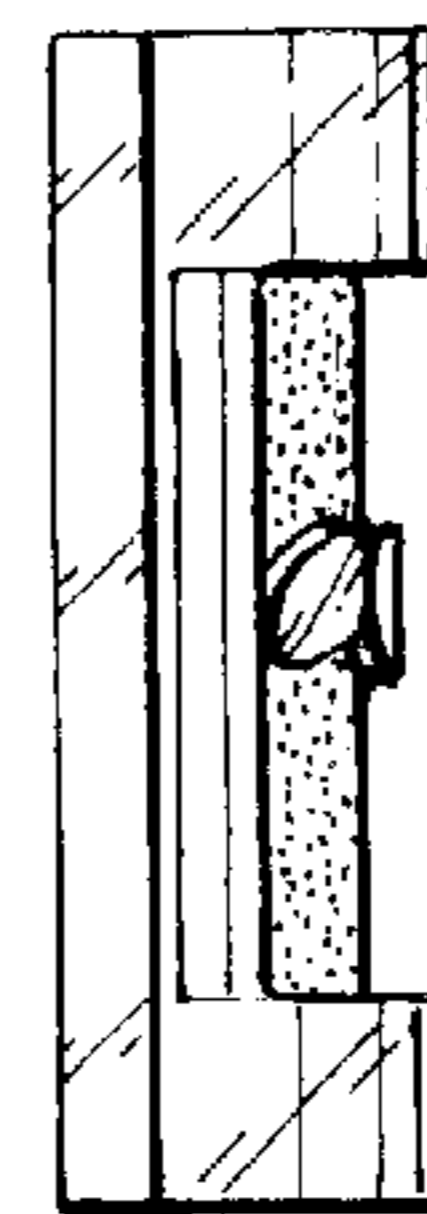


Fig.6.