

US00D495391S1

(12) **United States Design Patent**  
**Woo**

(10) **Patent No.:** **US D495,391 S**

(45) **Date of Patent:** **\*\* Aug. 31, 2004**

(54) **FLOATING BOARD**

(76) **Inventor:** **Wallace Woo**, 1590 Milliken Ave., Unit #E., Ontario, CA (US) 91761

(\*\*) **Term:** **14 Years**

(21) **Appl. No.:** **29/196,443**

(22) **Filed:** **Dec. 31, 2003**

(51) **LOC (7) Cl.** ..... **21-02**

(52) **U.S. Cl.** ..... **D21/803; D21/769**

(58) **Field of Search** ..... D21/769, 770,  
D21/803, 760; 441/74, 75, 55, 56, 65, 66,  
129, 79; 472/128, 129

(56) **References Cited**

**U.S. PATENT DOCUMENTS**

D183,016 S	*	6/1958	O'Herron	.....	D21/769
D194,646 S	*	2/1963	Del Mar	.....	D21/769
D195,384 S	*	6/1963	Del Mar	.....	D21/769
4,439,168 A	*	3/1984	Orain	.....	464/69
4,878,980 A	*	11/1989	Stedman	.....	156/299

D389,546 S	*	1/1998	Stewart	.....	D21/769
5,833,505 A	*	11/1998	Huang	.....	441/129
D461,516 S	*	8/2002	Chen	.....	D21/770
D466,175 S	*	11/2002	Katz et al.	.....	D21/803

\* cited by examiner

*Primary Examiner*—Lucy Lieberman

(74) *Attorney, Agent, or Firm*—Troxell Law Office PLLC

(57) **CLAIM**

The ornamental design for a floating board, as shown and described.

**DESCRIPTION**

FIG. 1 is a front elevational view of floating board showing my design;

FIG. 2 is a left side view thereof;

FIG. 3 is a top elevational view thereof;

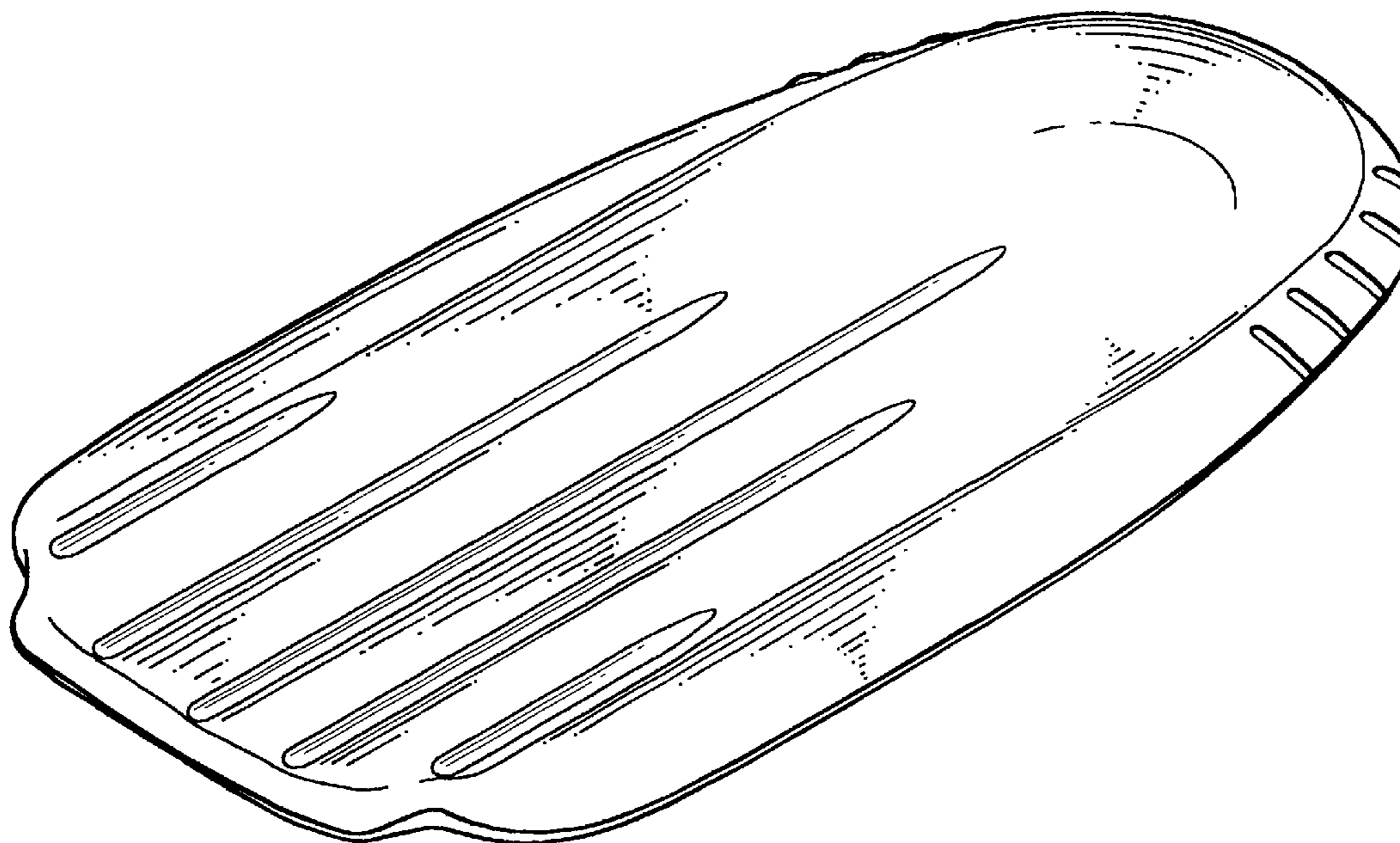
FIG. 4 is a rear elevational view thereof;

FIG. 5 is a right side view thereof;

FIG. 6 is a bottom elevational view thereof; and,

FIG. 7 is a perspective view thereof.

**1 Claim, 3 Drawing Sheets**






FIG. 3

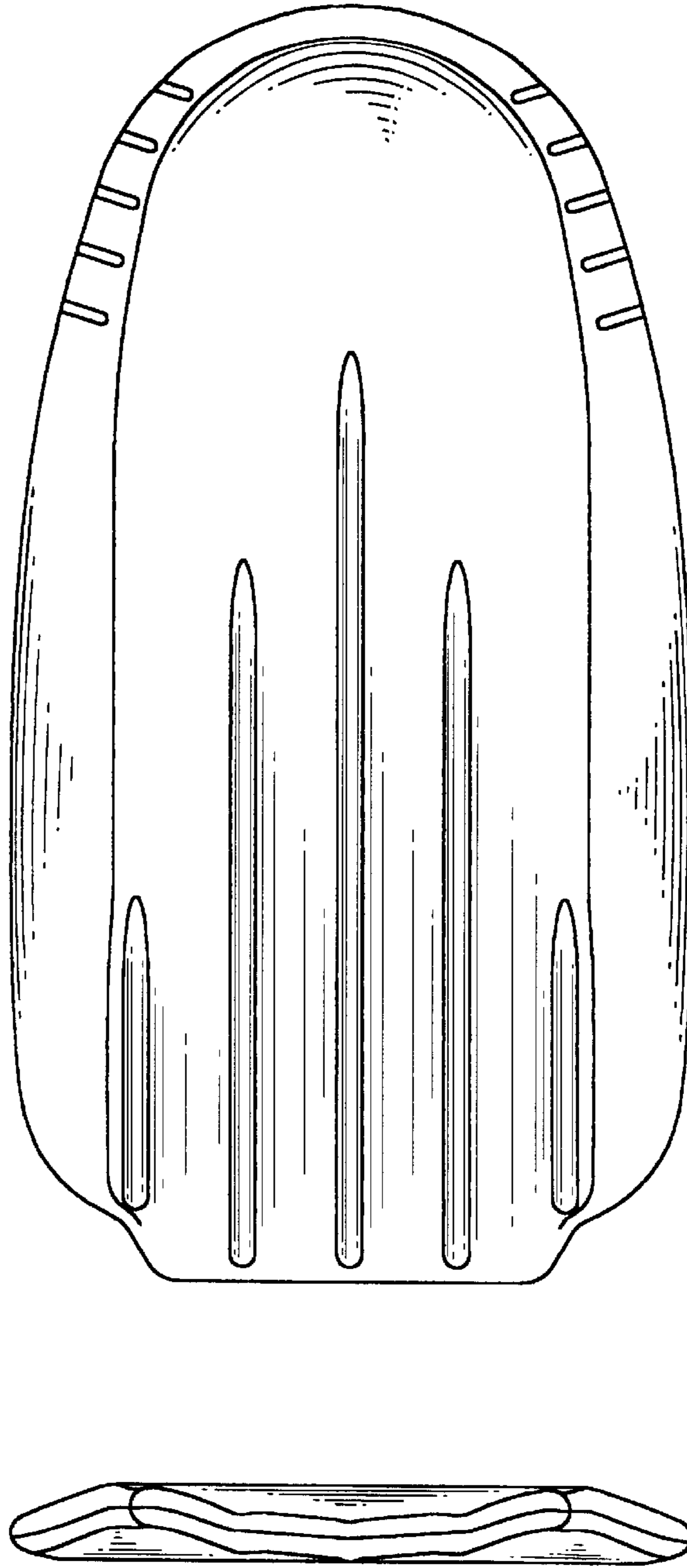


FIG. 1

FIG. 2

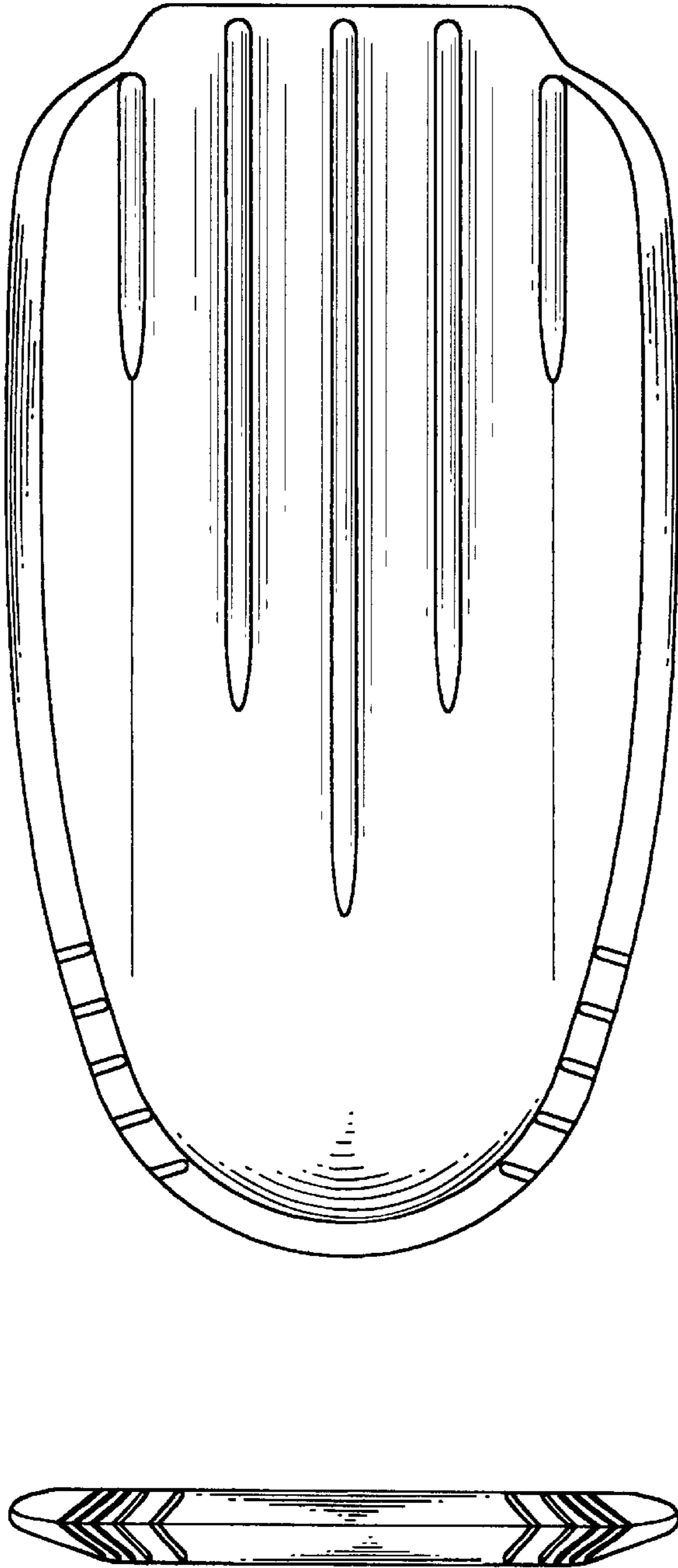


FIG. 5

FIG. 4



FIG. 6



FIG. 7