



US00D495363S1

(12) **United States Design Patent**
Qiu

(10) **Patent No.:** **US D495,363 S**

(45) **Date of Patent:** **** Aug. 31, 2004**

(54) **PEN**
(75) **Inventor:** **Zhiming Qiu**, Ningbo (CN)
(73) **Assignee:** **Ningbo Beifa Group Co., Ltd.**, Ningbo (CN)

D355,440 S * 2/1995 Lin D19/51
D366,498 S * 1/1996 Abe et al. D19/50 X
D374,893 S * 10/1996 Yazawa D19/51
D451,545 S * 12/2001 Tsuchikura D19/36
D458,636 S * 6/2002 Shimizu D19/48

* cited by examiner

(**) **Term:** **14 Years**

Primary Examiner—Martie K. Holtje

(21) **Appl. No.:** **29/188,879**

(74) *Attorney, Agent, or Firm*—Cristensen O'Connor Johnson Kindness PLLC

(22) **Filed:** **Aug. 26, 2003**

(57) **CLAIM**

(30) **Foreign Application Priority Data**

The ornamental design for a pen, as shown and described.

Apr. 9, 2003 (CN) 03 3 08818

DESCRIPTION

(51) **LOC (7) Cl.** **19-06**
(52) **U.S. Cl.** **D19/51; D19/56**
(58) **Field of Search** D19/35, 36, 41-51,
D19/53-58, 81-85; 401/17-20, 29-34,
99, 100, 101-106, 107-110, 111-117, 209,
6, 7, 88

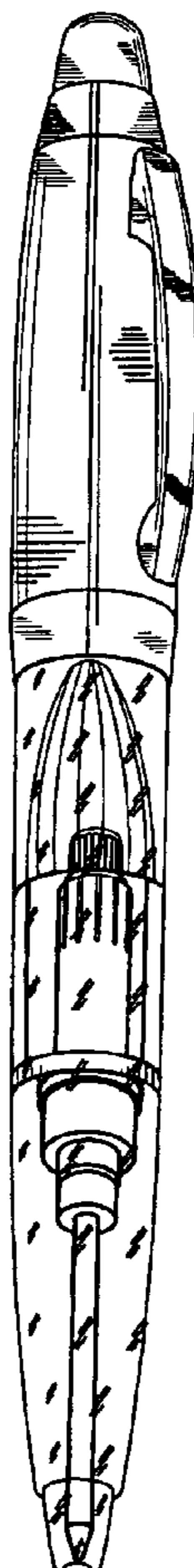
FIG. 1 is an upper right perspective view of a pen showing my new design, with pen tip extended;
FIG. 2 is a lower left perspective view of the pen shown in FIG. 1, with pen tip retracted;
FIG. 3 is a rear elevation view thereof;
FIG. 4 is a bottom plan view thereof;
FIG. 5 is a right elevation view thereof;
FIG. 6 is a front elevation view thereof;
FIG. 7 is a top plan view thereof; and,
FIG. 8 is a left elevation view thereof.

(56) **References Cited**

U.S. PATENT DOCUMENTS

D151,233 S * 10/1948 Goessling D19/36
D153,290 S * 4/1949 Jensen D19/51
D162,805 S * 4/1951 Ferber D19/43

1 Claim, 3 Drawing Sheets



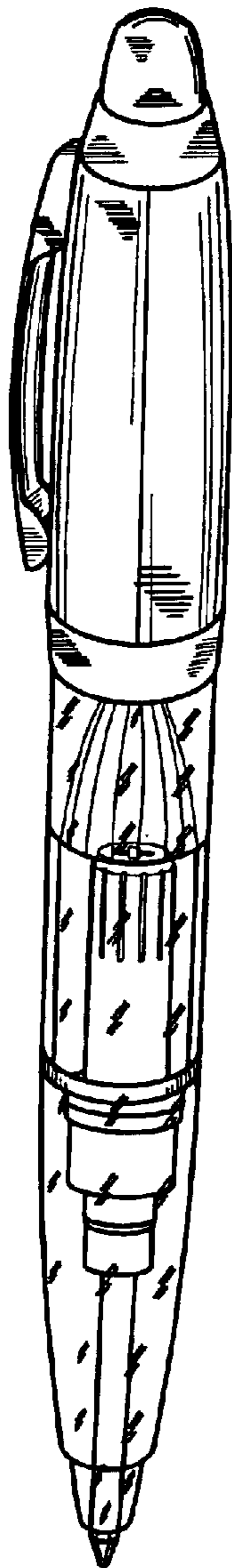


Fig. 1.

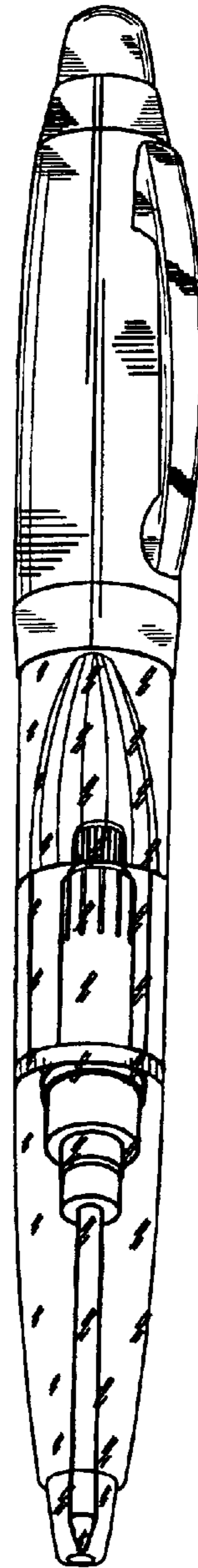


Fig. 2.

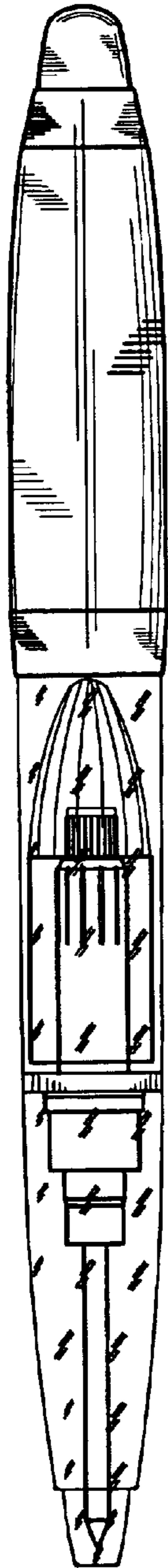


Fig. 3.

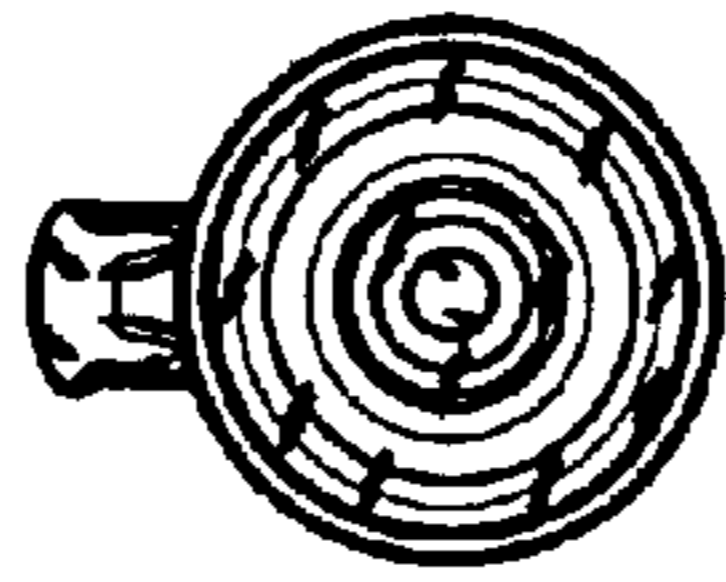


Fig. 4.




Fig. 5.

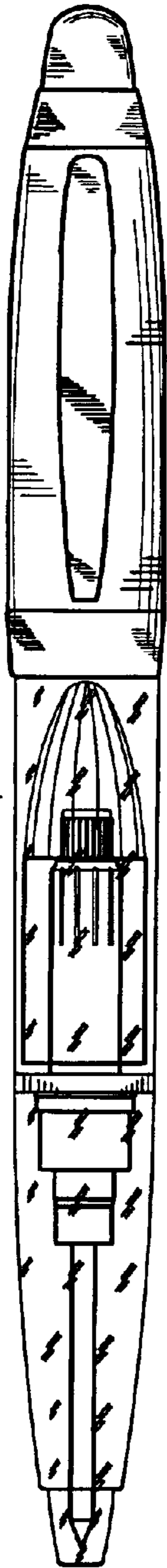


Fig. 6.

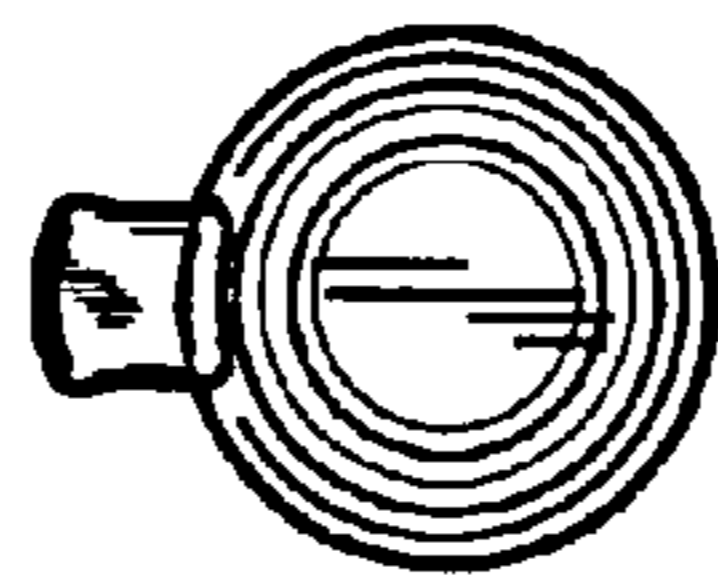


Fig. 7.

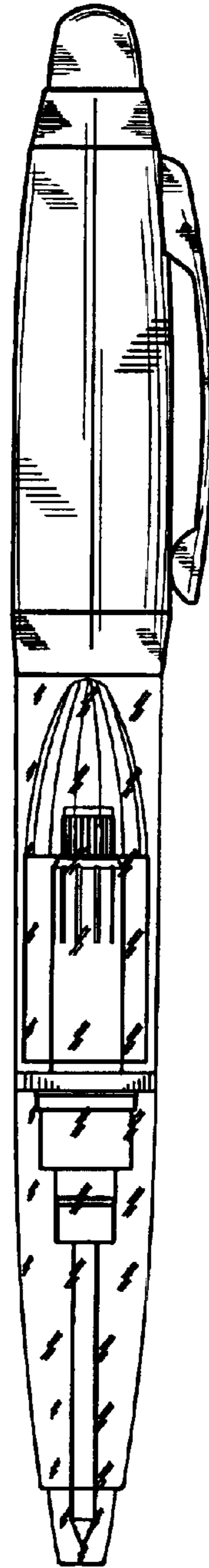


Fig. 8.