

US00D495340S1

(12) **United States Design Patent**  
**Toyoshima et al.**

(10) **Patent No.: US D495,340 S**

(45) **Date of Patent: \*\* Aug. 31, 2004**

(54) **ICONS FOR DISPLAY SECTION OF COMMUNICATION DEVICE**

(75) Inventors: **Fumiyoshi Toyoshima, Moriya (JP); Yasutaka Kondoh, Narareyama (JP)**

(73) Assignee: **NEC Infrontia Corporation, Kawasaki (JP)**

(\*\*) Term: **14 Years**

(21) Appl. No.: **29/182,466**

(22) Filed: **May 28, 2003**

(51) **LOC (7) Cl. .... 14-02**

(52) **U.S. Cl. .... D14/488**

(58) **Field of Search ..... D14/24-33; D18/24-33; D19/6; D20/11; D21/324-33; 345/700-26, 764-866**

(56) **References Cited**

**U.S. PATENT DOCUMENTS**

D341,848 S \* 11/1993 Bigelow et al. .... D18/27

D387,045 S \* 12/1997 Yamamoto et al. .... D14/491  
D388,072 S \* 12/1997 Sawada ..... D14/492  
D389,135 S \* 1/1998 Yamamoto et al. .... D14/493  
D467,937 S \* 12/2002 Grundel et al. .... D14/488  
D471,225 S \* 3/2003 Gray ..... D18/27  
D482,042 S \* 11/2003 Peters ..... D14/492

\* cited by examiner

*Primary Examiner*—M. H. Tung

(74) *Attorney, Agent, or Firm*—Frishauf, Holtz, Goodman & Chick, P.C.

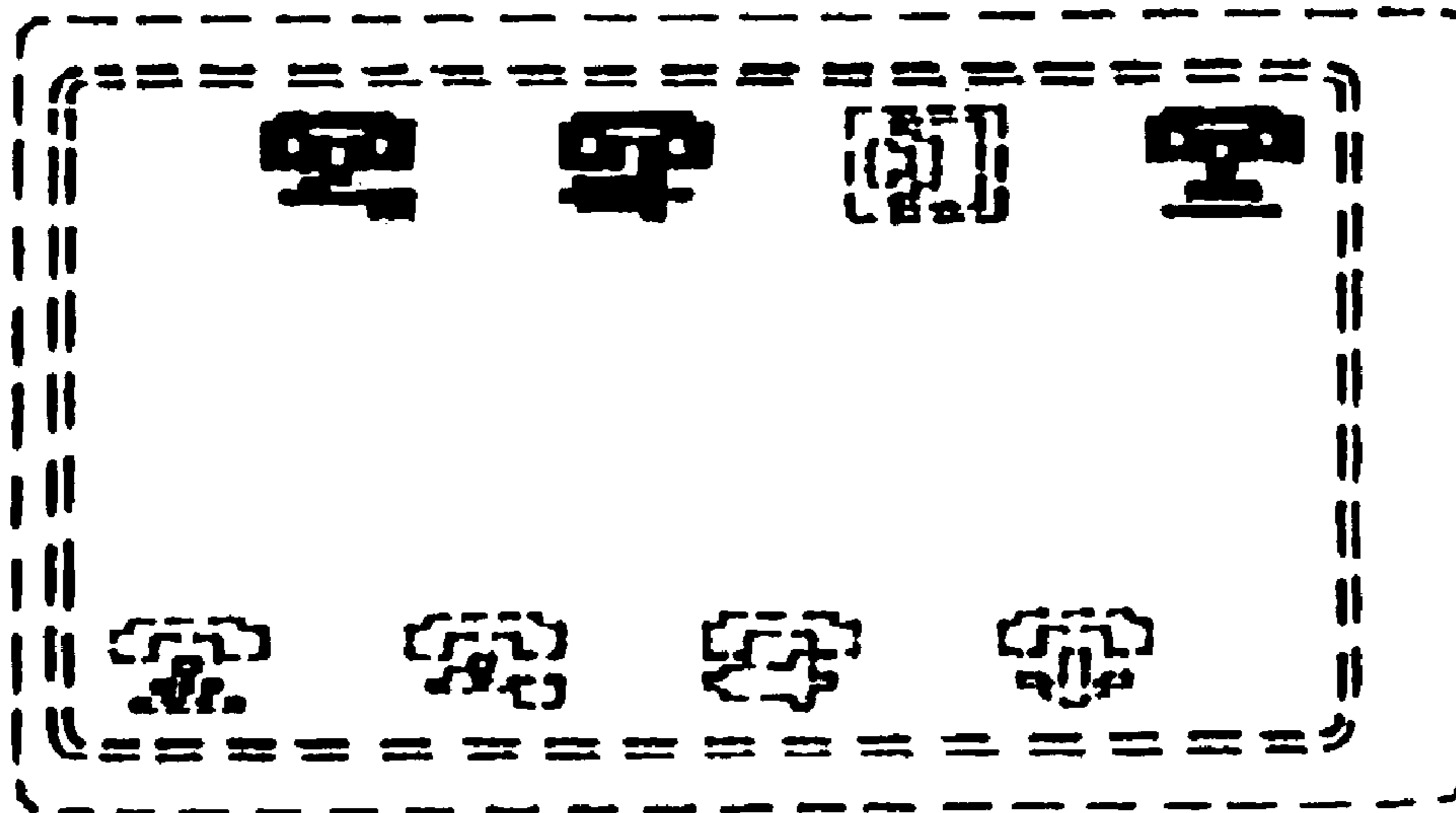
(57) **CLAIM**

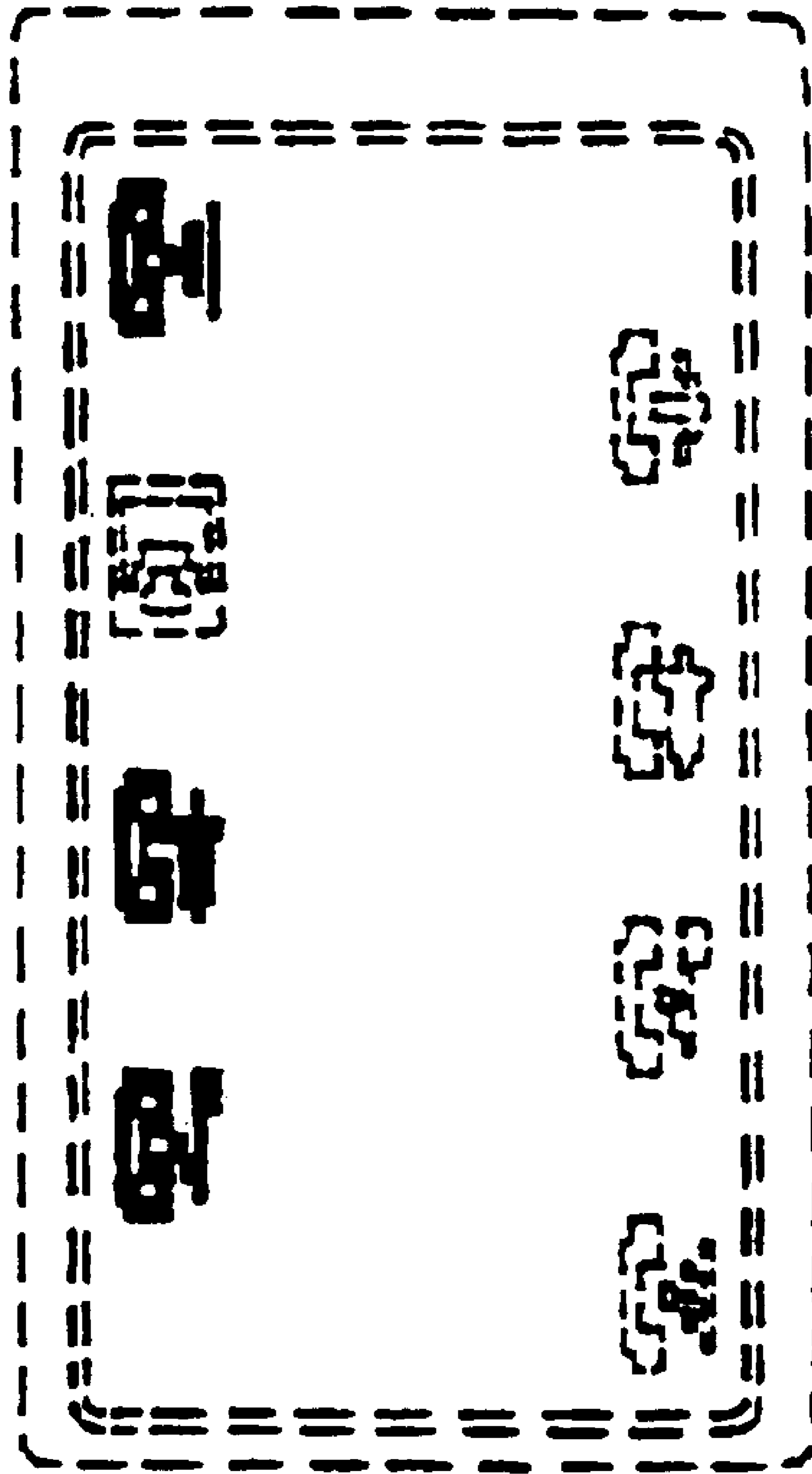
The ornamental design for icons for display section of communication device, as shown and described.

**DESCRIPTION**

The single FIGURE is a front view of a set of icons for a display section of a communication device showing our new design, the broken line drawing of a communication device is for illustrative purposes only and forms no part of the claimed design.

**1 Claim, 1 Drawing Sheet**





UNITED STATES PATENT AND TRADEMARK OFFICE  
**CERTIFICATE OF CORRECTION**

PATENT NO. : Des. 495,340 S  
DATED : August 31, 2004  
INVENTOR(S) : Fumiyoshi Toyoshima et al.

Page 1 of 3

It is certified that error appears in the above-identified patent and that said Letters Patent is hereby corrected as shown below:

The title page showing illustrative figure, should be deleted and substitute therefor the attached title page.

Delete Fig 1 Drawing sheet and substitute therefor the Drawing sheet consisting of Fig 1 as shown on attached page.

Title page,

Item [54], Title, insert -- **SET OF** -- before "ICONS".

Signed and Sealed this

Twenty-third Day of August, 2005

A handwritten signature in black ink on a dotted background. The signature reads "Jon W. Dudas" in a cursive style.

JON W. DUDAS

*Director of the United States Patent and Trademark Office*

(12) **United States Design Patent** (10) Patent No.: **US D495,340 S**  
Toyoshima et al. (45) Date of Patent: **\*\* Aug. 31, 2004**

(54) **ICONS FOR DISPLAY SECTION OF COMMUNICATION DEVICE**

(75) Inventors: **Fumiyoshi Toyoshima, Moriya (JP); Yasutaka Kondoh, Narareyama (JP)**

(73) Assignee: **NEC Infrontia Corporation, Kawasaki (JP)**

(\*\*) Term: **14 Years**

(21) Appl. No.: **29/182,466**

(22) Filed: **May 28, 2003**

(51) LOC (7) Cl. .... **14-02**

(52) U.S. Cl. .... **D14/488**

(58) Field of Search ..... **D14/24-33; D18/24-33; D19/6; D20/11; D21/324-33; 345/700-26, 764-866**

(56) **References Cited**

**U.S. PATENT DOCUMENTS**

D341,848 S \* 11/1993 Bigelow et al. .... D18/27

D387,045 S \* 12/1997 Yamamoto et al. .... D14/491  
D388,072 S \* 12/1997 Sawada ..... D14/492  
D389,135 S \* 1/1998 Yamamoto et al. .... D14/493  
D467,937 S \* 12/2002 Grundel et al. .... D14/488  
D471,225 S \* 3/2003 Gray ..... D18/27  
D482,042 S \* 11/2003 Peters ..... D14/492

\* cited by examiner

*Primary Examiner*—M. H. Tung

(74) *Attorney, Agent, or Firm*—Frishauf, Holtz, Goodman & Chick, P.C.


(57) **CLAIM**

The ornamental design for icons for display section of communication device, as shown and described.

**DESCRIPTION**

The single FIGURE is a front view of a set of icons for a display section of a communication device showing our new design, the broken line drawing of a communication device is for illustrative purposes only and forms no part of the claimed design.

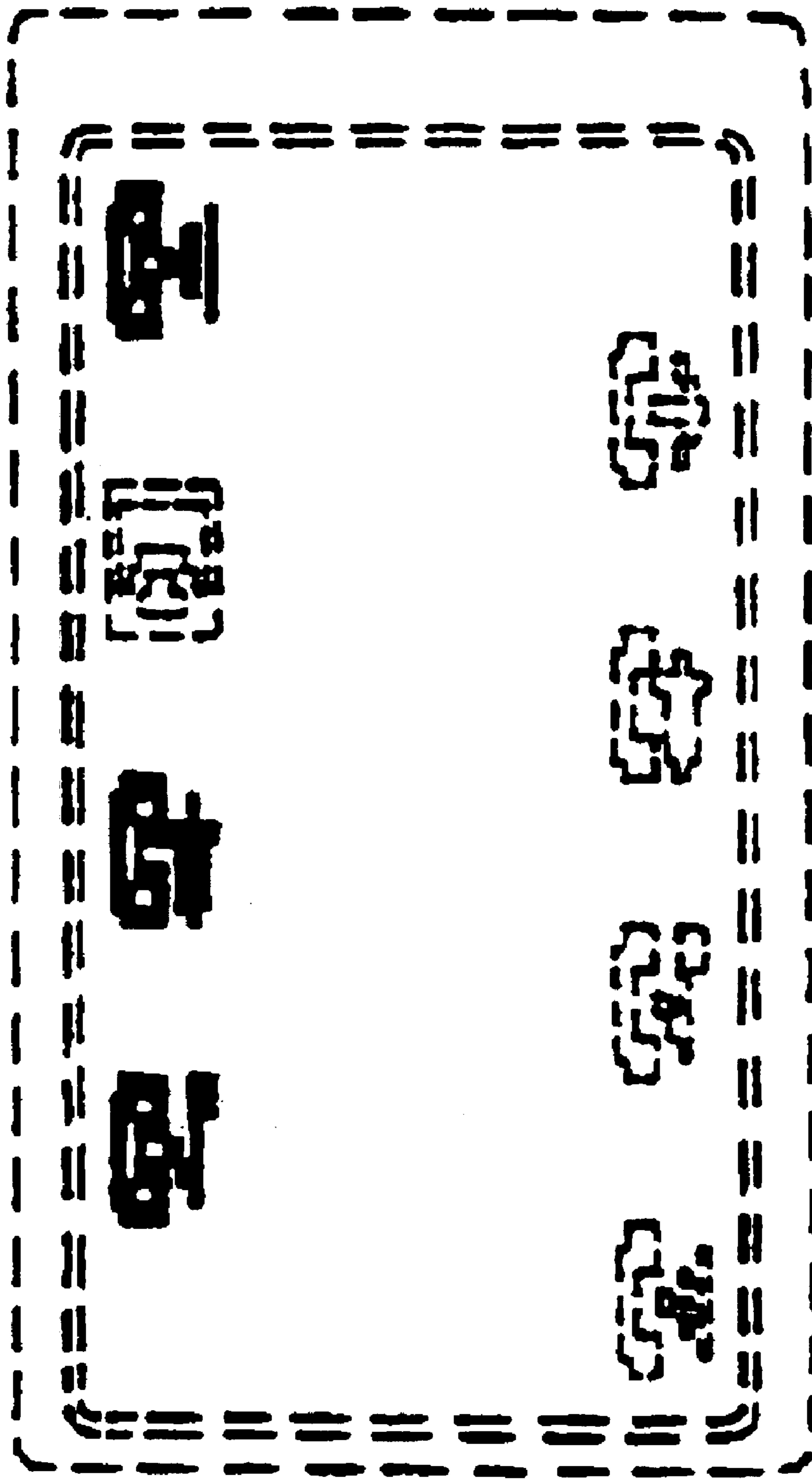
**1 Claim, 1 Drawing Sheet**



U.S. Patent

Aug. 31, 2004

D495,340 S



UNITED STATES PATENT AND TRADEMARK OFFICE  
**CERTIFICATE OF CORRECTION**

PATENT NO. : D495,340 S  
APPLICATION NO. : 29/182466  
DATED : August 31, 2004  
INVENTOR(S) : Fumiyoshi Toyoshima et al.

Page 1 of 3

It is certified that error appears in the above-identified patent and that said Letters Patent is hereby corrected as shown below:

Title page.

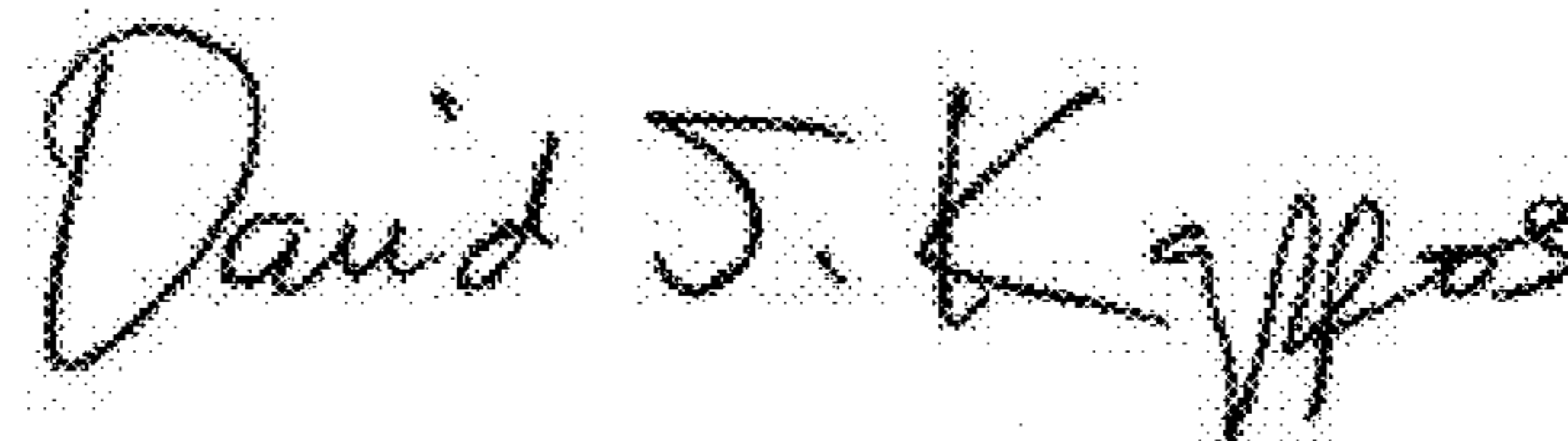
Item [54], Title, insert -- **SET OF** -- before **“ICONS”**.

The title page showing illustrative figure, should be deleted and substitute therefor the attached title page.

Delete Fig 1 Drawing sheet and substitute therefor the Drawing sheet consisting of Fig 1 as shown on attached page.

This certificate supersedes the Certificate of Correction issued August 23, 2005.

Signed and Sealed this  
Third Day of May, 2011

A handwritten signature in black ink that reads "David J. Kappos". The signature is written in a cursive, slightly slanted style.

David J. Kappos  
*Director of the United States Patent and Trademark Office*

(12) **United States Design Patent** (10) Patent No.: **US D495,340 S**  
**Toyoshima et al.** (45) Date of Patent: **\*\* Aug. 31, 2004**

(54) SET OF ICONS FOR DISPLAY SECTION OF COMMUNICATION DEVICE

(75) Inventors: **Fumiyoshi Toyoshima, Moriya (JP); Yasutaka Kondoh, Narareyama (JP)**

(73) Assignee: **NEC Infrontia Corporation, Kawasaki (JP)**

(4\*) Term: **14 Years**

(21) Appl. No.: **29/182,466**

(22) Filed: **May 28, 2003**

(51) LOC (7) Cl. .... **14-02**

(52) U.S. Cl. .... **D14/488**

(58) Field of Search ..... D14/24-33; D18/24-33; D19/6; D20/11; D21/324-33; 345/700-26, 764-866

(56) **References Cited**

**U.S. PATENT DOCUMENTS**

D341,848 S \* 11/1993 Bigelow et al. .... D18/27

D387,045 S \* 12/1997 Yamamoto et al. .... D14/491  
D388,072 S \* 12/1997 Sawada ..... D14/492  
D389,135 S \* 1/1998 Yamamoto et al. .... D14/493  
D467,937 S \* 12/2002 Grundel et al. .... D14/488  
D471,225 S \* 3/2003 Gray ..... D18/27  
D482,042 S \* 11/2003 Peters ..... D14/492

\* cited by examiner

Primary Examiner—M. H. Tung

(74) Attorney, Agent, or Firm—Trishaut, Holtz, Goodman & Chick, P.C.


(57) **CLAIM**

The ornamental design for icons for display section of communication device, as shown and described.

**DESCRIPTION**

The single FIGURE is a front view of a set of icons for a display section of a communication device showing our new design, the broken line drawing of a communication device is for illustrative purposes only and forms no part of the claimed design.

**1 Claim, 1 Drawing Sheet**



U.S. Patent

Aug. 31, 2004

D495,340 S

