

US00D495324S1

(12) **United States Design Patent** (10) **Patent No.:** **US D495,324 S**
Husgafvel (45) **Date of Patent:** **** Aug. 31, 2004**

(54) **PORTION OF A HANDSET**
(75) Inventor: **Ilkka Husgafvel**, Tampere (FI)
(73) Assignee: **Nokia Corporation**, Espoo (FI)
(**) Term: **14 Years**
(21) Appl. No.: **29/193,073**
(22) Filed: **Nov. 4, 2003**

D445,409 S 7/2001 Segers
D447,133 S * 8/2001 Arbisi et al. D14/248
D448,020 S 9/2001 Higashi et al.
D449,830 S * 10/2001 Vuolteenaho et al. D14/248
6,308,084 B1 10/2001 Lonka
D450,691 S * 11/2001 Higashi et al. D14/248
D451,079 S 11/2001 Ali
D451,503 S * 12/2001 Langford et al. D14/248
D455,741 S * 4/2002 Lee D14/248

(List continued on next page.)

Related U.S. Application Data

(62) Division of application No. 29/160,373, filed on May 10, 2002, now Pat. No. Des. 481,692.

(30) **Foreign Application Priority Data**

Nov. 13, 2001 (FI) M 20010755

(51) **LOC (7) Cl.** **14-03**

(52) **U.S. Cl.** **D14/248**

(58) **Field of Search** D14/137, 192,
D14/138, 218, 147-148, 247-248, 144,
401, 341-347, 191; 379/433.01-433.13,
419, 434, 428.01-428.04, 420.01-420.04,
440; D10/65, 78; 455/550.1-90.3; D21/517,
329, 331; D13/168; D18/2, 7; 345/168,
169

(56) **References Cited**

U.S. PATENT DOCUMENTS

5,335,274 A 8/1994 Masuda et al.
D369,796 S 5/1996 Grewe
D406,131 S 2/1999 Osthues
D407,399 S * 3/1999 Frye et al. D14/138
D416,253 S 11/1999 Hibino
D422,595 S 4/2000 Taylor et al.
D423,493 S 4/2000 Hakoda
D424,029 S 5/2000 Collins
D427,171 S 6/2000 Frye et al.
D432,511 S 10/2000 Eckholm
D434,739 S 12/2000 Hanna et al.
D442,569 S 5/2001 Hanna et al.
D443,600 S * 6/2001 Ogawa D14/138
6,249,672 B1 6/2001 Castiel

FOREIGN PATENT DOCUMENTS

AU 144901 8/2001
JP 1086844 10/2000
JP 1088577 10/2000
JP 1105439 4/2001
JP 1120255 9/2001
JP 1123983 * 10/2001
JP 1124434 * 10/2001
WO DM/057007 9/2001
WO DM/062368 * 12/2002 14/3

Primary Examiner—Jeffrey Asch
(74) *Attorney, Agent, or Firm*—Banner & Witcoff, Ltd.

(57) **CLAIM**

The ornamental design for a portion of a handset, as shown and described.

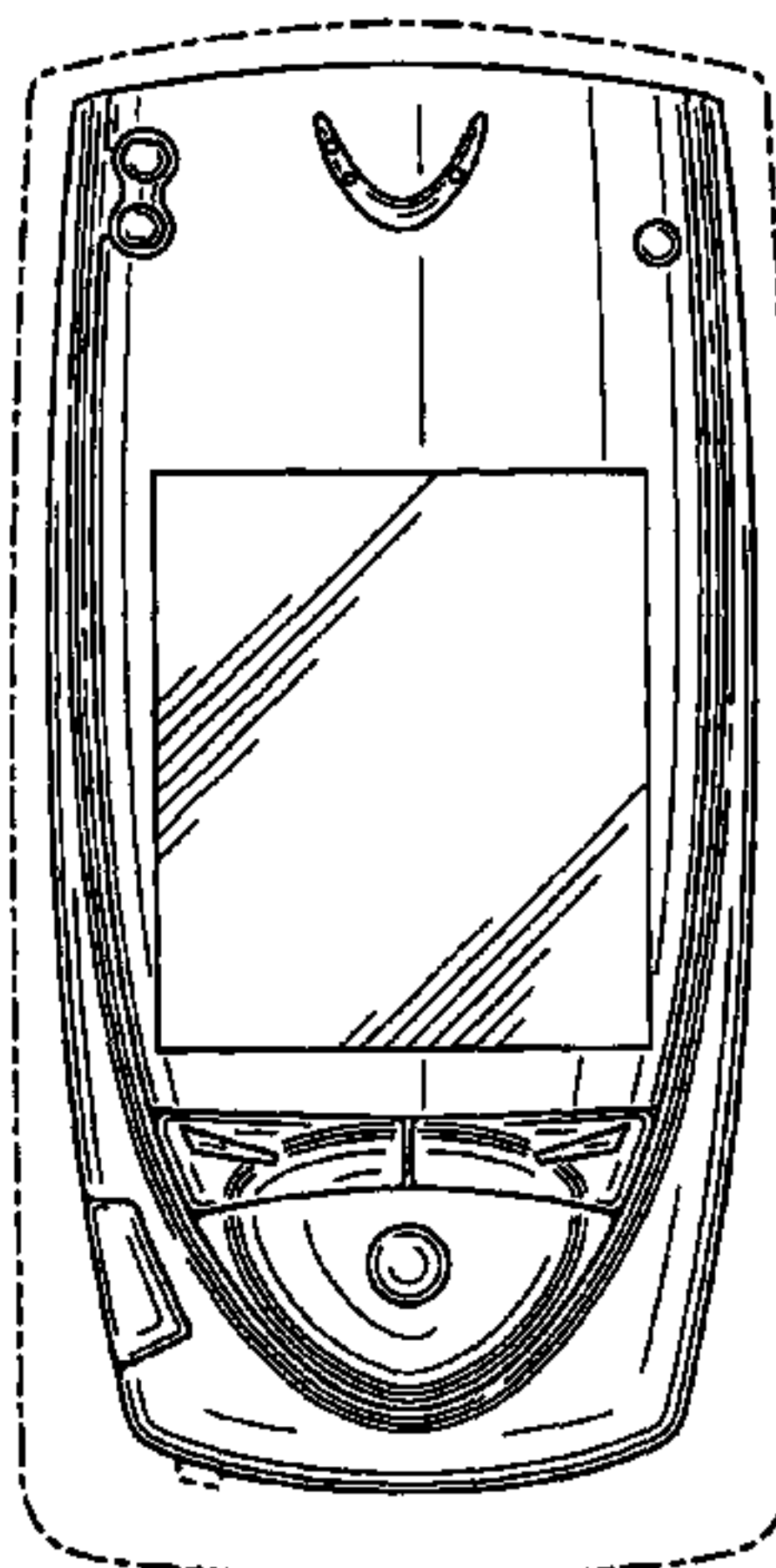
DESCRIPTION

FIG. 1 is a front view of a portion of a handset, with the handset shown in a first configuration, showing my new design;

FIG. 2 is a front view of the portion of a handset, with the handset shown in a second configuration; and,

FIG. 3 is a front perspective view of the portion of the handset, with the handset shown in the second configuration. The broken line showing of the remainder of the handset, in both the first and second configurations, is for illustrative purposes only and forms no part of the claimed design. The unshown portions of the handset form no part of the claimed design.

1 Claim, 3 Drawing Sheets



US D495,324 S

Page 2

U.S. PATENT DOCUMENTS

D456,392 S	*	4/2002	Salmi et al.	D14/248	D475,033 S	*	5/2003	Lehtonen	D14/138
D457,883 S		5/2002	Sugioka et al.		D477,313 S	*	7/2003	Pottie et al.	D14/248
D458,922 S	*	6/2002	Vuolteenaho	D14/248	D477,314 S	*	7/2003	Salmi	D14/248
D459,327 S		6/2002	Ali		D479,215 S	*	9/2003	Yokoyama	D14/138
D460,448 S		7/2002	Matsumoto		D481,692 S	*	11/2003	Husgafvel	D14/138
D461,185 S		8/2002	Ando		D483,022 S	*	12/2003	Lehtonen	D14/138
D465,219 S		11/2002	Tamaki et al.		D483,032 S	*	12/2003	Bertrand et al.	D14/248
D466,096 S		11/2002	Takada		D487,886 S	*	3/2004	Ho-Cheun et al.	D14/138
D467,912 S	*	12/2002	Lai et al.	D14/248	6,718,188 B1	*	4/2004	Ohira et al.	455/575.1
D469,367 S		1/2003	Mirabelli et al.		2003/0064688 A1	*	4/2003	Mizuta et al.	455/90.2
D472,895 S	*	4/2003	Ribeiro et al.	D14/248	2003/0073467 A1	*	4/2003	Tanaka et al.	455/567
D474,463 S	*	5/2003	Lee et al.	D14/248					

* cited by examiner

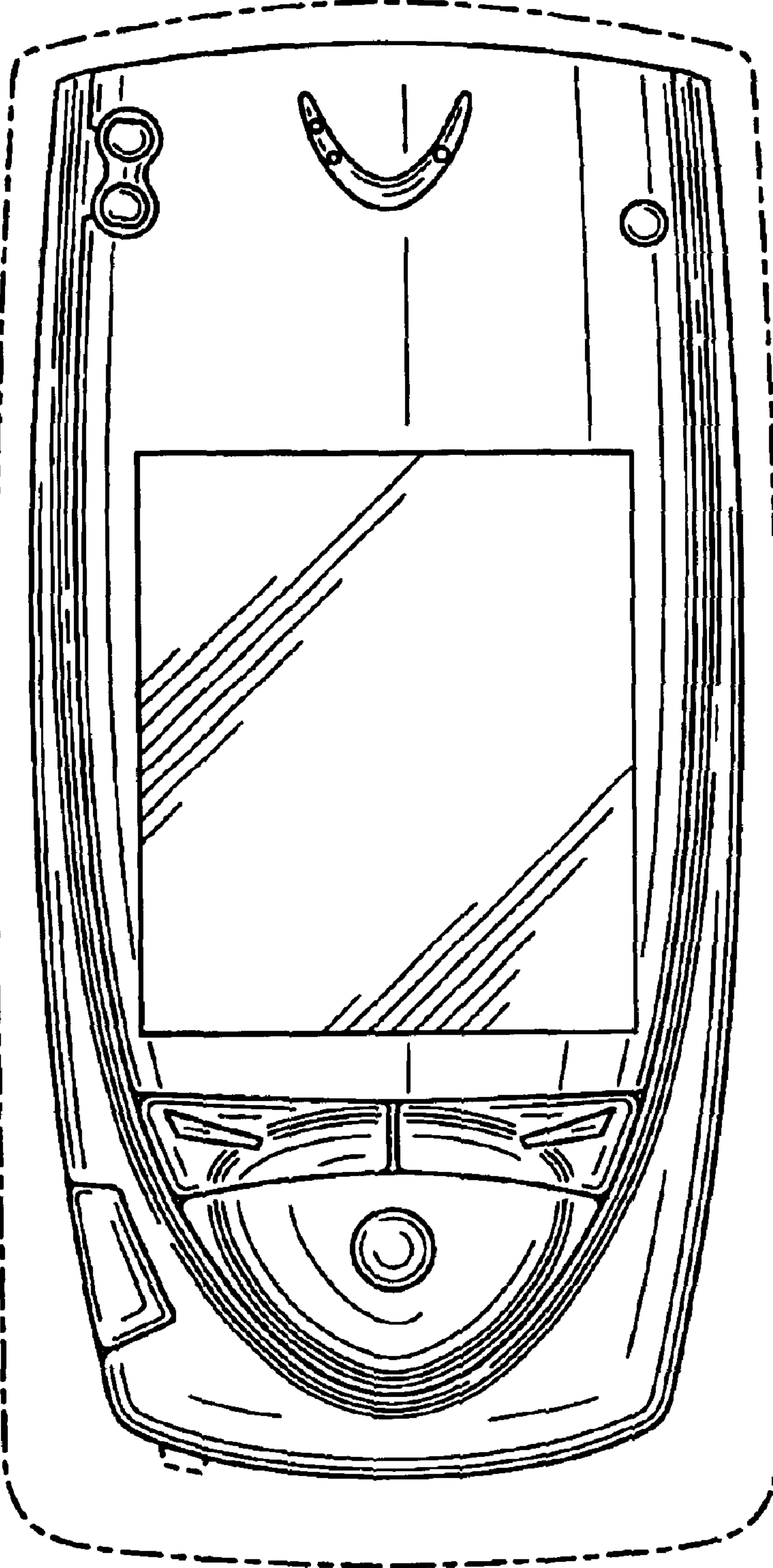


FIG. 1

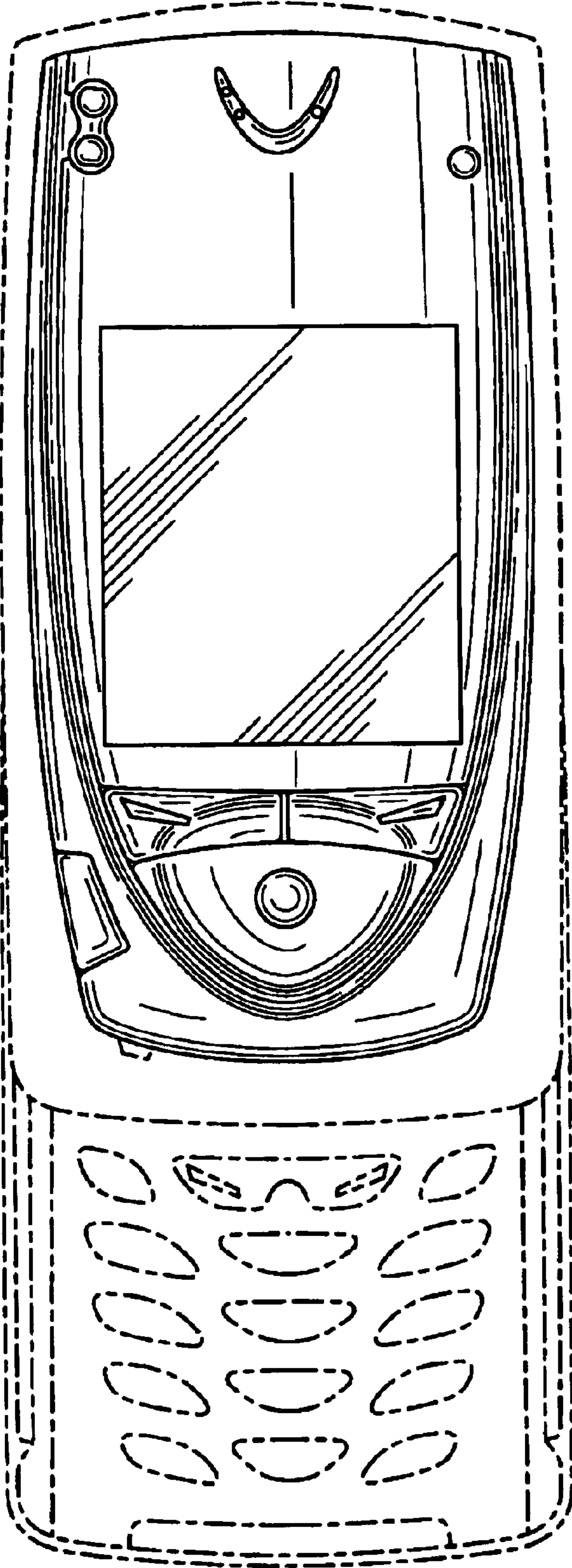


FIG. 2

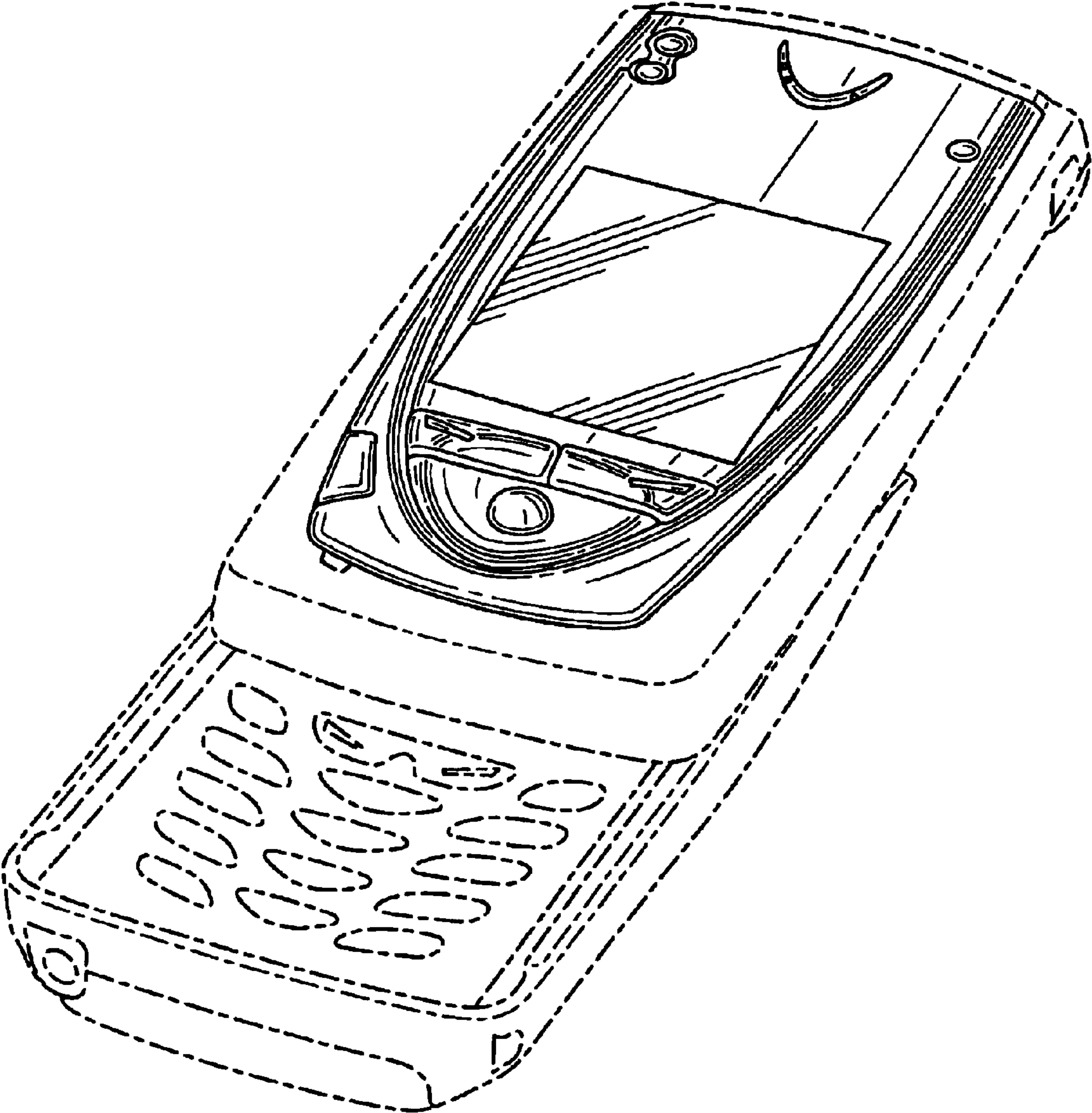


FIG. 3