

US00D495319S1

(12) **United States Design Patent**
Lee

(10) **Patent No.:** **US D495,319 S**
(45) **Date of Patent:** **** Aug. 31, 2004**

(54) **PORTABLE KARAOKE SYSTEM**

(75) Inventor: **Kyung Ho Lee, Kyungki-do (KR)**

(73) Assignee: **Enter Tech Co., Ltd., Sihung (KR)**

(**) Term: **14 Years**

(21) Appl. No.: **29/193,415**

(22) Filed: **Nov. 7, 2003**

(30) **Foreign Application Priority Data**

May 7, 2003 (KR) 30-2003-0012613

(51) **LOC (7) Cl.** **14-01**

(52) **U.S. Cl.** **D14/228; D14/226; D17/99**

(58) **Field of Search** D14/225, 226,
D14/227, 228, 229; 379/430, 431; 381/157,
158, 181, 355, 361, 111; 446/416; D17/10,
99

(56) **References Cited**

U.S. PATENT DOCUMENTS

D295,759 S * 5/1988 Kolich D17/99
5,127,870 A * 7/1992 Lin 446/416
D336,300 S * 6/1993 Tokiyama et al. D14/225

D376,803 S * 12/1996 Lee D14/228
D388,094 S * 12/1997 Tokiyama et al. D14/226
6,061,457 A * 5/2000 Stockhamer 381/111
D435,037 S * 12/2000 Liu D14/228
D449,042 S * 10/2001 Chung D14/228
D462,947 S * 9/2002 Kung D14/228

* cited by examiner

Primary Examiner—Paula A. Greene

(74) *Attorney, Agent, or Firm*—John K. Park; Park & Sutton LLP

(57) **CLAIM**

The ornamental design for a portable karaoke system, as shown and described.

DESCRIPTION

FIG. 1 is a perspective view of my new design;
FIG. 2 is a top view thereof;
FIG. 3 is a bottom view thereof;
FIG. 4 is a front elevational view thereof;
FIG. 5 is a rear elevational view thereof;
FIG. 6 is a left side elevational view thereof; and,
FIG. 7 is a right side elevational view thereof.

1 Claim, 3 Drawing Sheets




Fig. 1




Fig. 2



Fig. 3




Fig. 4




Fig. 5




Fig. 6




Fig. 7

