

US00D495307S1

(12) **United States Design Patent** (10) **Patent No.:** **US D495,307 S**
Yau et al. (45) **Date of Patent:** **** Aug. 31, 2004**

(54) **HANDSET**

FOREIGN PATENT DOCUMENTS

(75) Inventors: **William Yau**, Beijing (CN); **Todd Woods**, Santa Monica, CA (US)

WO	DM/061 281	10/2002
WO	DM/062 321	1/2003
WO	DM/064 133	9/2003
WO	DM/064 218	10/2003

(73) Assignee: **Nokia Corporation**, Espoo (FI)

(**) Term: **14 Years**

OTHER PUBLICATIONS

(21) Appl. No.: **29/181,292**

Nokia Phone Model #6500 Publicly Launched Nov. 19, 2001. 2 pages—www.nokia-asia.com/nokia/0..27135.00.html.

(22) Filed: **May 9, 2003**

Primary Examiner—Jeffrey Asch

(51) **LOC (7) Cl.** **14-03**

(74) *Attorney, Agent, or Firm*—Banner & Witcoff, Ltd.

(52) **U.S. Cl.** **D14/138**

(58) **Field of Search** D14/137, 138, D14/218, 147–148, 247–248, 144, 341–347; 379/433.01–433.13, 419, 434, 428.01–428.04, 420.01–420.04, 440; D10/65, 78; 455/550.1–90.3; D21/517; D13/168; D18/2, 7; 345/168, 169

(57) **CLAIM**

The ornamental design for a handset, as shown and described.

(56) **References Cited**

DESCRIPTION

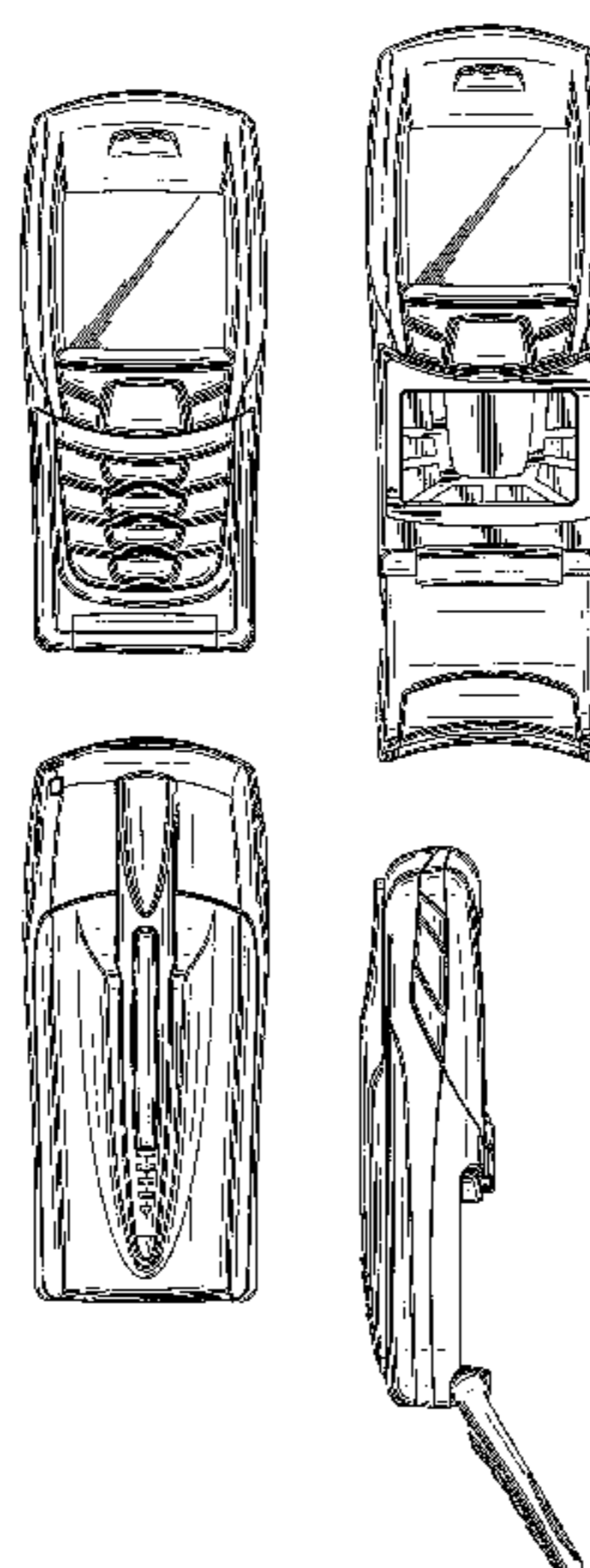
U.S. PATENT DOCUMENTS

D348,458	S	*	7/1994	Brown et al.	D14/138
5,335,273	A	*	8/1994	Takagi et al.	379/433.13
D381,021	S	*	7/1997	Williams et al.	D14/138
D383,129	S	*	9/1997	Giordano et al.	D14/138
5,715,524	A	*	2/1998	Jambhekar et al.	455/575.3
D402,981	S	*	12/1998	Galletti et al.	D14/138
D409,600	S	*	5/1999	Yang et al.	D14/138
D410,645	S	*	6/1999	Wood et al.	D14/138
D413,883	S	*	9/1999	Galletti et al.	D14/138
D417,449	S	*	12/1999	Harris et al.	D14/138
D428,402	S	*	7/2000	Son et al.	D14/138
D434,739	S	*	12/2000	Hanna et al.	D14/138
D439,572	S	*	3/2001	Kang	D14/138
D440,951	S	*	4/2001	Kolinen	D14/138
6,226,501	B1	*	5/2001	Weadon et al.	455/575.3
6,233,464	B1	*	5/2001	Chmaytelli	455/556.2
D447,468	S	*	9/2001	Nakahara et al.	D14/138
D448,742	S	*	10/2001	Higashi et al.	D14/138
D448,743	S	*	10/2001	Waldner	D14/138

FIG. 1 is a bottom view of a handset showing our new design with a keypad in a first in use position; FIG. 2 is a right side view thereof; FIG. 3 is a front view thereof; FIG. 4 is a left side view thereof; FIG. 5 is a top plan view thereof; FIG. 6 is a rear view thereof; FIG. 7 is a perspective front view thereof; FIG. 8 is a perspective rear view thereof; FIG. 9 is a front view showing the keypad in a second in use position thereof; FIG. 10 is a left side view showing the keypad in the second in use position thereof; FIG. 11 is a perspective front view showing the keypad in the second in use position thereof; FIG. 12 is a rear view of the handset shown in FIGS. 1–7 with a pen removed from the handset for clarity thereof; and, FIG. 13 is a perspective rear view of the handset shown in FIGS. 1–7 with a pen removed from the handset for clarity thereof.

(List continued on next page.)

1 Claim, 10 Drawing Sheets



US D495,307 S

Page 2

U.S. PATENT DOCUMENTS

D449,826 S	*	10/2001	Kfoury et al.	D14/138	D484,475 S	*	12/2003	Sheu	D14/138
D455,134 S	*	4/2002	Kolinen	D14/138	D484,477 S	*	12/2003	Salmi	D14/138
D459,710 S	*	7/2002	Jeong	D14/138	D485,246 S	*	1/2004	Johansson et al.	D14/138
6,430,405 B1	*	8/2002	Jambhekar et al.	455/403	D485,815 S	*	1/2004	Edoff	D14/138
D470,116 S	*	2/2003	Ribeiro et al.	D14/138	D487,066 S	*	2/2004	Gartrell et al.	D14/138
D479,216 S	*	9/2003	Ho-Cheun et al.	D14/138	D487,438 S	*	3/2004	Sheu	D14/138
6,630,925 B1	*	10/2003	Ostergård et al.	345/168	2001/0046290 A1	*	11/2001	Kim	379/433.01
D484,108 S	*	12/2003	Majanen	D14/138	2003/0048257 A1	*	3/2003	Mattila	345/169

* cited by examiner

FIG. 1

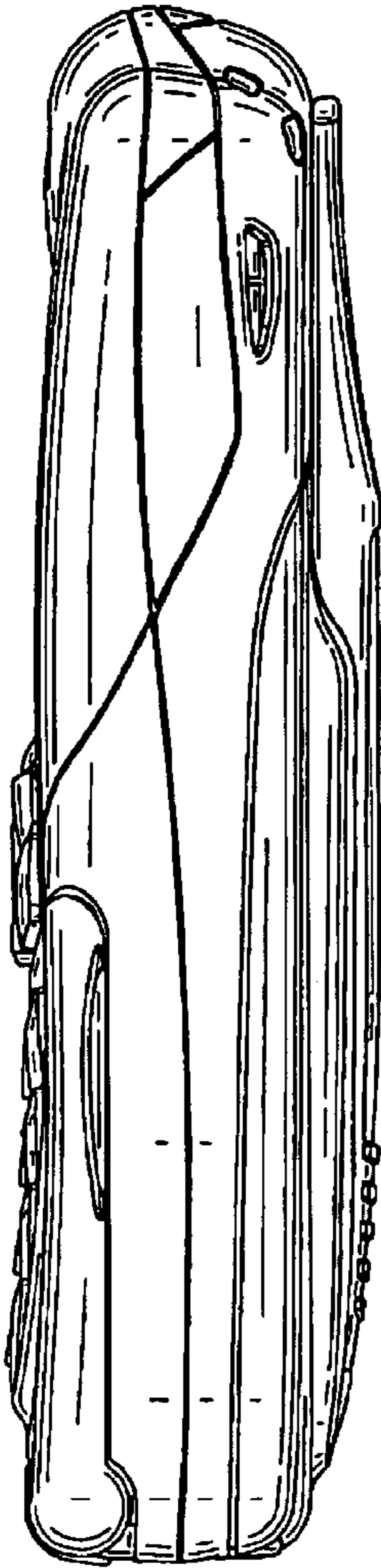



FIG. 2

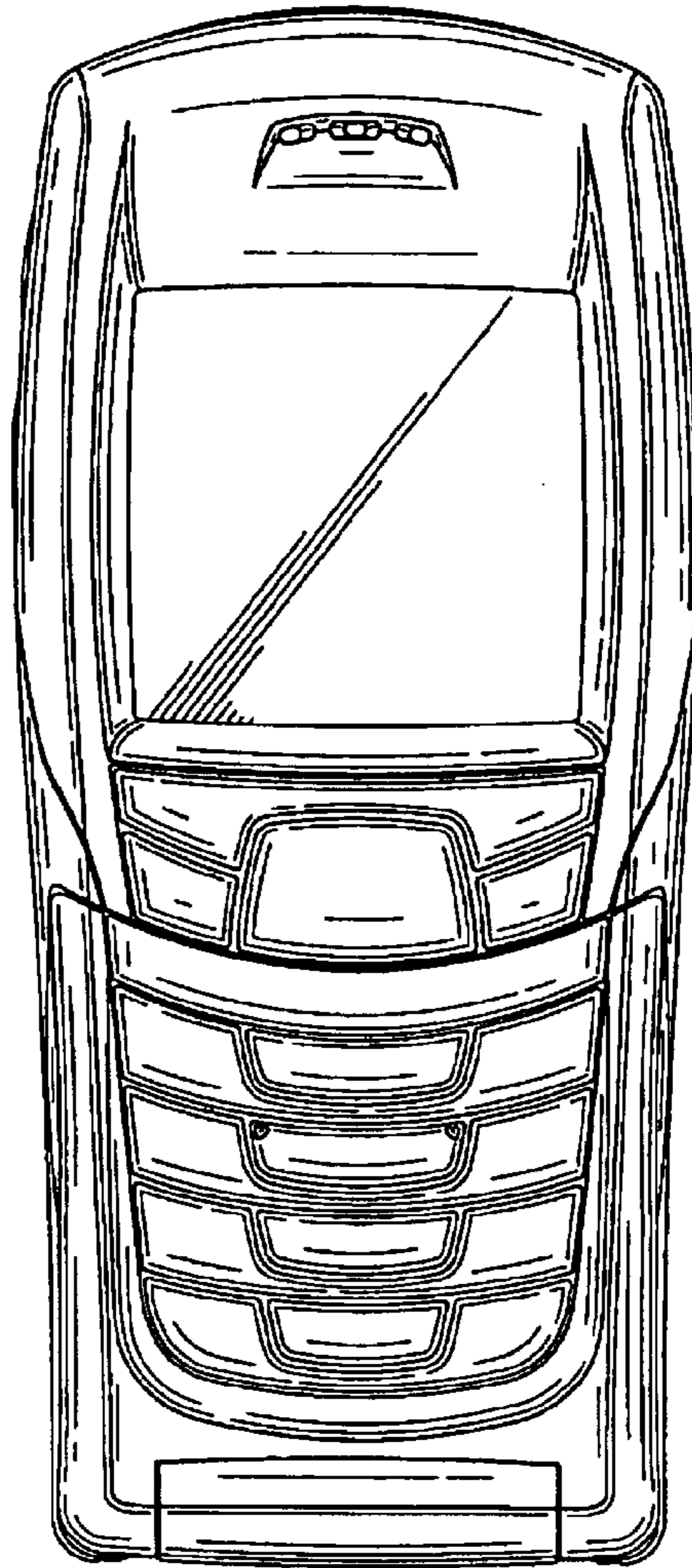


FIG. 3




FIG. 4

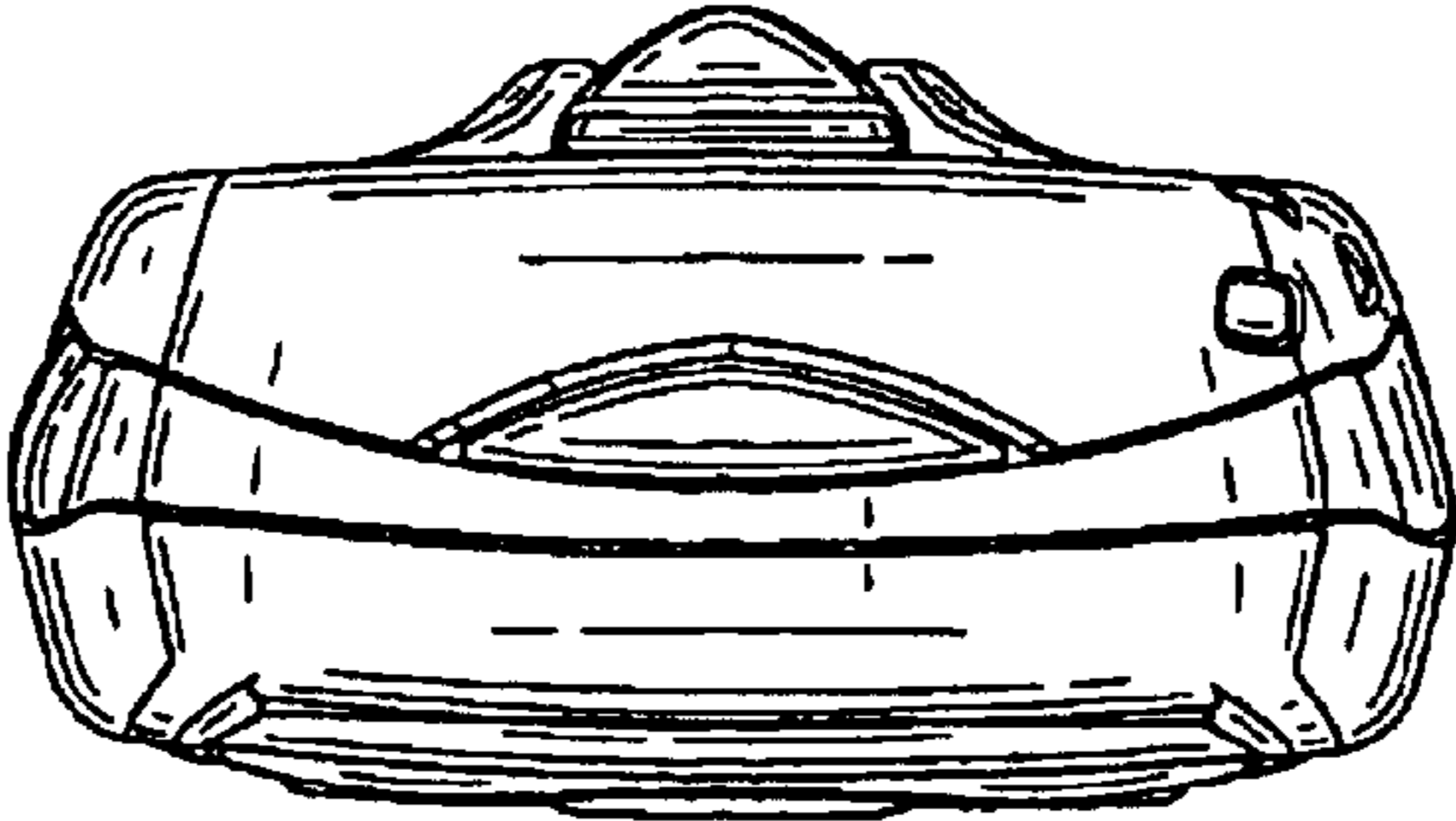


FIG. 5

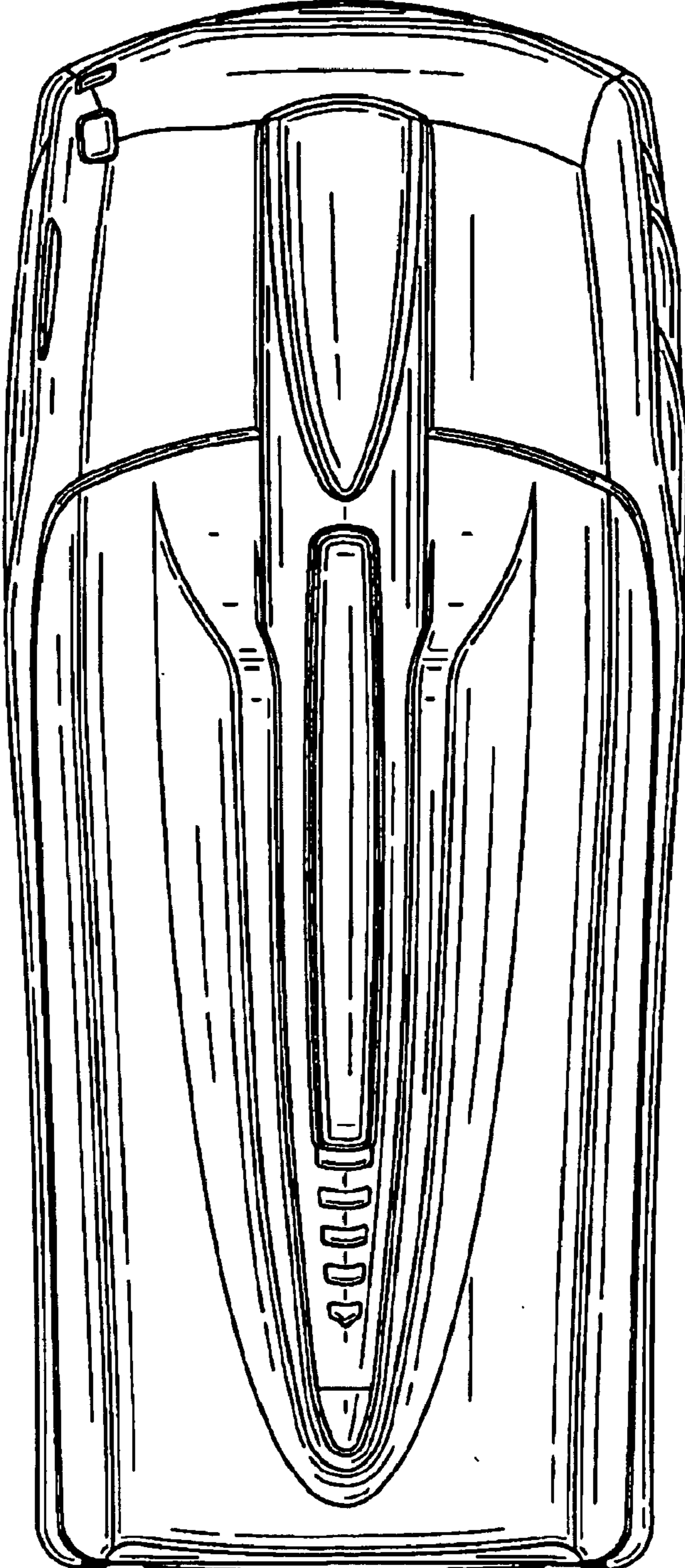


FIG. 6

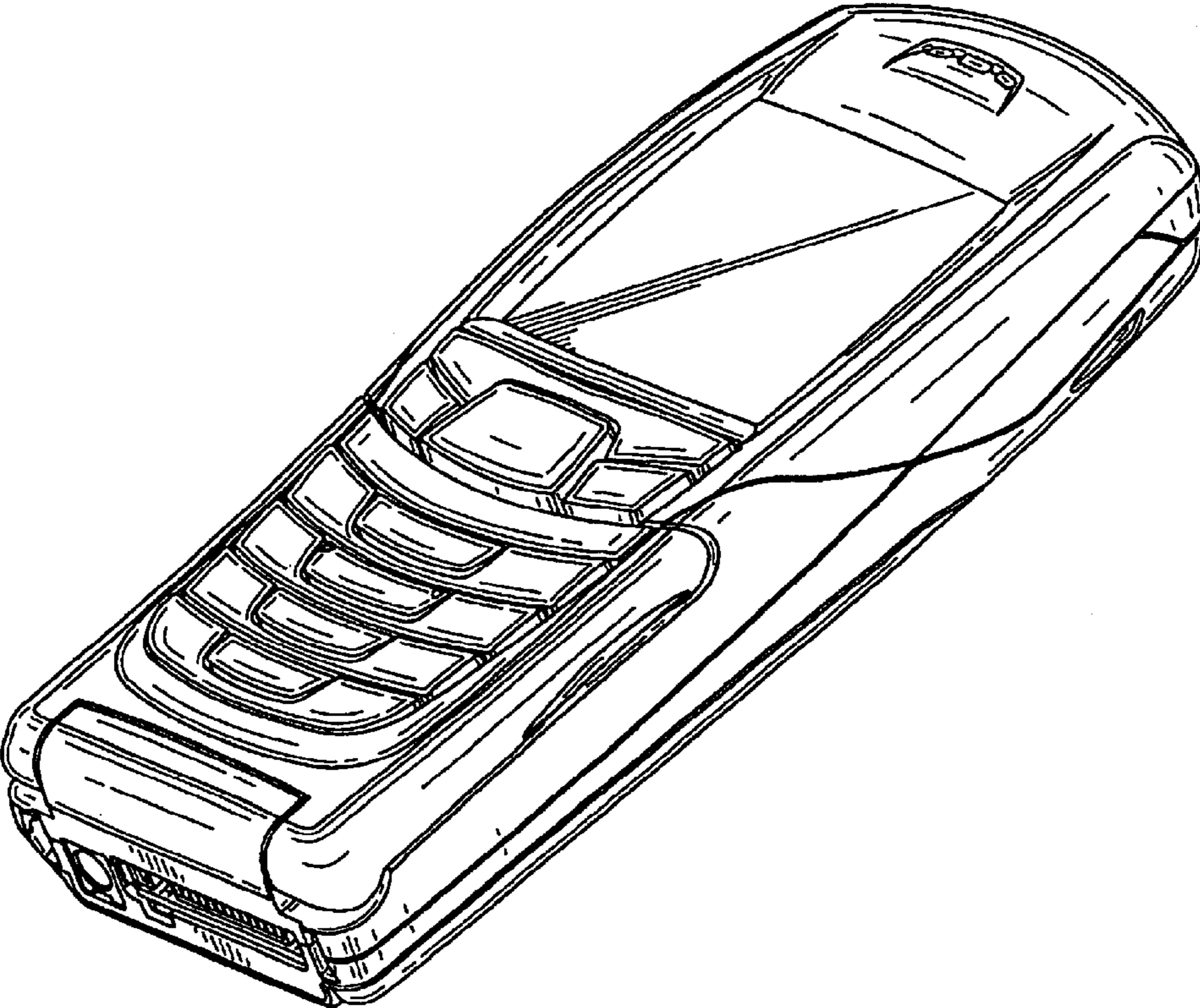


FIG. 7

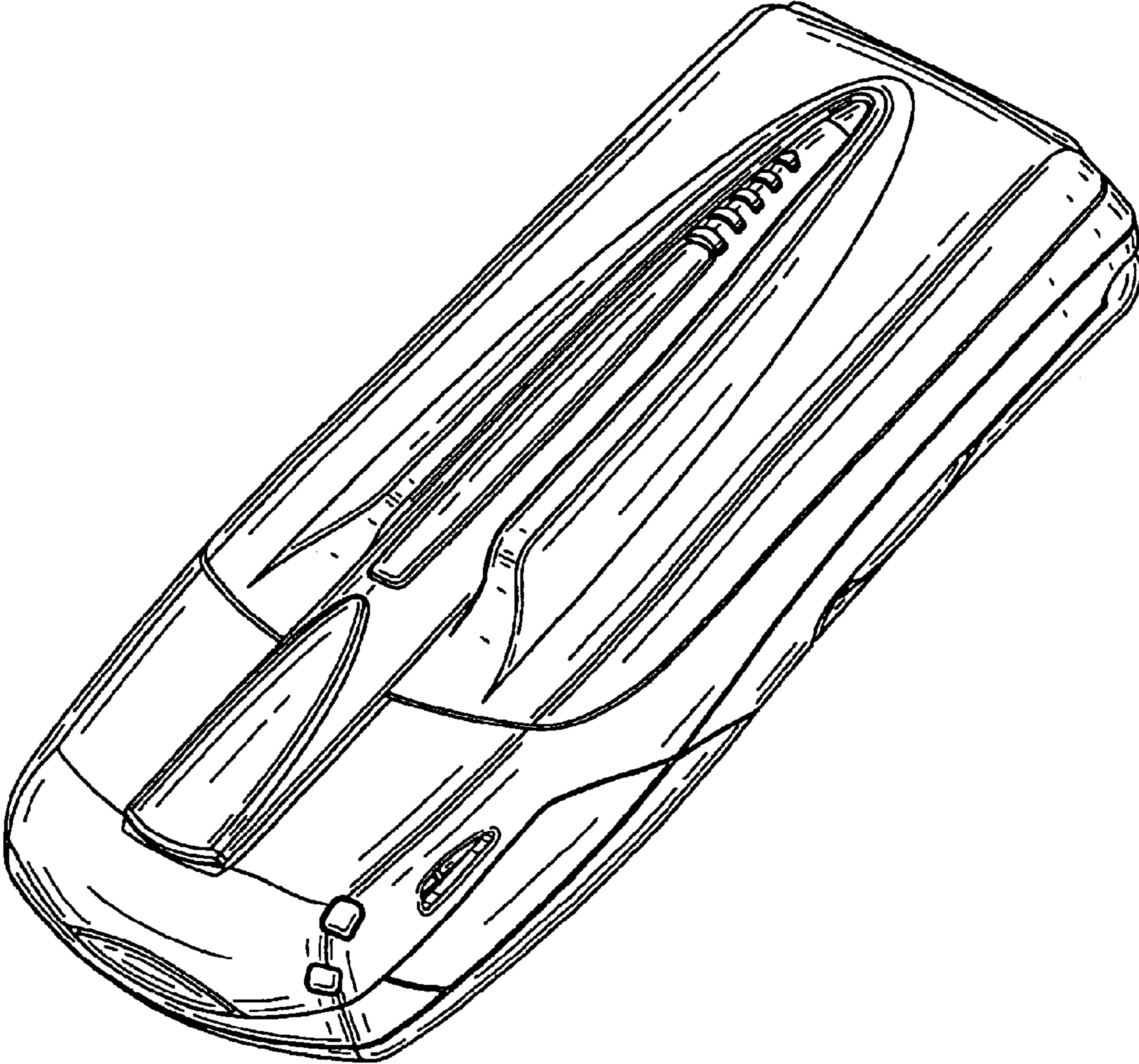


FIG. 8

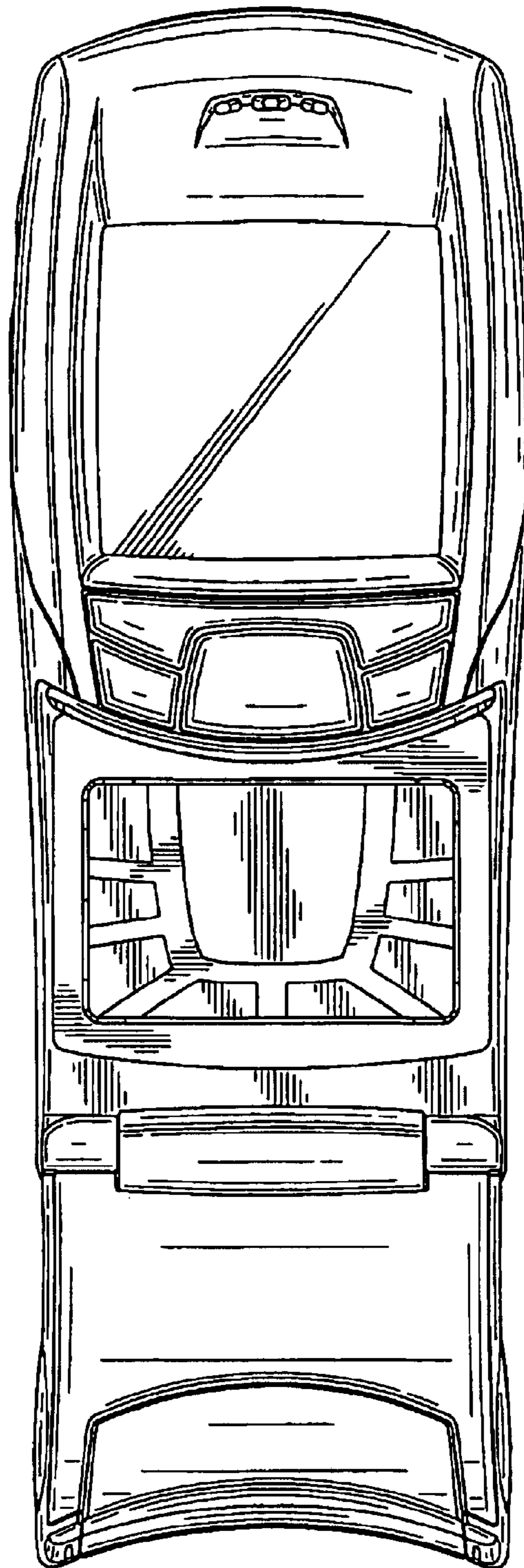


FIG. 9

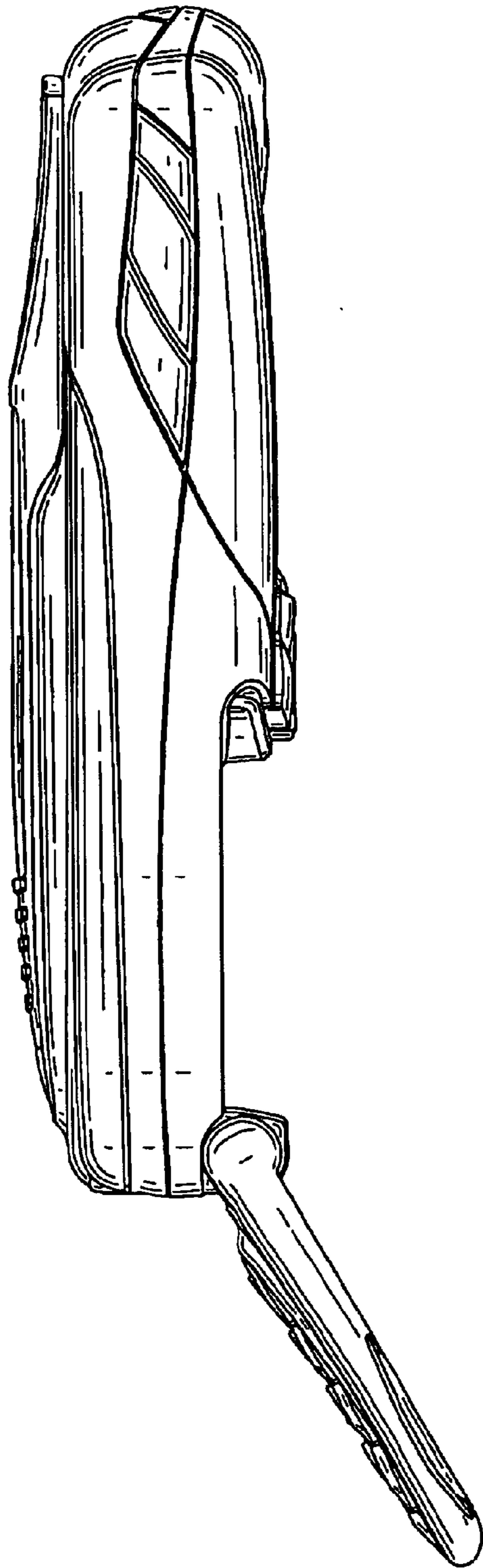


FIG. 10

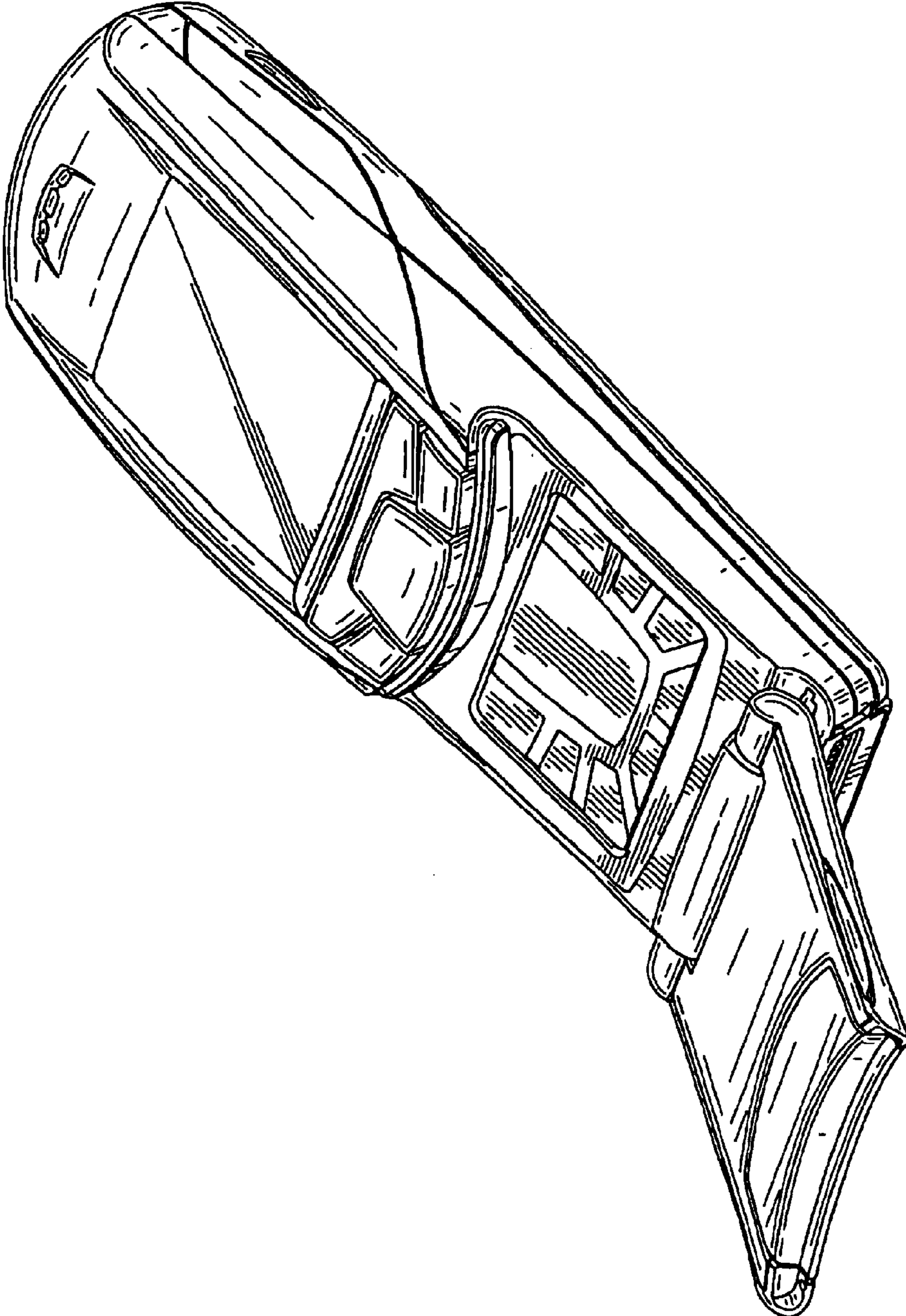


FIG. 11

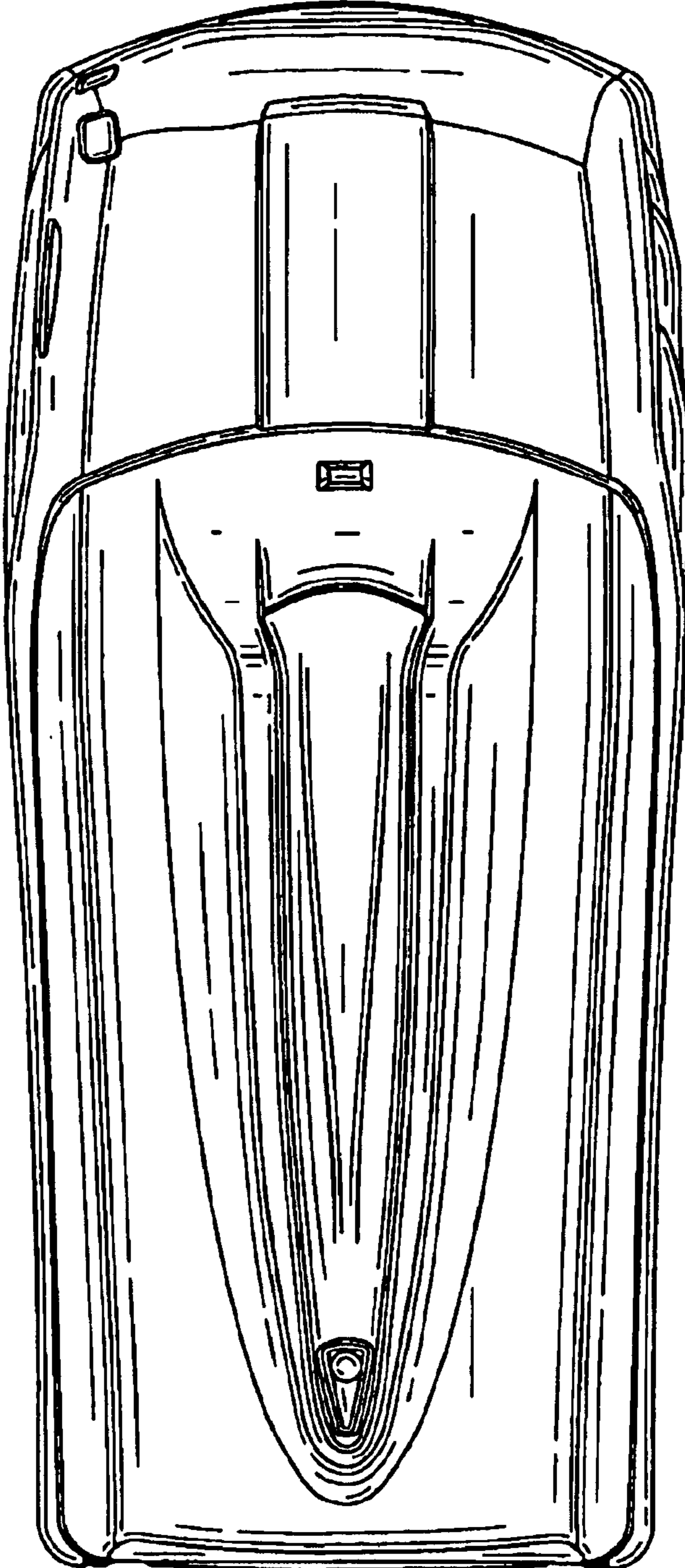


FIG. 12

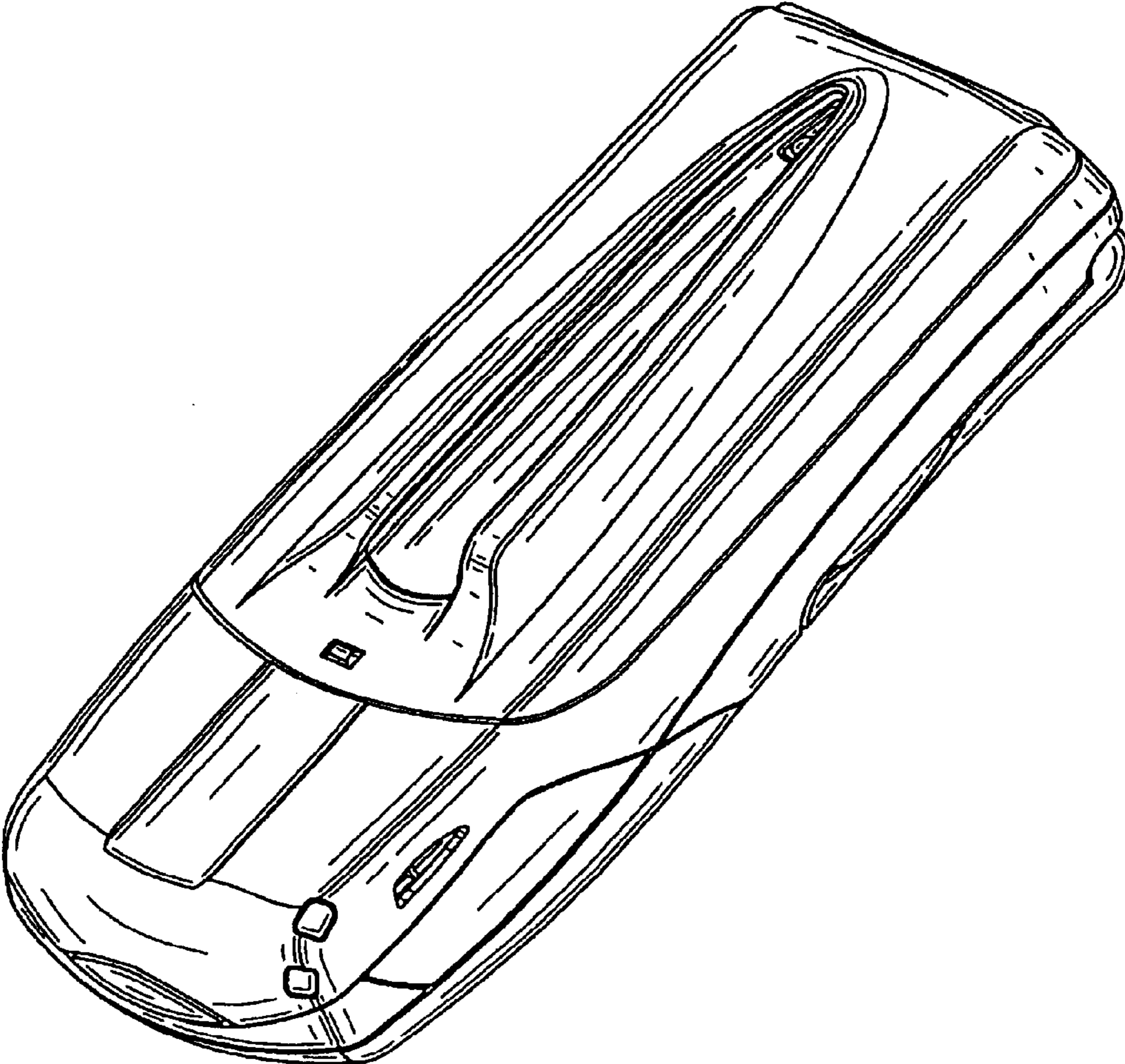


FIG. 13

UNITED STATES PATENT AND TRADEMARK OFFICE
CERTIFICATE OF CORRECTION

PATENT NO. : Des. 495,307 S
DATED : August 31, 2004
INVENTOR(S) : William Yau et al.

Page 1 of 1

It is certified that error appears in the above-identified patent and that said Letters Patent is hereby corrected as shown below:

Title page,

Item [75], Inventors, "**Todd Woods**, Santa Monica, CA (US)" has been replaced with
-- **Todd Wood**, Santa Monica, CA (US) --

Signed and Sealed this

Fifth Day of April, 2005

A handwritten signature in black ink on a light gray dotted background. The signature reads "Jon W. Dudas" in a cursive style.

JON W. DUDAS

Director of the United States Patent and Trademark Office