

US00D495303S1

(12) **United States Design Patent**  
**Coullahan et al.**

(10) **Patent No.:** **US D495,303 S**  
(45) **Date of Patent:** **\*\* Aug. 31, 2004**

(54) **GARAGE DOOR OPENER WALL RECEIVER**

(75) Inventors: **Kevin Coullahan**, Sunnyvale, CA (US);  
**Nico Michler**, Sunnyvale, CA (US);  
**Howard Nuk**, Sunnyvale, CA (US);  
**Luke Williams**, San Francisco, CA  
(US); **Anton Davydov**, Sunnyvale, CA  
(US); **Chris Green**, Sunnyvale, CA  
(US)

(73) Assignee: **The Chamberlain Group, Inc.**,  
Elmhurst, IL (US)

(\*\*) Term: **14 Years**

(21) Appl. No.: **29/173,215**

(22) Filed: **Dec. 23, 2002**

(51) **LOC (7) Cl.** ..... **13-03**

(52) **U.S. Cl.** ..... **D13/168**

(58) **Field of Search** ..... D13/162, 168;  
D14/174, 191, 218; 123/179.2; 340/425.2,  
426, 825, 825.22, 825.23, 825.24, 825.25,  
825.31, 825.32, 825.36, 825.58, 825.69,  
825.7; 341/176

(56) **References Cited**

**U.S. PATENT DOCUMENTS**

D377,458 S \* 1/1997 Tsui ..... D10/104  
D377,767 S \* 2/1997 Doppelt et al. .... D10/104  
D390,195 S \* 2/1998 Chen ..... D13/168

D392,944 S \* 3/1998 Issa ..... D13/168  
D402,292 S \* 12/1998 Scheid et al. .... D14/191  
D437,308 S \* 2/2001 Gasa ..... D14/218  
D441,185 S \* 5/2001 Shimizu et al. .... D3/207

\* cited by examiner

*Primary Examiner*—Prabhakar Deshmukh

*Assistant Examiner*—Selina Sikder

(74) *Attorney, Agent, or Firm*—Fitch, Even, Tabin &  
Flannery

(57) **CLAIM**

We claim the ornamental design for a garage door opener wall receiver, as shown and described.

**DESCRIPTION**

FIG. 1 is a perspective view of the garage door opener wall receiver showing our new design;

FIG. 2 is a front elevational view of the garage door opener wall receiver of FIG. 1;

FIG. 3 is a rear plan view of garage door opener wall receiver of FIG. 1;

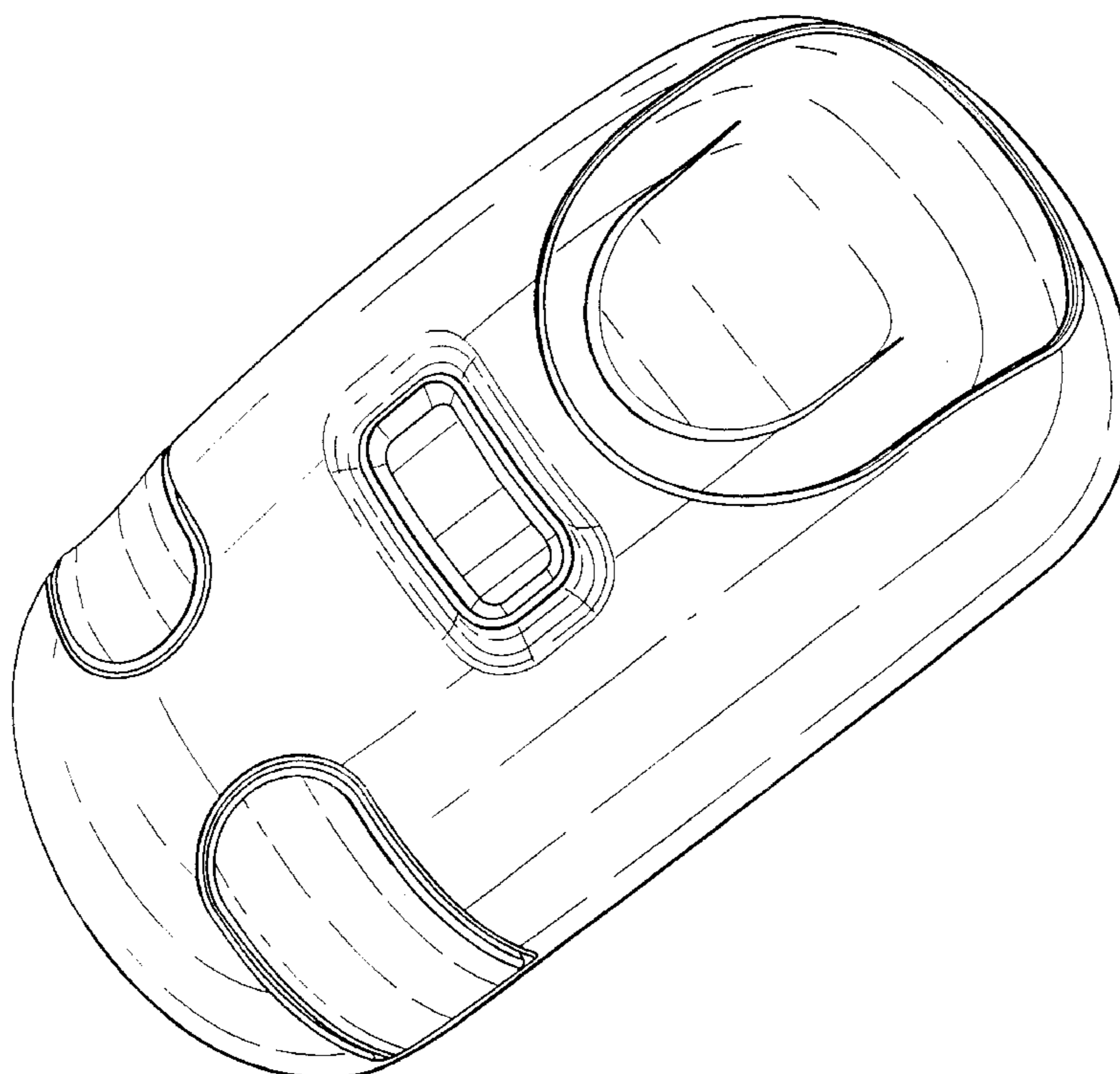
FIG. 4 is a top plan view of the garage door opener wall receiver of FIG. 1;

FIG. 5 is a bottom plan view of the garage door opener wall receiver of FIG. 1;

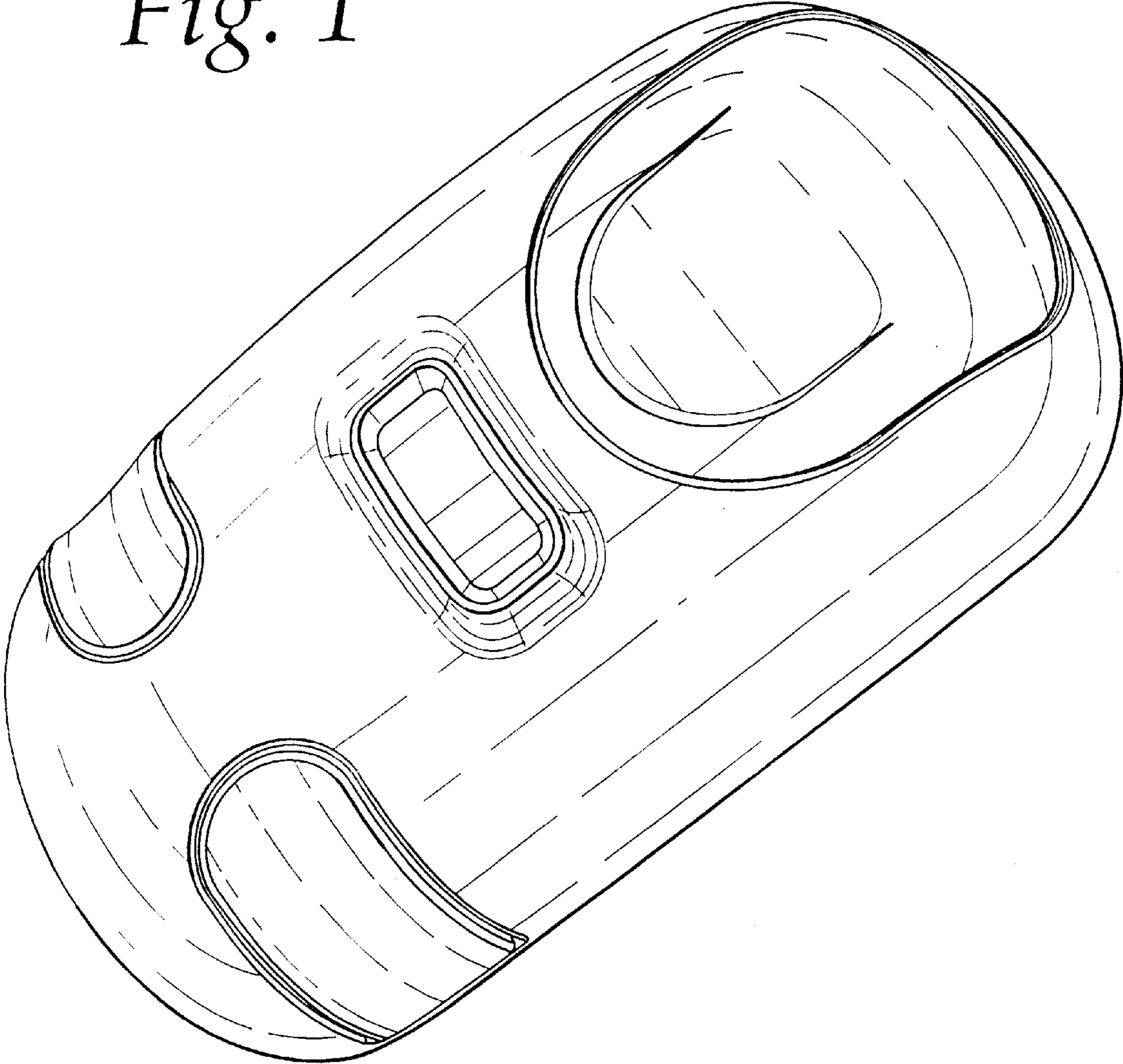
FIG. 6 is a right side plan view of the garage door opener wall receiver of FIG. 1; and,

FIG. 7 is a left side plan view of the garage door opener wall receiver of FIG. 1.

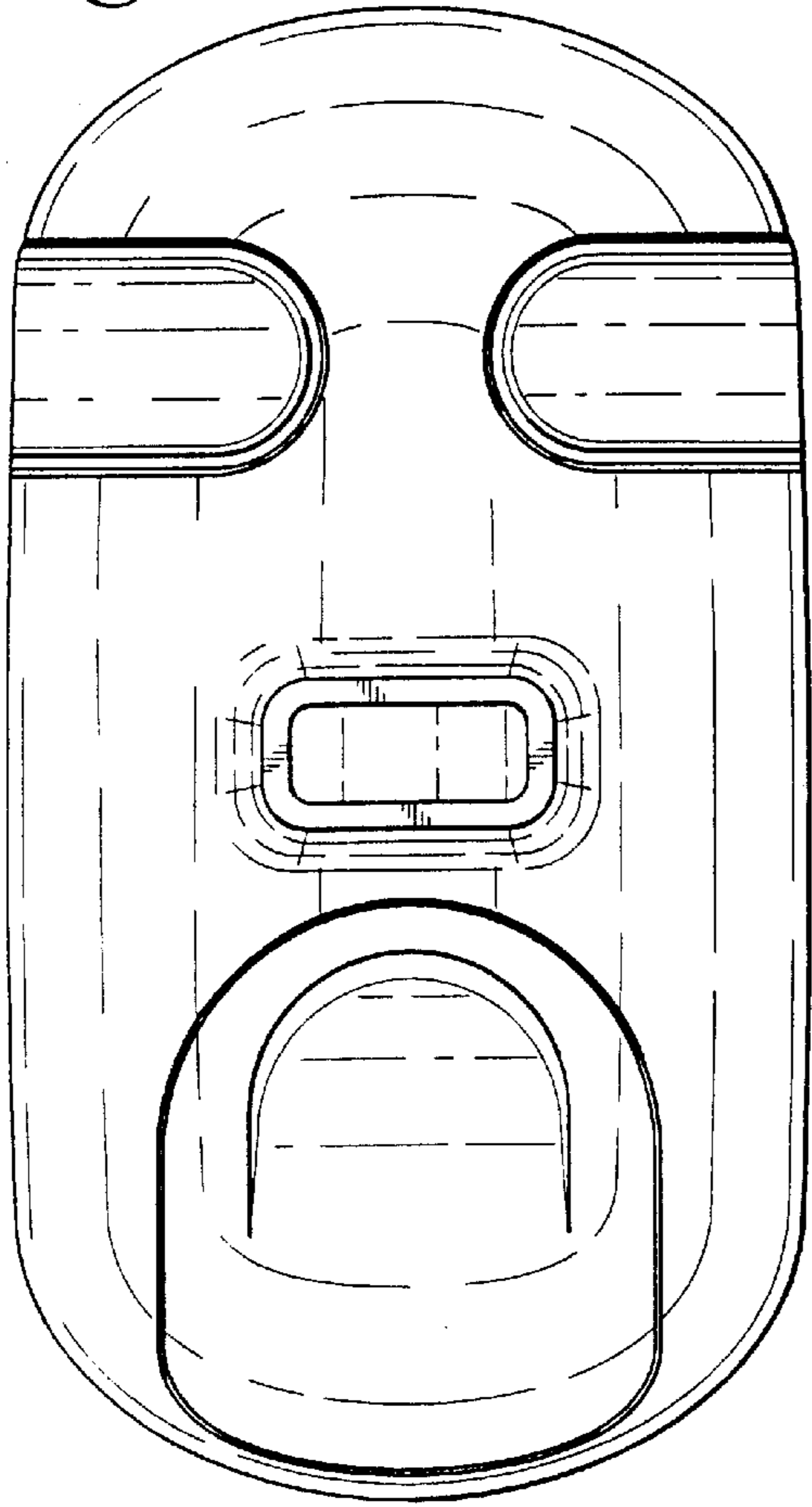
**1 Claim, 4 Drawing Sheets**




*Fig. 1*




*Fig. 2*



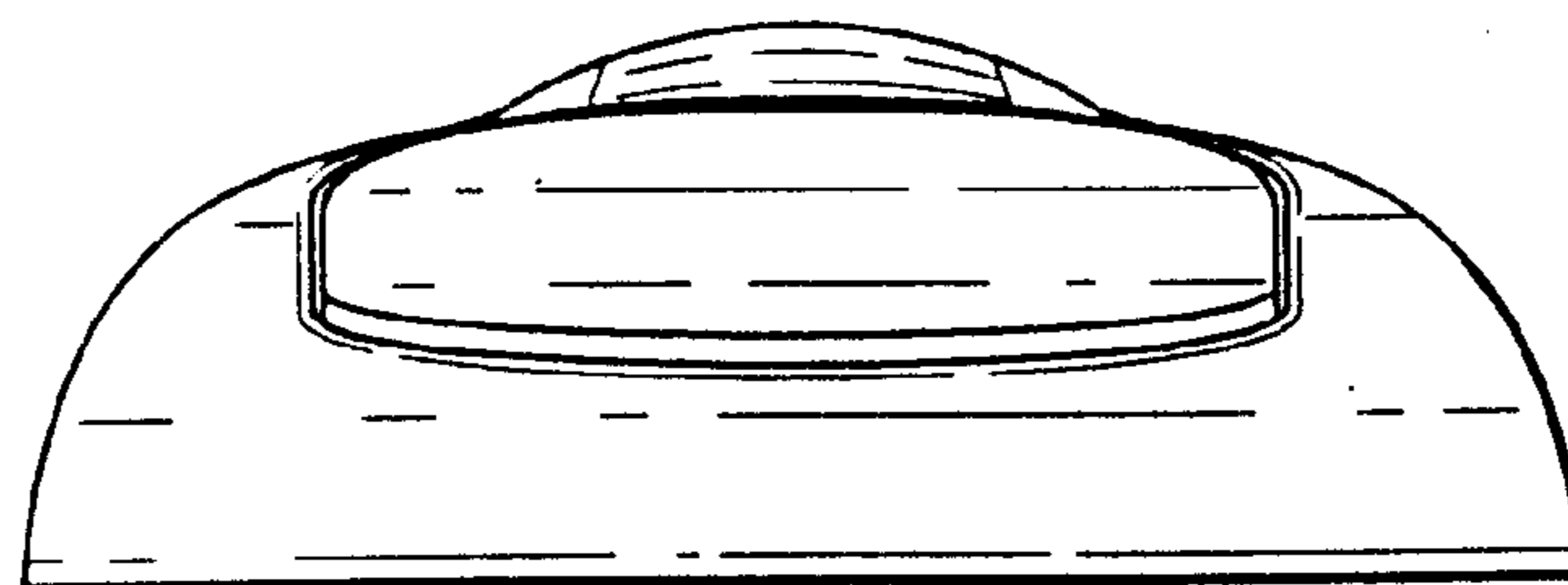
*Fig. 3*



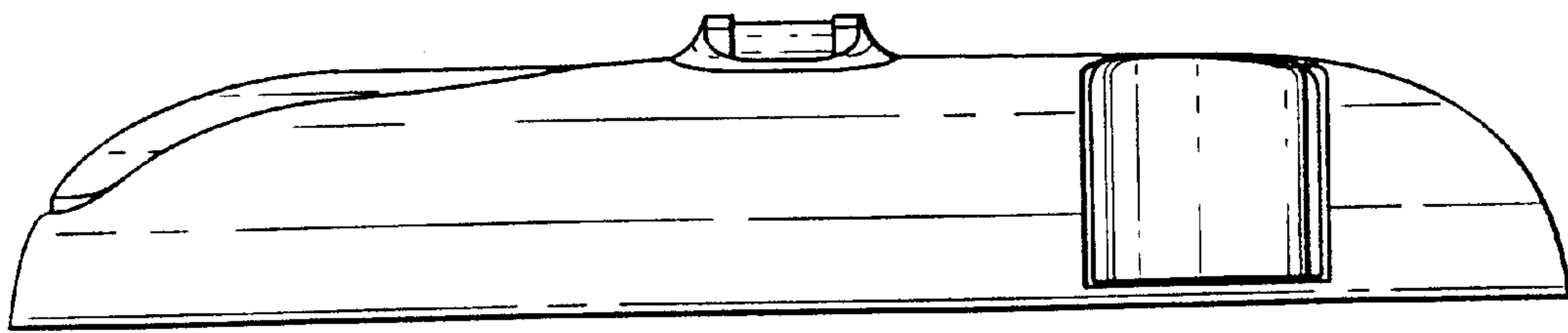
*Fig. 4*



*Fig. 5*



*Fig. 6*



*Fig. 7*

