

US00D495298S1

(12) **United States Design Patent**
Keathley

(10) **Patent No.:** **US D495,298 S**

(45) **Date of Patent:** **** Aug. 31, 2004**

(54) **INSULATOR COIL SUPPORT**

5,959,254 A * 9/1999 Martin, Sr. D13/131

(76) Inventor: **Sandra Keathley**, P.O. Box 483, South Haven, MI (US) 49090

* cited by examiner

Primary Examiner—Lisa Lichtenstein

(**) Term: **14 Years**

(57) **CLAIM**

(21) Appl. No.: **29/149,845**

The ornamental design for an insulator coil support, as shown and described.

(22) Filed: **Oct. 19, 2001**

DESCRIPTION

(51) **LOC (7) Cl.** **13-03**

(52) **U.S. Cl.** **D13/117**

(58) **Field of Search** D13/117; 174/138 J, 174/138 G, 154, 138 R, 160, 168; 392/425; 219/520, 532, 536

FIG. 1 is a perspective view of an insulator for supporting the heating coil of an electric heater, showing my new design.

FIG. 2 is an elevational view taken from one side thereof, the opposite side being a mirror image of the side shown.

FIG. 3 is a top plan view, the bottom being a mirror image of that shown; and,


FIG. 4 is an elevational view of one end, the opposite end being a mirror image of the end shown.

(56) **References Cited**

U.S. PATENT DOCUMENTS

- D261,260 S * 10/1981 Seeley D13/131
- D262,285 S * 12/1981 Janning 174/138 J
- D285,919 S * 9/1986 Sherrill D13/131

1 Claim, 2 Drawing Sheets






FIGURE 1

FIGURE NO 3




FIGURE NO 2



FIGURE NO 4