

US00D495291S1

(12) **United States Design Patent**  
**Chung**

(10) **Patent No.:** **US D495,291 S**

(45) **Date of Patent:** **\*\* Aug. 31, 2004**

(54) **AUTOMOTIVE WHEEL**

(75) **Inventor:** **Suny Chung**, Yorba Linda, CA (US)

(73) **Assignee:** **MKW Alloy Inc.**, City of Industry

(\*\*) **Term:** **14 Years**

(21) **Appl. No.:** **29/198,126**

(22) **Filed:** **Jan. 27, 2004**

(51) **LOC (7) Cl.** ..... **12-16**

(52) **U.S. Cl.** ..... **D12/211**

(58) **Field of Search** ..... **D12/204-213;**  
**301/37.101, 64.101, 65**

D451,463 S	*	12/2001	Murkett et al.	.....	D12/209
D454,826 S	*	3/2002	Kaucher	.....	D12/211
D456,333 S	*	4/2002	Pollmann	.....	D12/211
D458,572 S	*	6/2002	Fitzgerald	.....	D12/209
D459,688 S	*	7/2002	Wiesinger	.....	D12/211
D460,940 S	*	7/2002	Chung	.....	D12/209
D466,854 S	*	12/2002	Kern	.....	D12/211
D468,251 S	*	1/2003	Chung	.....	D12/211
D475,337 S	*	6/2003	Kataoka	.....	D12/209
D478,539 S	*	8/2003	Brown et al.	.....	D12/209

\* cited by examiner

*Primary Examiner*—Stacia Cadmus

(57) **CLAIM**

The ornamental design for an automotive wheel, as shown and described.

**DESCRIPTION**

FIG. 1 is an oblique view of the automotive wheel of the instant invention; and,

FIG. 2 is a front elevation view of the automotive wheel of the instant invention.


The broken line showing of environment is for illustrative purposed and forms no part of the claimed design.

**1 Claim, 2 Drawing Sheets**

(56) **References Cited**

**U.S. PATENT DOCUMENTS**

D258,503 S	*	3/1981	Seiple	.....	D12/211
D375,076 S	*	10/1996	Cattaneo	.....	D12/211
D409,552 S	*	5/1999	Chung	.....	D12/211
D419,945 S	*	2/2000	Hartanto	.....	D12/211
D422,259 S	*	4/2000	Johnson	.....	D12/211
D427,130 S	*	6/2000	Johnson	.....	D12/211
D447,993 S	*	9/2001	Neeper	.....	D12/211
D450,027 S	*	11/2001	Kuribayashi	.....	D12/209



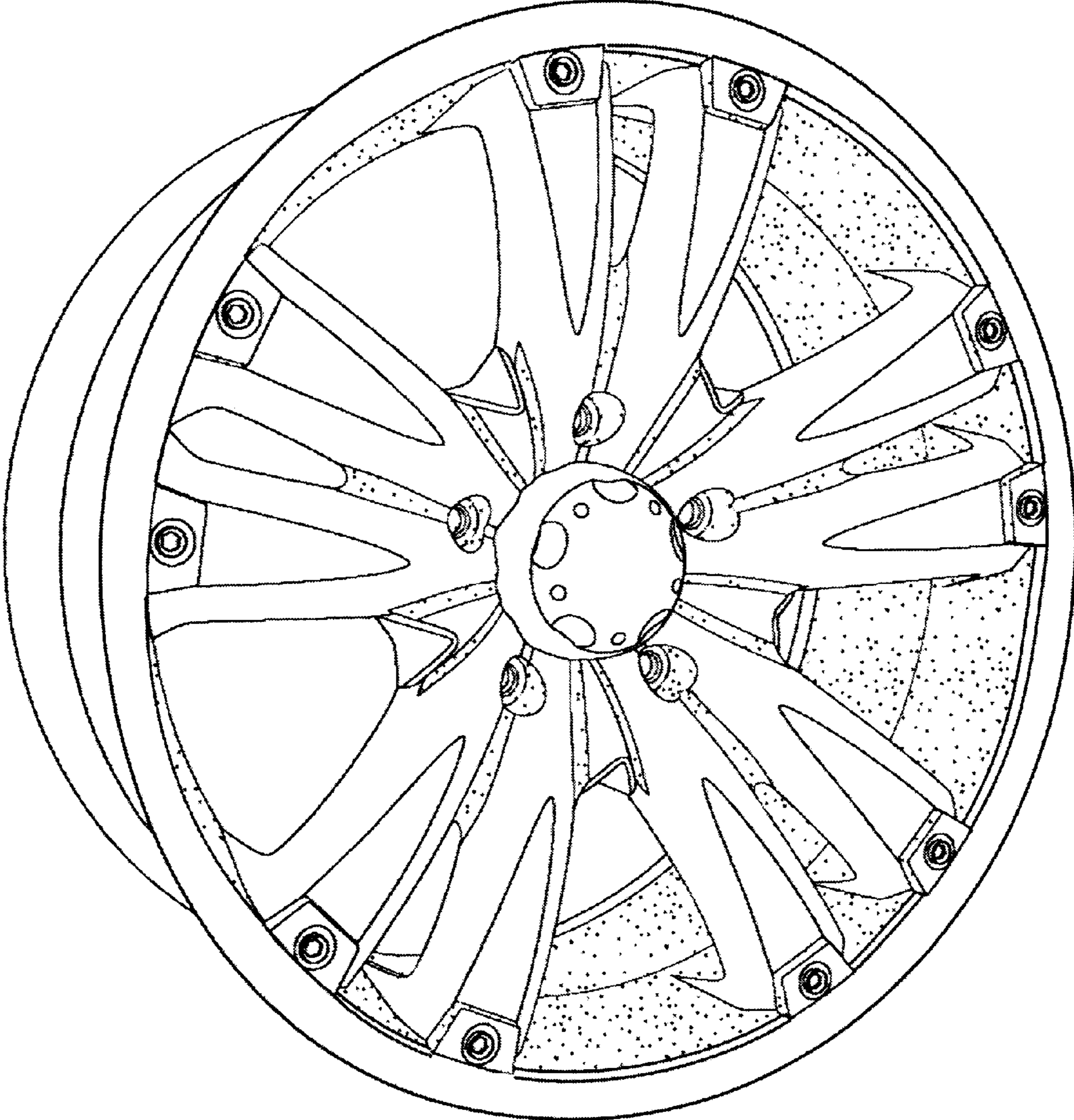


FIGURE 1






FIGURE 2