



US00D495290S1

(12) **United States Design Patent**  
**Chung**

(10) **Patent No.:** **US D495,290 S**

(45) **Date of Patent:** **\*\* Aug. 31, 2004**

(54) **AUTOMOTIVE WHEEL**

(75) **Inventor:** **Suny Chung**, Yorba Linda, CA (US)

(73) **Assignee:** **MKW Alloy Inc**, City of Industry, CA (US)

(\*\*) **Term:** **14 Years**

(21) **Appl. No.:** **29/197,727**

(22) **Filed:** **Jan. 21, 2004**

(51) **LOC (7) Cl.** ..... **12-16**

(52) **U.S. Cl.** ..... **D12/211**

(58) **Field of Search** ..... D12/204-213;  
301/37.101, 64.101, 65

(56) **References Cited**

**U.S. PATENT DOCUMENTS**

- D256,576 S \* 8/1980 Koch ..... D12/209
- D361,547 S \* 8/1995 Weld ..... D12/211
- D472,866 S \* 4/2003 Pfeiffer et al. .... D12/211

D475,961 S \* 6/2003 Pfeiffer et al. .... D12/211

D475,962 S \* 6/2003 Chung ..... D12/211

D481,348 S \* 10/2003 Kang ..... D12/211

D482,307 S \* 11/2003 Lee ..... D12/211

D483,714 S \* 12/2003 Warming ..... D12/211

\* cited by examiner

*Primary Examiner*—Stacia Cadmus

(57) **CLAIM**

The ornamental design for an automotive wheel, as shown and described.

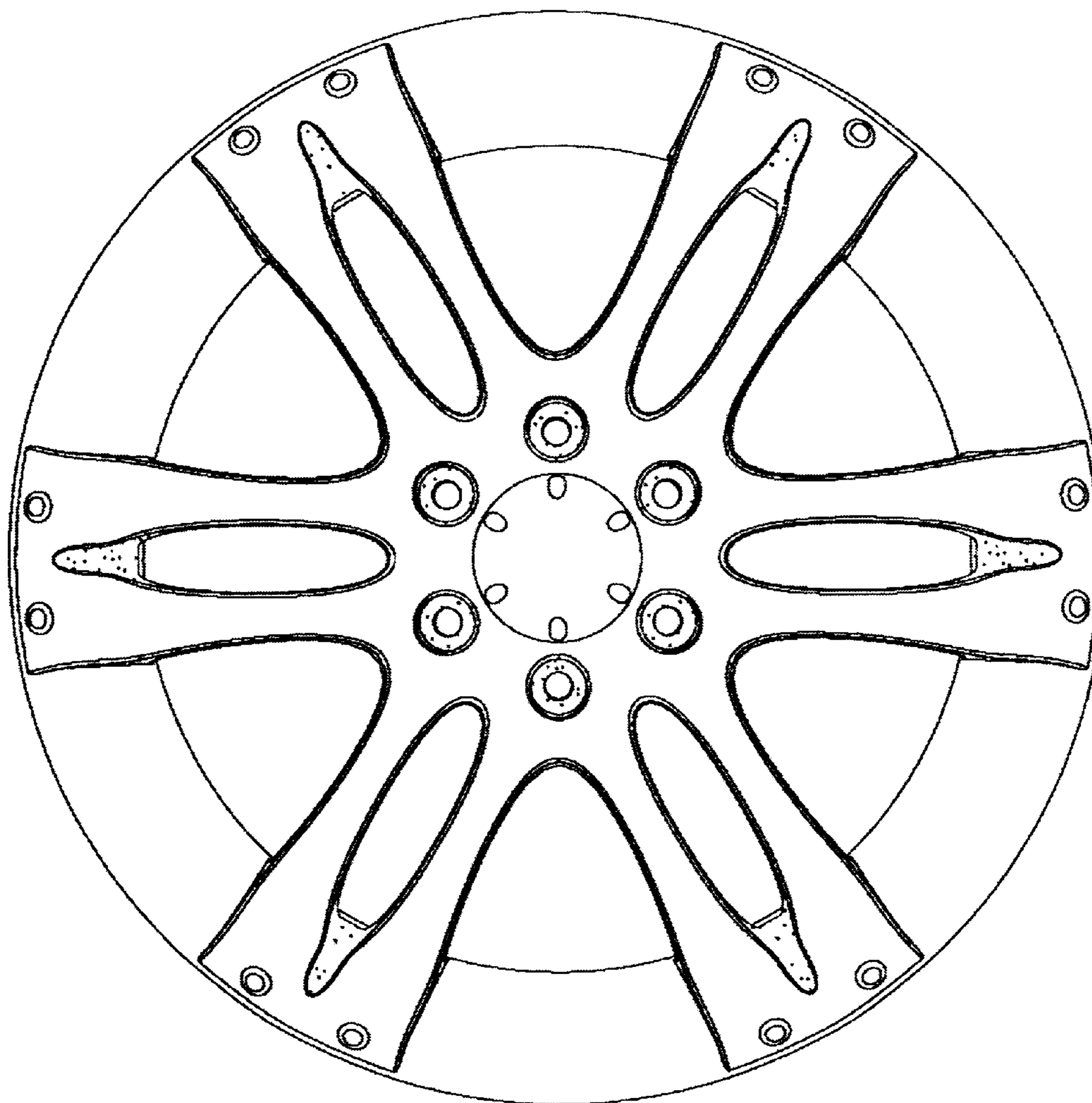
**DESCRIPTION**

FIG. 1 is an oblique view of the automotive wheel of the instant invention; and,

FIG. 2 is a front elevation view of the automotive wheel of the instant invention.

The broken line showing of environment is for illustrative purposed and forms no part of the claimed design.

**1 Claim, 2 Drawing Sheets**



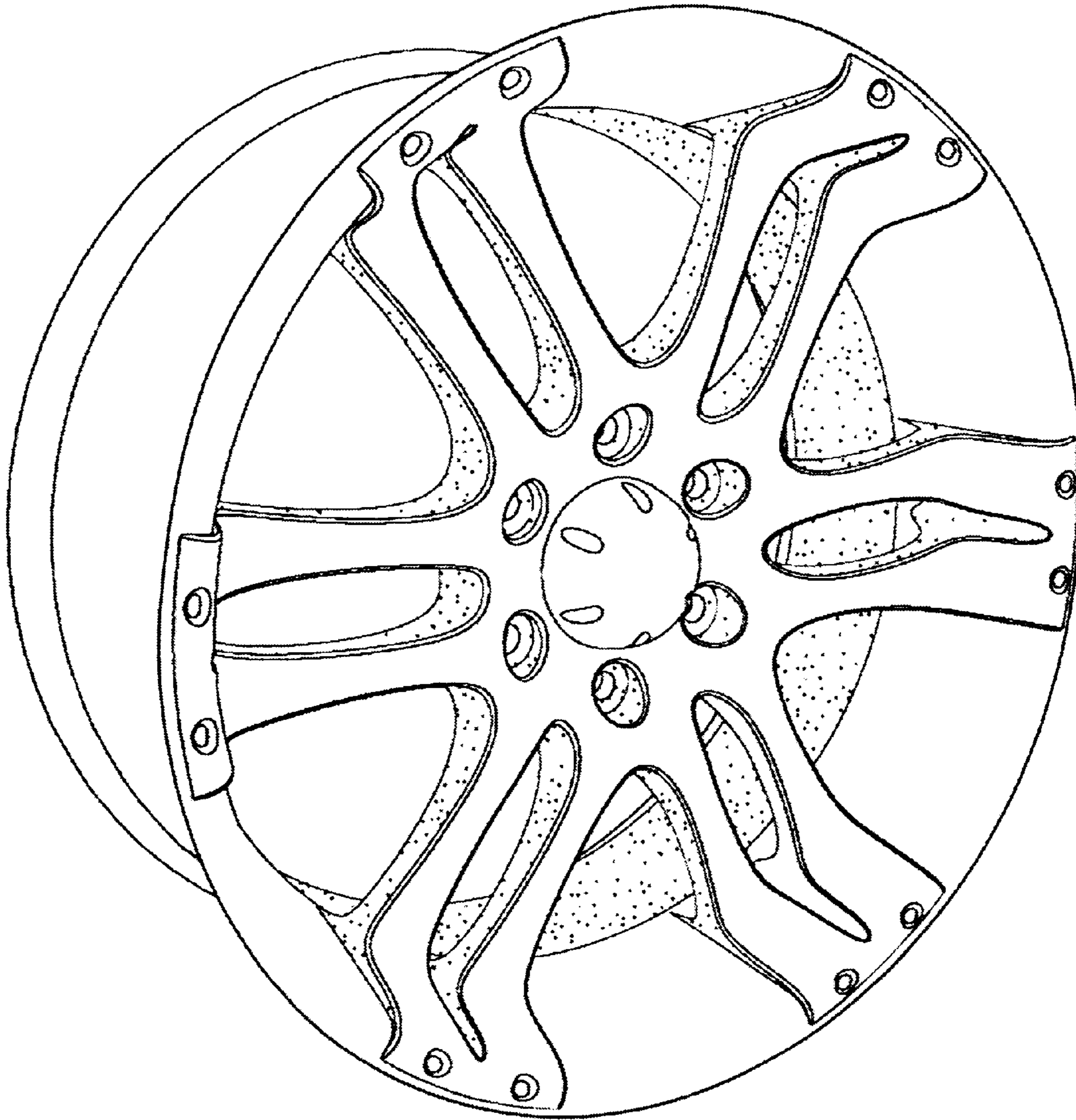


FIGURE 1

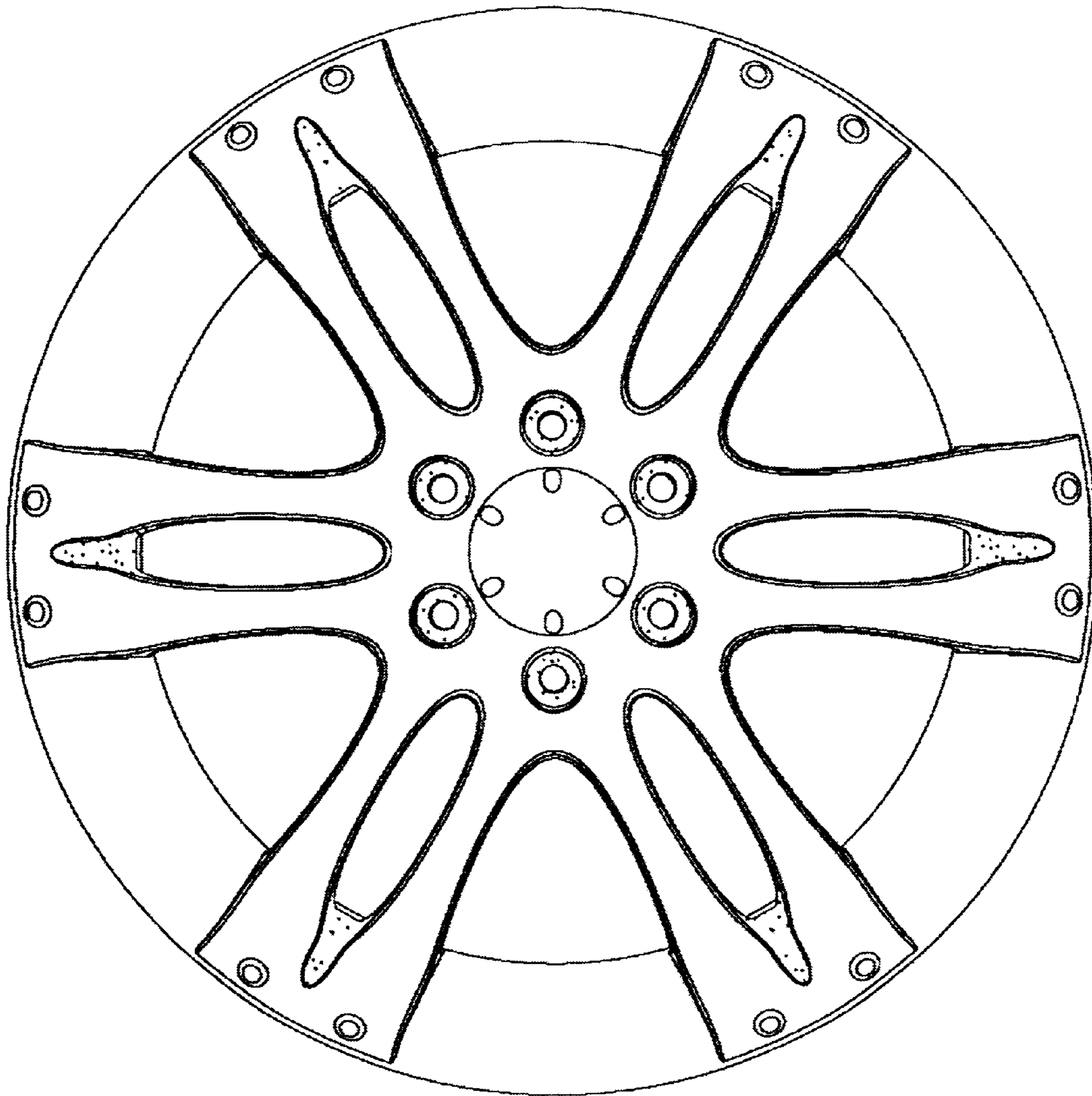


FIGURE 2