

US00D495273S1

(12) **United States Design Patent**
Cheng

(10) **Patent No.:** **US D495,273 S**

(45) **Date of Patent:** **** Aug. 31, 2004**

(54) **BOW**

(76) **Inventor:** **Kui Eng Cheng**, Flat B, 8/F., Block B,
Corwall Court, 54 King's Road, North
Point (HK)

(**) **Term:** **14 Years**

(21) **Appl. No.:** **29/193,222**

(22) **Filed:** **Nov. 5, 2003**

(30) **Foreign Application Priority Data**

Oct. 5, 2003 (CN) 200320116833

(51) **LOC (7) Cl.** **11-02**

(52) **U.S. Cl.** **D11/184**

(58) **Field of Search** D11/117, 120,
D11/121, 125, 184; D9/334-337, 434; D28/5,
6, 39-42; D2/895, 976; D5/63-66; 428/4-12,
15-27; 132/275

(56) **References Cited**

U.S. PATENT DOCUMENTS

2,197,577 A * 4/1940 Crosser 428/28

2,204,037 A * 6/1940 Hans 428/23
2,277,611 A * 3/1942 Fredrick 362/412
D292,279 S * 10/1987 Ditto D11/139
D295,731 S * 5/1988 Mancel D11/184
D386,719 S * 11/1997 Cheng D11/184
D454,091 S * 3/2002 Yedlin et al. D11/184

FOREIGN PATENT DOCUMENTS

GB 2096563 * 10/2000

* cited by examiner

Primary Examiner—Philip S. Hyder

Assistant Examiner—C. Tuttle

(74) *Attorney, Agent, or Firm*—Kirschstein, et al.

(57) **CLAIM**

The ornamental design for a bow, as shown.


DESCRIPTION

FIG. 1 is a top plan view of a bow according to my new design;

FIG. 2 is an end elevational view thereof; and,

FIG. 3 is a bottom plan view thereof.

1 Claim, 2 Drawing Sheets






FIG. 1




FIG. 2




FIG. 3