

US00D495268S1

(12) **United States Design Patent**
Orlandini et al.

(10) **Patent No.:** **US D495,268 S**

(45) **Date of Patent:** **** Aug. 31, 2004**

(54) **RING**

D374,411 S * 10/1996 Ambar D11/34
D412,459 S * 8/1999 Collins D11/34
D454,514 S * 3/2002 Gruosi D11/34

(75) Inventors: **Orlando Orlandini**, Florence (IT);
Paladino Orlandini, Florence (IT)

* cited by examiner

(73) Assignee: **Orlando Orlandini SRL.**, Florence (IT)

Primary Examiner—Catherine R. Oliver
(74) *Attorney, Agent, or Firm*—Clifford W. Browning;
Woodard, Emhardt, Moriarty, McNett & Henry LLP

(**) Term: **14 Years**

(57) **CLAIM**

(21) Appl. No.: **29/171,033**

The ornamental design for a ring, as shown and described.

(22) Filed: **Nov. 15, 2002**

DESCRIPTION

(51) **LOC (7) Cl.** **11-01**

(52) **U.S. Cl.** **D11/26**

(58) **Field of Search** D11/26-40; 63/15,
63/15.1-15.5, 15.45, 15.6, 15.65, 15.7,
15.8, 26-28

FIG. 1 is a top view of a ring, showing our new design.
FIG. 2 is a bottom view of FIG. 1.
FIG. 3 is a front view of FIG. 1.
FIG. 4 is a back view of FIG. 1.
FIG. 5 is a right side view of FIG. 1.
FIG. 6 is a left side view of FIG. 1; and,
FIG. 7 is a perspective view of FIG. 1.

(56) **References Cited**

U.S. PATENT DOCUMENTS

D301,121 S * 5/1989 Messa D11/34

1 Claim, 1 Drawing Sheet






Fig. 1

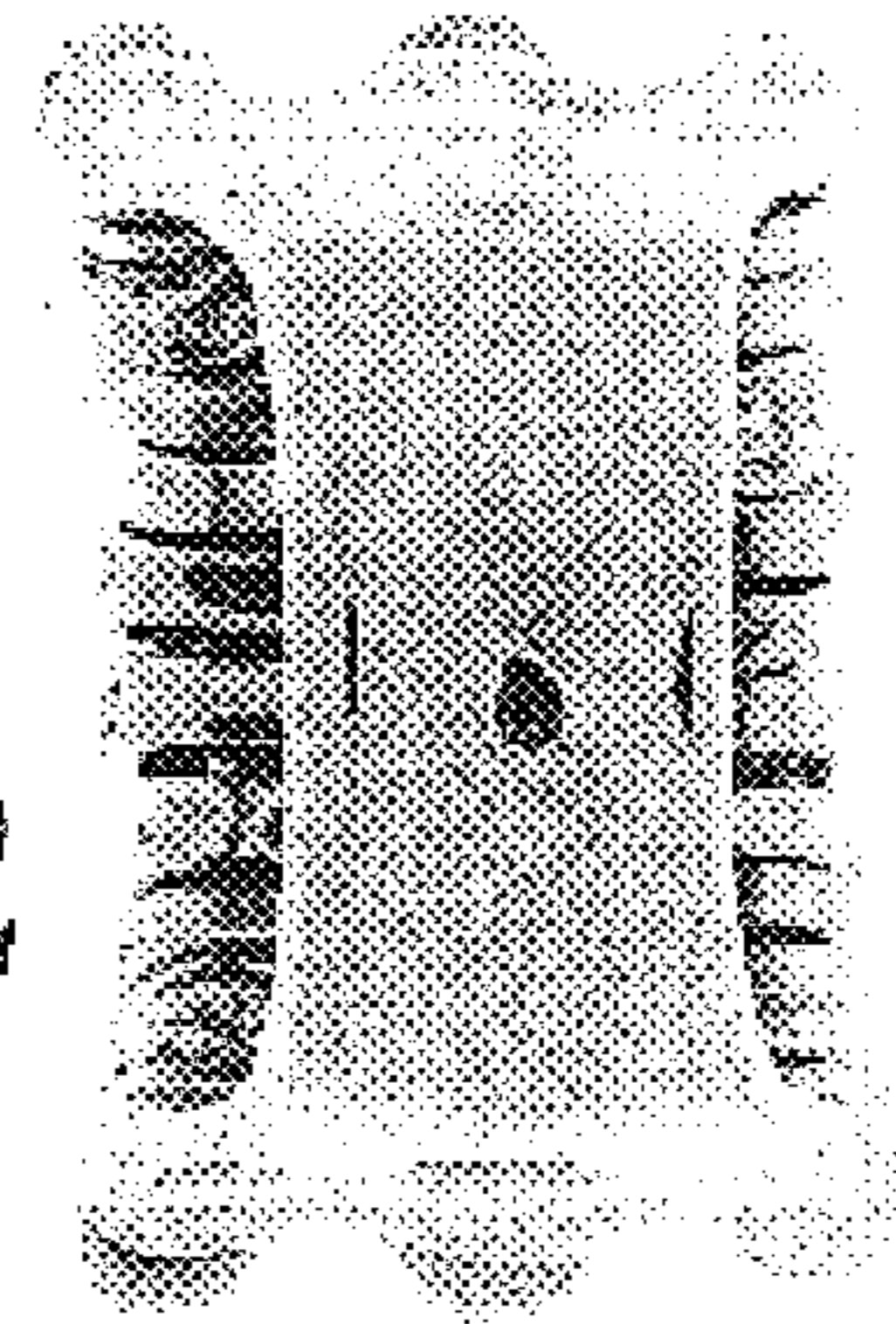


Fig. 2

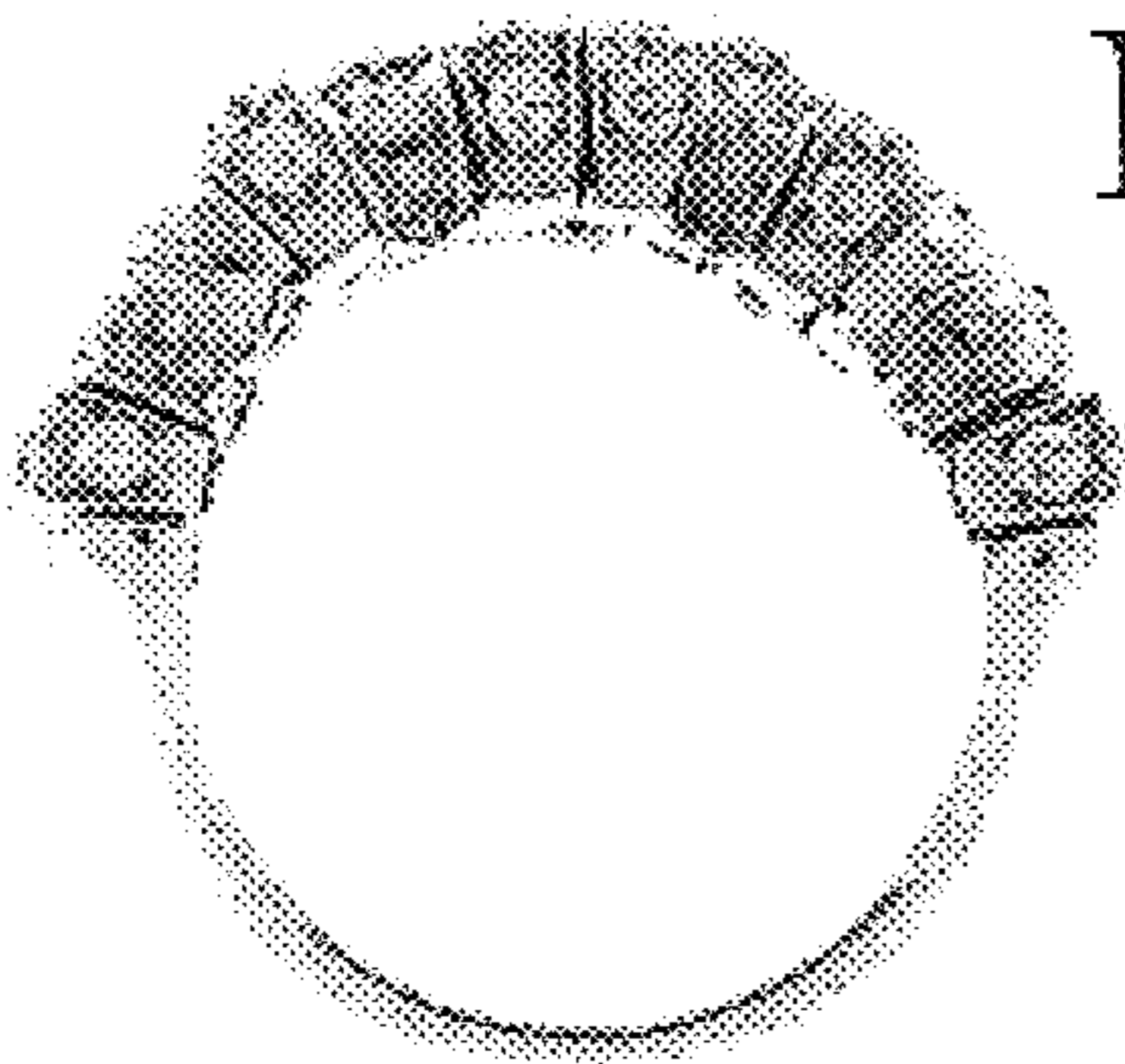


Fig. 3




Fig. 4




Fig. 5




Fig. 6




Fig. 7