

US00D495242S1

(12) **United States Design Patent**  
**Kucera et al.**

(10) **Patent No.: US D495,242 S**  
(45) **Date of Patent: \*\* Aug. 31, 2004**

(54) **ORNAMENT HANGER**

(75) Inventors: **David Michael Kucera**, Chanhassen,  
MN (US); **Elizabeth Denise Kucera**,  
Chanhassen, MN (US)

(73) Assignee: **David Kucera**, Chanhassen, MN (US)

(\*\*) Term: **14 Years**

(21) Appl. No.: **29/173,121**

(22) Filed: **Dec. 20, 2002**

(51) **LOC (7) Cl.** ..... **08-05**

(52) **U.S. Cl.** ..... **D8/367**

(58) **Field of Search** ..... D8/370, 373, 367;  
D11/130; 248/339, 317, 301-304, 916,  
306, 231.81; 24/375; 211/113

(56) **References Cited**

**U.S. PATENT DOCUMENTS**

D19,046 S \* 4/1889 Williamson ..... D8/367  
D21,870 S \* 9/1892 Tucker ..... D8/367  
1,333,692 A \* 3/1920 Burnbaum ..... 248/215

D128,250 S \* 7/1941 Brandstein ..... D8/367  
D206,660 S \* 1/1967 Wester ..... D8/367  
4,966,344 A 10/1990 Gary  
5,383,638 A 1/1995 Dieringer  
D369,292 S 4/1996 Gary  
5,624,094 A 4/1997 Protz, Jr.  
D398,516 S 9/1998 Brown  
5,996,675 A \* 12/1999 Sturgis ..... 160/349.2  
D436,838 S 1/2001 Kirk

\* cited by examiner

*Primary Examiner*—Pamela Burgess

(57) **CLAIM**

The ornamental design for an ornament hanger, as shown and described.

**DESCRIPTION**

FIG. 1 is a right side elevational view of our ornament hanger showing our new design.  
FIG. 2 is a left side elevational view thereof;  
FIG. 3 is a front elevational view thereof; and,  
FIG. 4 is a rear elevational view thereof.

**1 Claim, 4 Drawing Sheets**





Figure 1



Figure 2




Figure 3




Figure 4

UNITED STATES PATENT AND TRADEMARK OFFICE  
**CERTIFICATE OF CORRECTION**

PATENT NO. : Des. 495,242 S  
APPLICATION NO. : 29/173121  
DATED : August 31, 2004  
INVENTOR(S) : Kucera et al.

Page 1 of 6

It is certified that error appears in the above-identified patent and that said Letters Patent is hereby corrected as shown below:

The title page showing the illustrative figure should be deleted to be replaced with the attached title page.

Drawing sheets, consisting of figs. 1-4, should be deleted to be replaced with the drawing sheets, consisting of figs. 1-4, as shown on the attached page.

Signed and Sealed this

Seventeenth Day of June, 2008

A handwritten signature in black ink that reads "Jon W. Dudas". The signature is written in a cursive style with a large, looped initial "J".

JON W. DUDAS

*Director of the United States Patent and Trademark Office*

(12) **United States Design Patent** (10) Patent No.: **US D495,242 S**  
 Kucera et al. (45) Date of Patent: **\*\* Aug. 31, 2004**

(54) **ORNAMENT HANGER**

(75) Inventors: **David Michael Kucera, Chanhassen, MN (US); Elizabeth Denise Kucera, Chanhassen, MN (US)**

(73) Assignee: **David Kucera, Chanhassen, MN (US)**

(\*\*) Term: **14 Years**

(21) Appl. No.: **29/173,121**

(22) Filed: **Dec. 20, 2003**

(51) LOC (7) CL ..... **08-05**

(52) U.S. CL ..... **D8/367**

(58) Field of Search ..... **D8/370, 373, 367; D11/130; 248/339, 317, 301-304, 916, 306, 231.81; 24/375; 211/113**

(56) **References Cited**

**U.S. PATENT DOCUMENTS**

- D19,046 S \* 4/1889 Williamson ..... D8/367
- D21,870 S \* 9/1892 Tucker ..... D8/367
- 1,333,692 A \* 3/1920 Barnham ..... 248/215

- D128,250 S \* 7/1941 Brandstein ..... D8/367
- D206,660 S \* 1/1967 Wester ..... D8/367
- 4,966,344 A 10/1990 Gary
- 5,383,638 A 1/1995 Dieringer
- D369,292 S 4/1996 Gary
- 5,624,094 A 4/1997 Frotz, Jr.
- D398,516 S 9/1998 Brown
- 5,996,675 A \* 12/1999 Surgis ..... 160/349.2
- D436,838 S 1/2001 Kirk

\* cited by examiner

*Primary Examiner*—**Pamela Burgess**

(57) **CLAIM**

The ornamental design for an ornament hanger, as shown and described.

**DESCRIPTION**

FIG. 1 is a right side elevational view of our ornament hanger showing our new design.  
 FIG. 2 is a left side elevational view thereof;  
 FIG. 3 is a front elevational view thereof; and,  
 FIG. 4 is a rear elevational view thereof.

**1 Claim, 4 Drawing Sheets**






UNITED STATES PATENT AND TRADEMARK OFFICE  
**CERTIFICATE OF CORRECTION**

PATENT NO. : Des. 495,242 S  
APPLICATION NO. : 29/173121  
DATED : August 31, 2004  
INVENTOR(S) : Kucera et al.

Page 3 of 6

It is certified that error appears in the above-identified patent and that said Letters Patent is hereby corrected as shown below:

In the drawings, Sheet 1, the attached photograph replaces the originally submitted photograph, to result in a clearly reproduced depiction of the design.






UNITED STATES PATENT AND TRADEMARK OFFICE  
**CERTIFICATE OF CORRECTION**

PATENT NO. : Des. 495,242 S  
APPLICATION NO. : 29/173121  
DATED : August 31, 2004  
INVENTOR(S) : Kucera et al.

Page 4 of 6

It is certified that error appears in the above-identified patent and that said Letters Patent is hereby corrected as shown below:

In the drawings, Sheet 2, the attached photograph replaces the originally submitted photograph, to result in a clearly reproduced depiction of the design.




UNITED STATES PATENT AND TRADEMARK OFFICE  
**CERTIFICATE OF CORRECTION**

PATENT NO. : Des. 495,242 S  
APPLICATION NO. : 29/173121  
DATED : August 31, 2004  
INVENTOR(S) : Kucera et al.

Page 5 of 6

It is certified that error appears in the above-identified patent and that said Letters Patent is hereby corrected as shown below:

In the drawings, Sheet 3, the attached photograph replaces the originally submitted photograph, to result in a clearly reproduced depiction of the design.



UNITED STATES PATENT AND TRADEMARK OFFICE  
**CERTIFICATE OF CORRECTION**

PATENT NO. : Des. 495,242 S  
APPLICATION NO. : 29/173121  
DATED : August 31, 2004  
INVENTOR(S) : Kucera et al.

Page 6 of 6

It is certified that error appears in the above-identified patent and that said Letters Patent is hereby corrected as shown below:

In the drawings, Sheet 4, the attached photograph replaces the originally submitted photograph, to result in a clearly reproduced depiction of the design.

