

US00D495232S1

(12) **United States Design Patent**
Fields

(10) **Patent No.:** **US D495,232 S**

(45) **Date of Patent:** **** Aug. 31, 2004**

(54) **PULL**

(75) **Inventor:** **Betsy Fields, Silverton, CO (US)**

(73) **Assignee:** **Liberty Hardware Mfg. Corp.,
Winston-Salem, NC (US)**

(**) **Term:** **14 Years**

(21) **Appl. No.:** **29/175,111**

(22) **Filed:** **Jan. 30, 2003**

(51) **LOC (7) Cl. 08-06**

(52) **U.S. Cl. D8/317; D8/315**

(58) **Field of Search D8/300, 307, 315-320,
D8/DIG. 1; 16/110.1, 111.1**

(56) **References Cited**

U.S. PATENT DOCUMENTS

- D175,473 S * 8/1955 Leichter D8/317
- D182,602 S * 4/1958 Leichter D8/317
- D197,209 S * 12/1963 Plumridge D8/317

- D200,196 S * 2/1965 Carsello D8/317
- D343,107 S * 1/1994 Fulton D8/315
- D372,659 S * 8/1996 De'Armond D8/317

* cited by examiner

Primary Examiner—Adir Aronovich

(74) *Attorney, Agent, or Firm*—Edgar A. Zarins; Lloyd D. Doigan

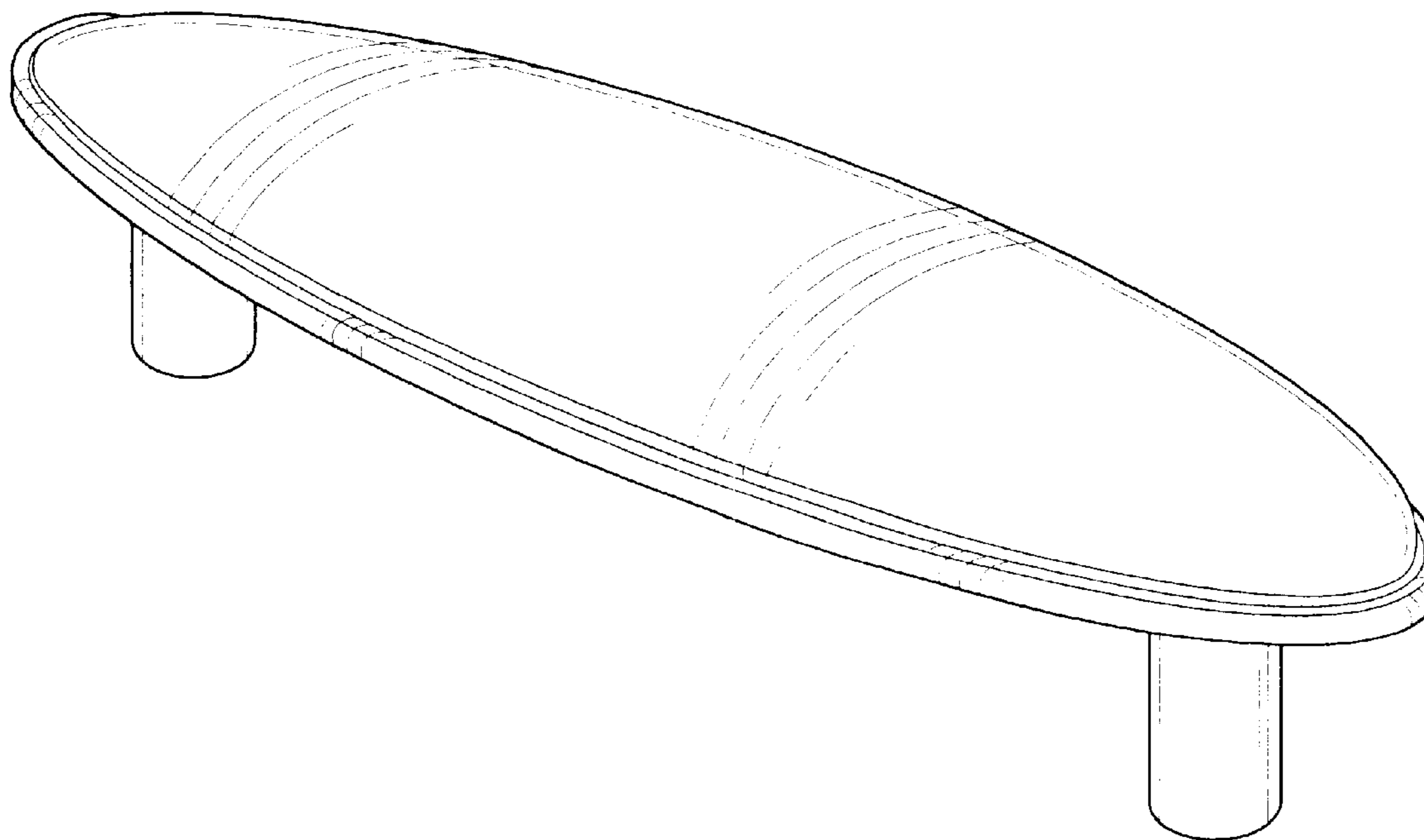
(57) **CLAIM**

The ornamental design for a pull, as shown and described.

DESCRIPTION

FIG. 1 is a perspective view of a pull showing my new design;
 FIG. 2 is a front view thereof;
 FIG. 3 is a side elevational view thereof, the opposite side being a mirror image of the side shown; and,
 FIG. 4 is an end view thereof, the opposite end being a mirror image of the end shown.

1 Claim, 2 Drawing Sheets



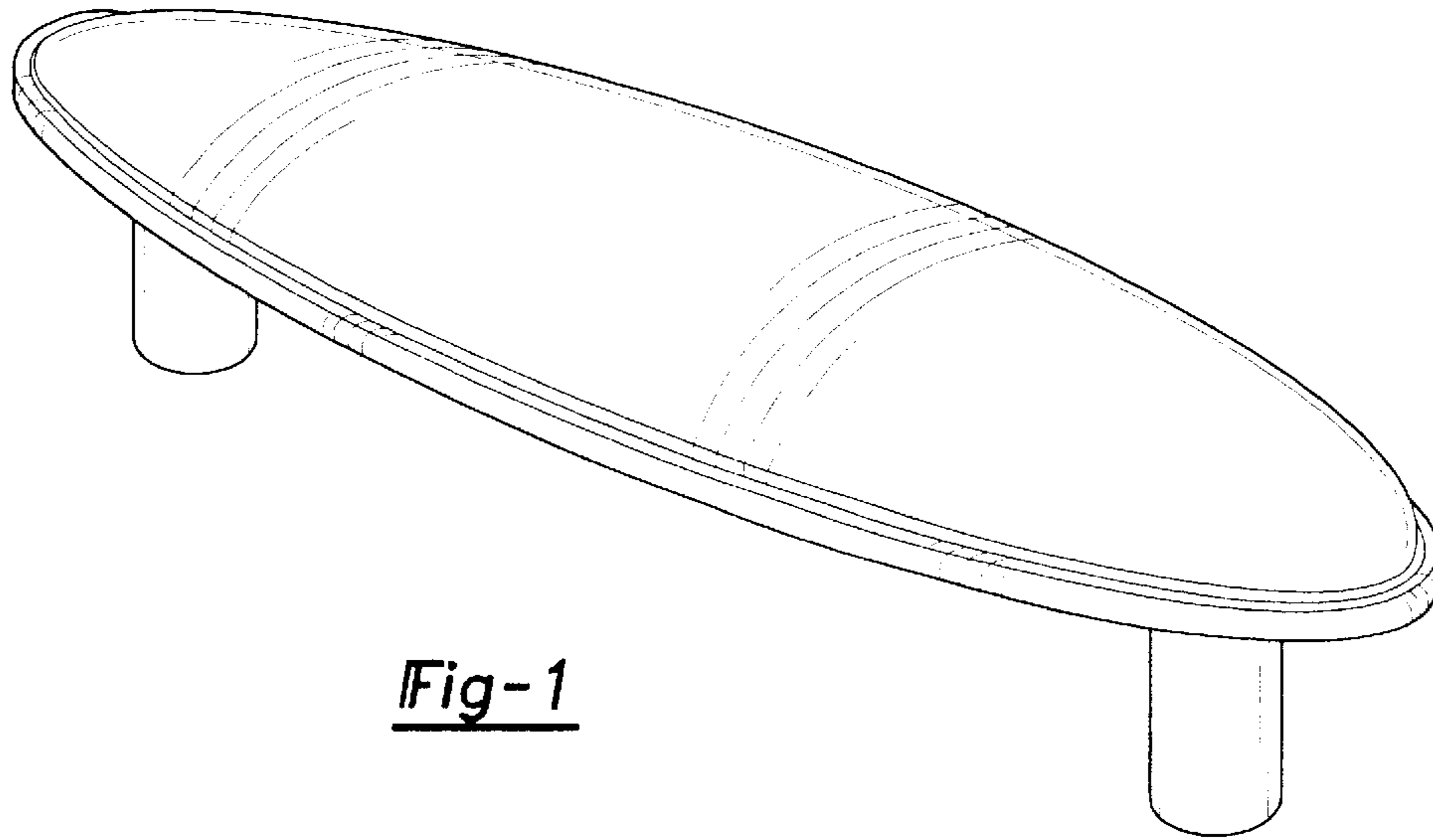


Fig-1




Fig-2




Fig-3




Fig-4