

US00D495229S1

(12) **United States Design Patent** (10) **Patent No.:** **US D495,229 S**
Ellis et al. (45) **Date of Patent:** **** Aug. 31, 2004**

(54) **DOOR HANDLESET**

(75) Inventors: **Phillip C. Ellis**, Reading, PA (US);
Rockwood T. Roberts, III, Shillington, PA (US)

(73) Assignee: **Newfrey LLC**, Newark, DE (US)

(**) Term: **14 Years**

(21) Appl. No.: **29/164,844**

(22) Filed: **Aug. 1, 2002**

(51) **LOC (7) Cl.** **08-06**

(52) **U.S. Cl.** **D8/301; D8/317; D8/350**

(58) **Field of Search** D8/301, 302, 308,
D8/316, 317, 320, 321, 350, 352, 353;
16/402, 412; 70/450, 452; 292/347, 356,
357, 336.3

(56) **References Cited**

U.S. PATENT DOCUMENTS

D391,827 S	*	3/1998	Carsello	D8/321
D391,829 S	*	3/1998	Carsello	D8/321
D391,830 S	*	3/1998	Carsello	D8/321
D425,392 S	*	5/2000	Lin	D8/302
D471,786 S	*	3/2003	Ellis et al.	D8/350

OTHER PUBLICATIONS

Weiser Classic entrance handle locks Catalog, Feb. 1968 p. 3 (handle lock No. A640).*

* cited by examiner

Primary Examiner—Adir Aronovich

(74) *Attorney, Agent, or Firm*—Richard J. Veltman; John D. Del Ponti

(57) **CLAIM**

The ornamental design for a door handleset, as shown and described.

DESCRIPTION

FIG. 1 is a perspective view of the door handleset showing our new design;

FIG. 2 is a front elevational view thereof;

FIG. 3 is a right side elevational view thereof;

FIG. 4 is a left side elevational view thereof;

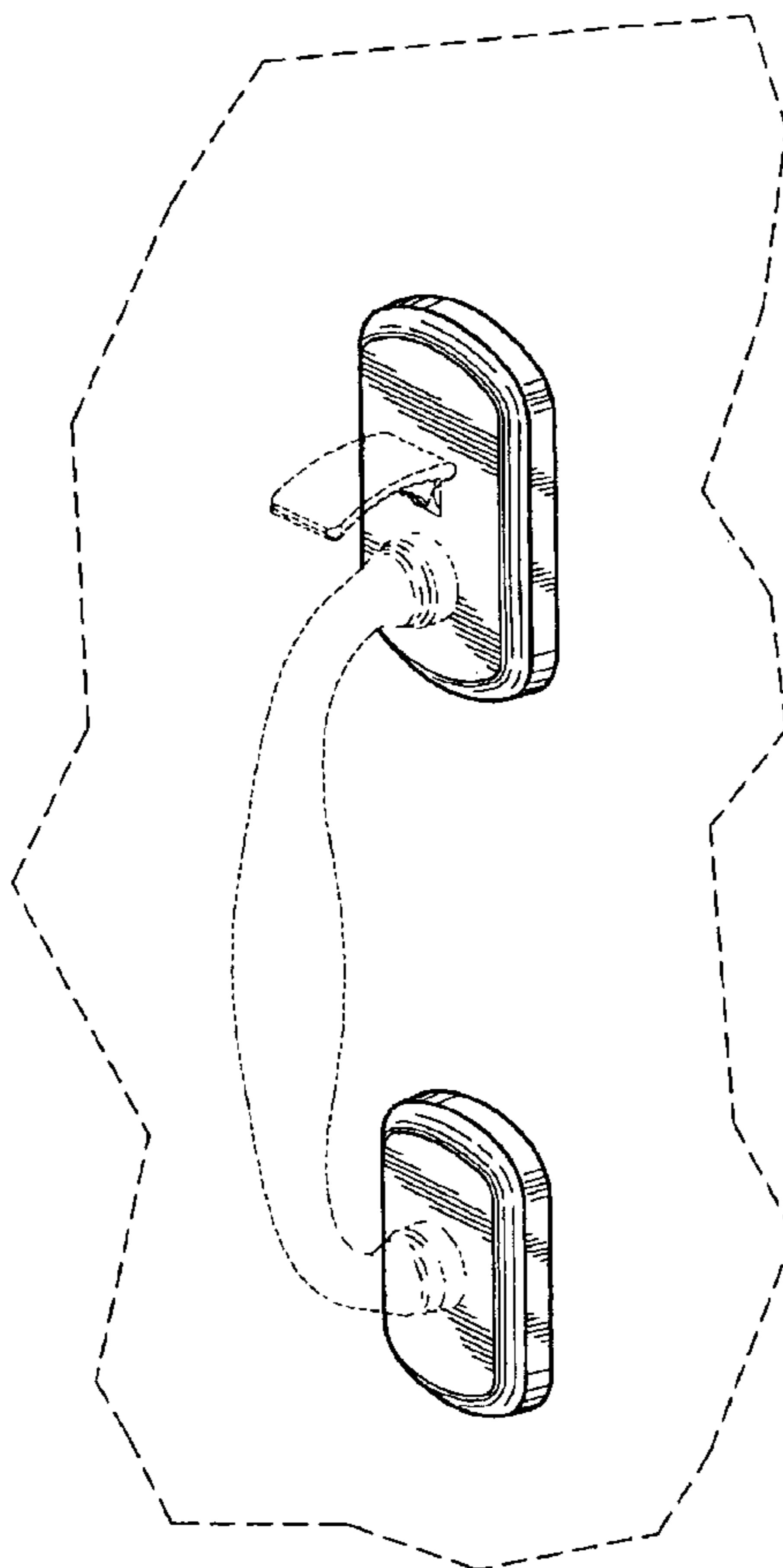
FIG. 5 is a bottom plan view thereof;

FIG. 6 is a top plan view thereof; and,

FIG. 7 is a rear elevational view thereof.

The broken lines showing the handle, thumb piece and fragmentary portion of the door in FIG. 1 are for illustrative purposes only and form no part of the claimed design.

1 Claim, 6 Drawing Sheets



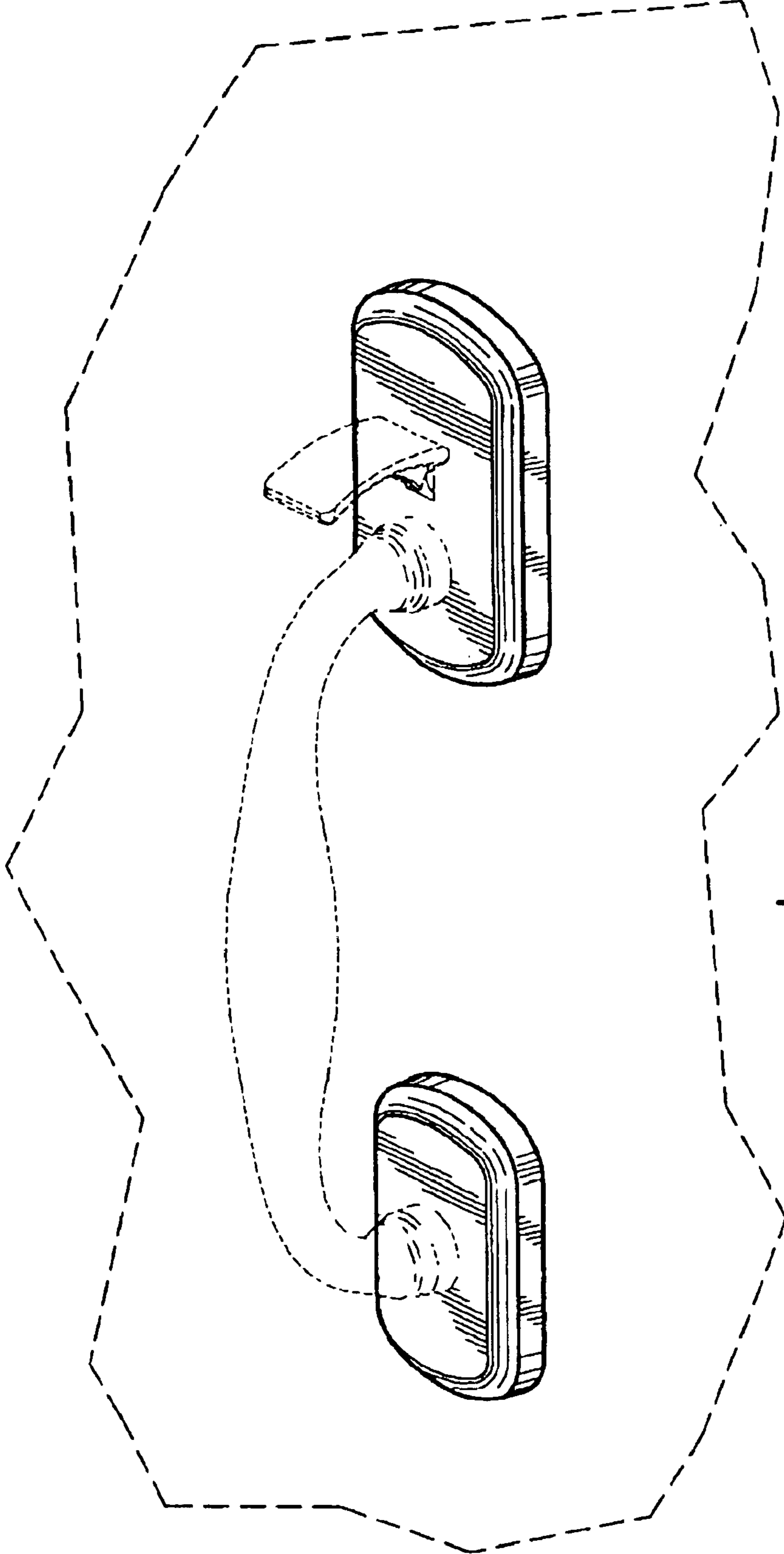


Figure - 1




Figure - 2






Figure - 3





Figure - 4



Figure - 5



Figure - 6




Figure - 7

