

US00D495227S1

(12) **United States Design Patent**  
**Hung**

(10) **Patent No.:** **US D495,227 S**

(45) **Date of Patent:** **\*\* Aug. 31, 2004**

(54) **HANDLE FOR A HANDTOOL**

6,386,070 B1 \* 5/2002 Hong ..... 81/20  
D469,327 S \* 1/2003 Chen ..... D8/107

(76) Inventor: **Yi-Kung Hung**, No. 29, Potou St.,  
Lonchin Li, Lukang Chen, Changhua  
Hsien (TW)

\* cited by examiner

(\*\*) Term: **14 Years**

*Primary Examiner*—Philip S. Hyder  
(74) *Attorney, Agent, or Firm*—Dennison, Schultz,  
Dougherty & MacDonald

(21) Appl. No.: **29/187,574**

(57) **CLAIM**

(22) Filed: **Aug. 5, 2003**

The ornamental design for a handle for a handtool, as shown  
and described.

(51) **LOC (7) Cl.** ..... **08-02**

(52) **U.S. Cl.** ..... **D8/80; D8/107**

(58) **Field of Search** ..... D8/75, 76, 77,  
D8/78, 79, 80, 81, 107; 81/21, 22, 23, 24,  
25, 489; 7/143, 146

**DESCRIPTION**

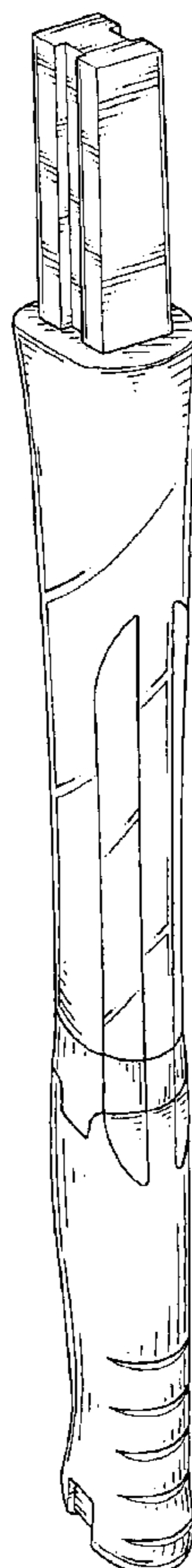
(56) **References Cited**

**U.S. PATENT DOCUMENTS**

4,418,732 A	*	12/1983	Kolonia	.....	81/489
D288,897 S	*	3/1987	Kalberer	.....	D8/80
D350,470 S	*	9/1994	Majors et al.	.....	D8/80
D408,703 S	*	4/1999	Hreha et al.	.....	D8/80
D426,129 S	*	6/2000	Pringle et al.	.....	D8/80
D431,988 S	*	10/2000	Staton	.....	D8/75
D432,381 S	*	10/2000	Khachatoorian	.....	D8/80
D444,689 S	*	7/2001	Staton et al.	.....	D8/80

FIG. 1 is a perspective view of the handle for a handtool showing my new design;  
FIG. 2 is a front elevational view thereof;  
FIG. 3 is a rear elevational view thereof;  
FIG. 4 is a left side view thereof;  
FIG. 5 is a right side view thereof;  
FIG. 6 is a top plan view thereof;  
FIG. 7 is a bottom plan view thereof; and,  
FIG. 8 is a referential operational side plan view of the handle for a handtool attached to a hammer head, wherein the broken lines are shown for illustrative purposes only and form no part of the claimed design.

**1 Claim, 5 Drawing Sheets**



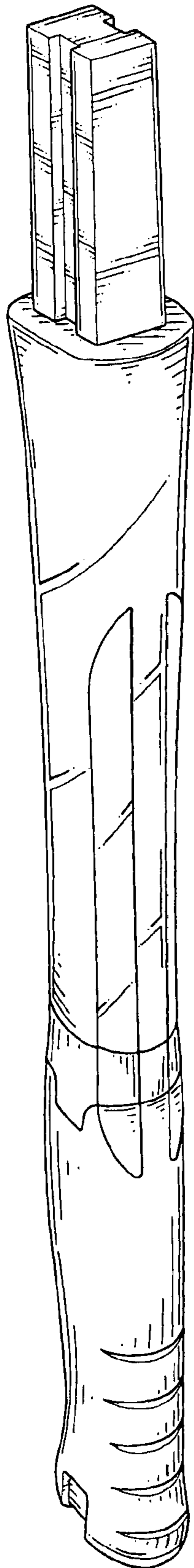


FIG. 1




FIG. 2

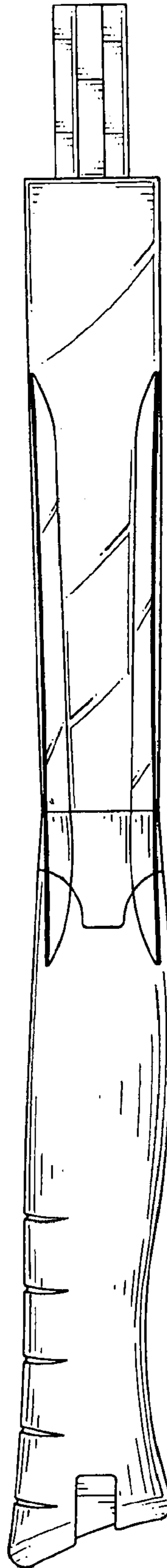


FIG. 3

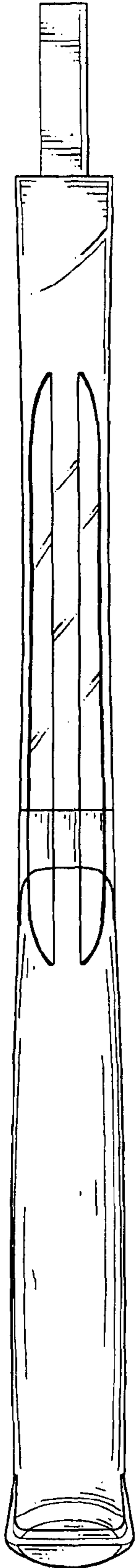


FIG. 4

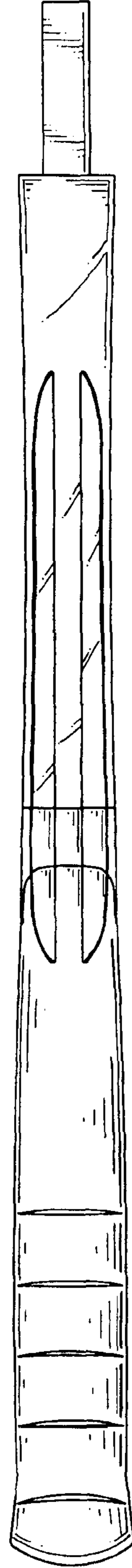


FIG. 5

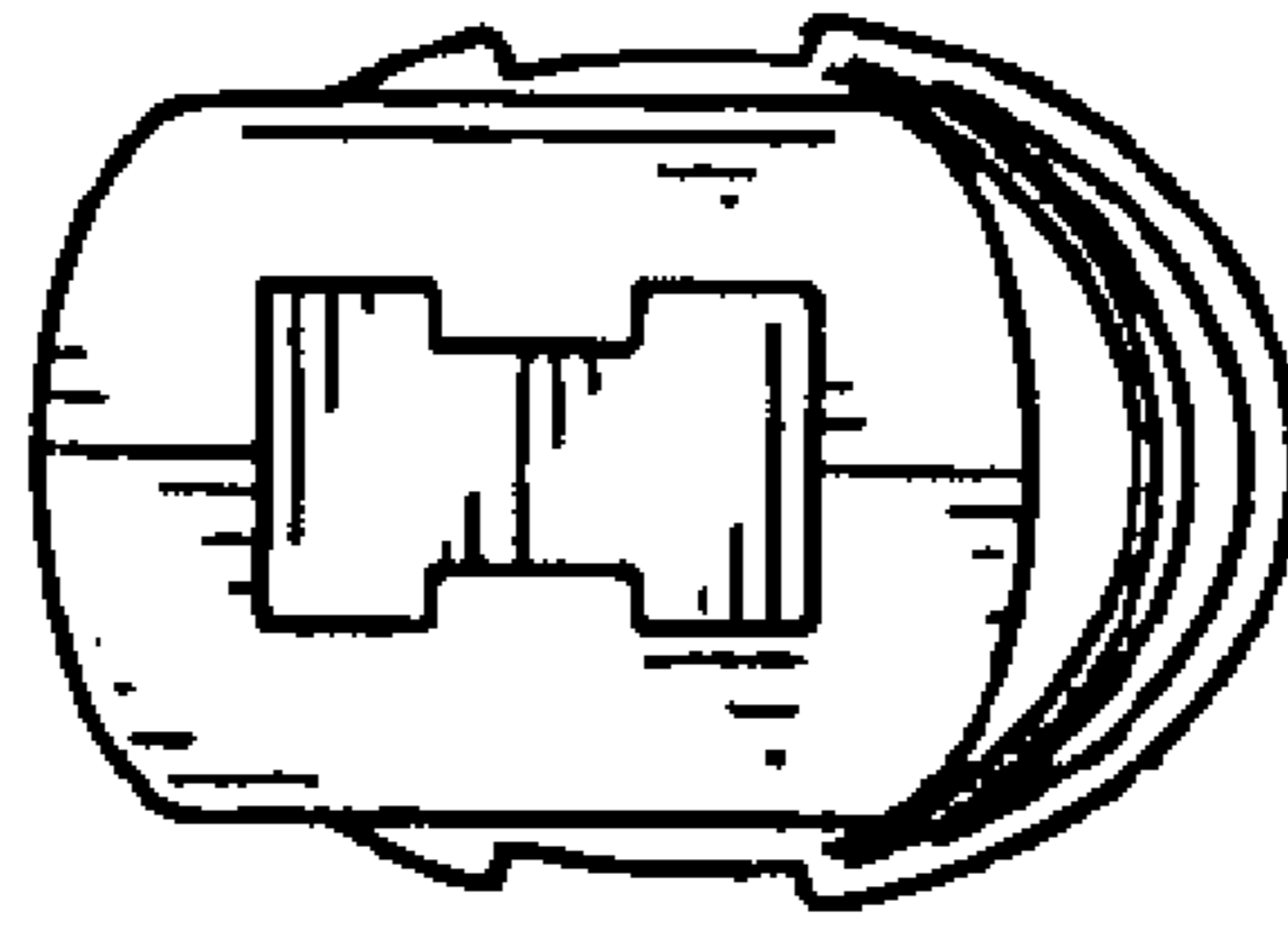


FIG. 6

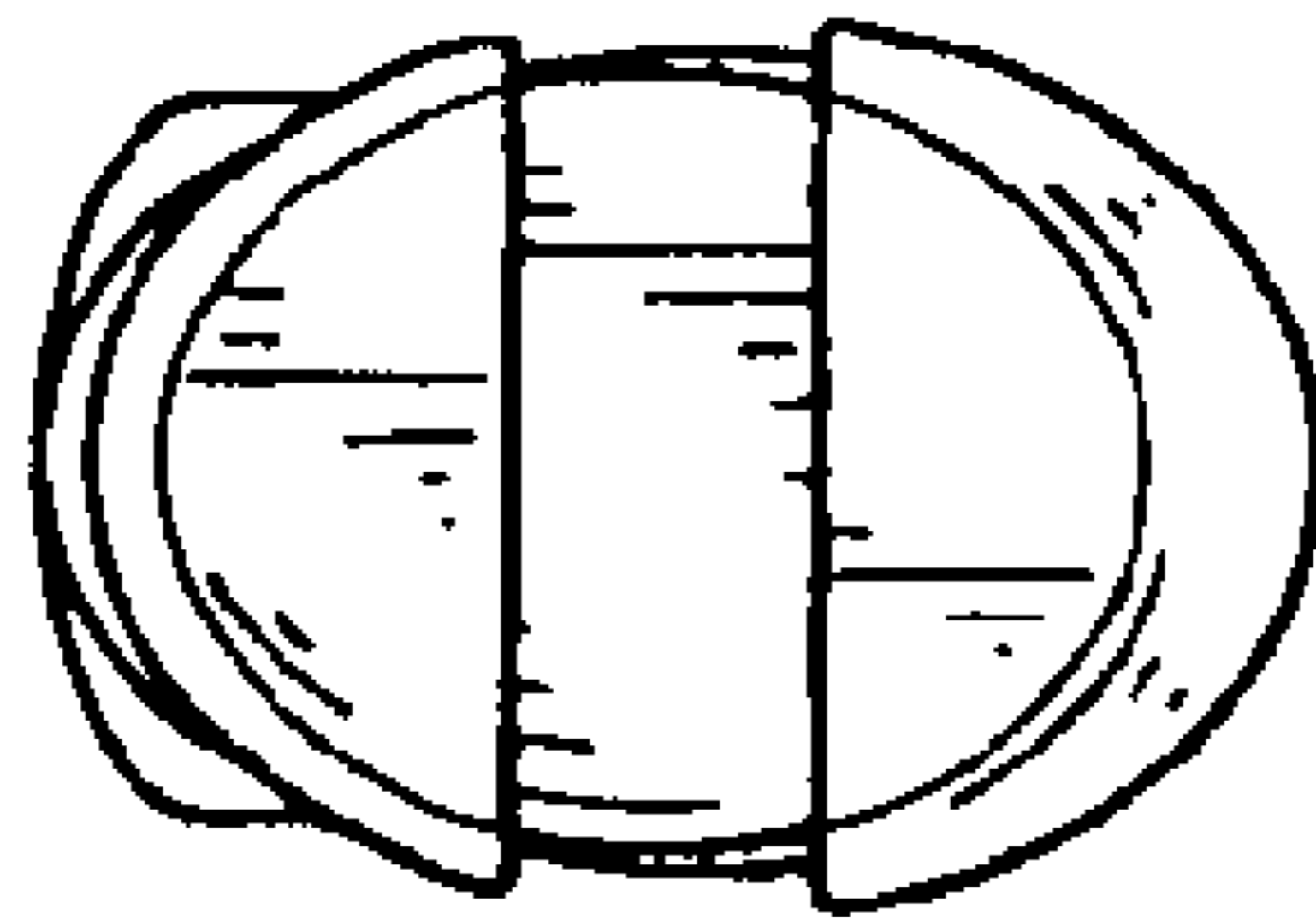


FIG. 7

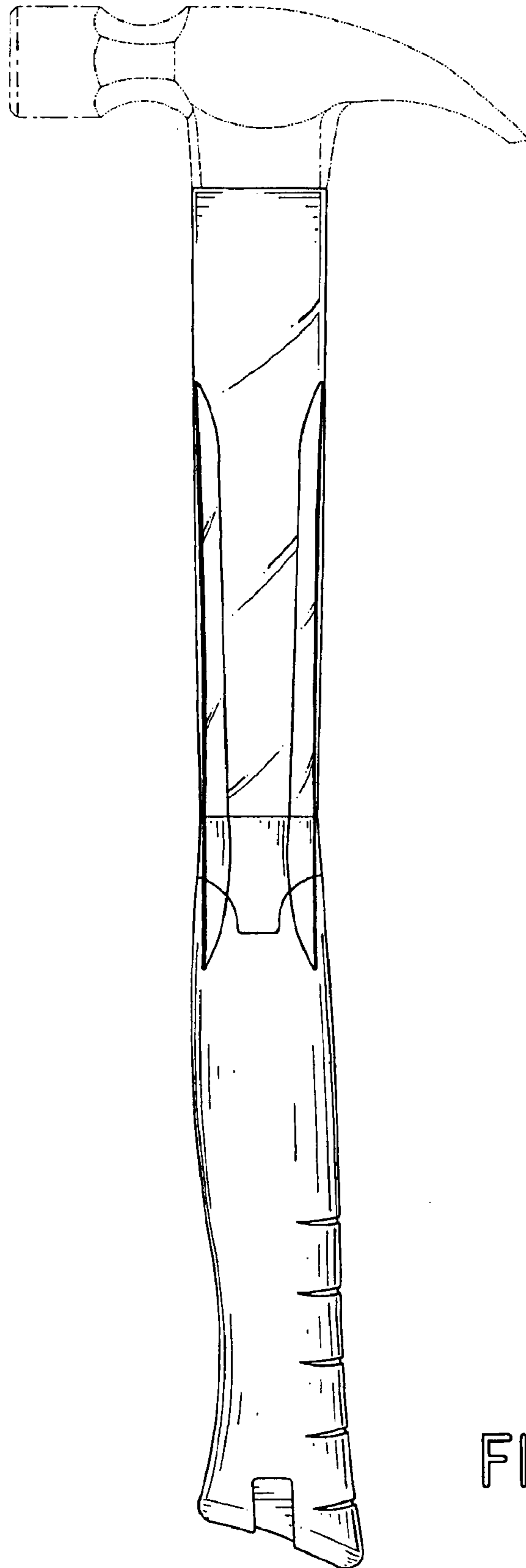


FIG. 8