

US00D495211S1

(12) **United States Design Patent** (10) **Patent No.:** **US D495,211 S**
Brown et al. (45) **Date of Patent:** **** Aug. 31, 2004**

(54) **TRIANGULAR PLATE**

(75) Inventors: **S. Scott Brown**, Minneapolis, MN
 (US); **Ruth Thompson**, Wheaton, IL
 (US)

(73) Assignee: **Columbia Insurance Company**,
 Omaha, NE (US)

(**) Term: **14 Years**

(21) Appl. No.: **29/186,268**

(22) Filed: **Jul. 11, 2003**

(51) **LOC (7) Cl.** **07-01**

(52) **U.S. Cl.** **D7/584; D7/587**

(58) **Field of Search** D7/360, 394, 584-587,
 D7/565, 571, 560, 545, 555.1, 554.1-554.4,
 548; 220/223.83, 574; 211/74; D9/431,
 432, 655-657; 229/106

D289,246 S 4/1987 Ritman
 D289,717 S * 5/1987 Ritman D7/586
 D291,757 S * 9/1987 Ritman D7/584
 5,172,826 A 12/1992 Celaya
 D340,617 S 10/1993 Douglas
 D362,155 S 9/1995 Yee
 D362,594 S 9/1995 McEntee
 5,934,472 A 8/1999 Ramirez et al.
 D424,879 S 5/2000 Biber
 D428,770 S * 8/2000 Wellner D7/545
 D478,476 S * 8/2003 Wellner D7/584
 D478,477 S * 8/2003 Tisdale et al. D7/586
 D481,262 S * 10/2003 Tisdale et al. D7/586
 D488,352 S * 4/2004 Tisdale et al. D7/586

* cited by examiner

Primary Examiner—Charles A. Rademaker
 (74) *Attorney, Agent, or Firm*—Naal, Gerber & Eisenberg,
 LLP

(57) **CLAIM**

The ornamental design for a triangular plate, as shown.

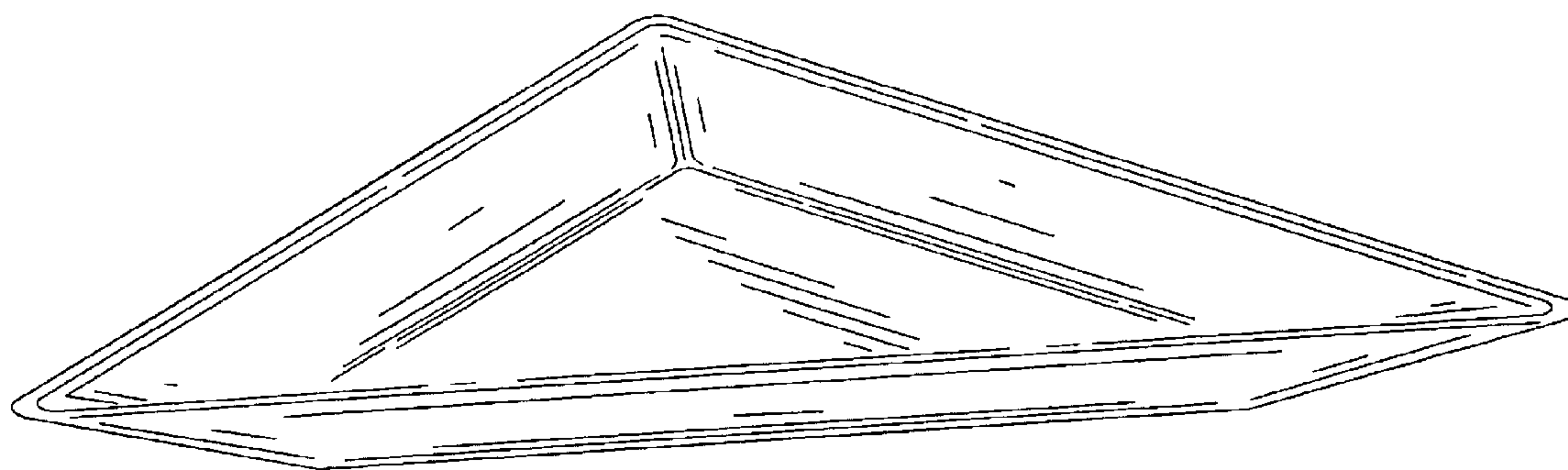
DESCRIPTION

FIG. 1 is a top plan view of a triangular plate showing our new design;
 FIG. 2 is a bottom plan view thereof;
 FIG. 3 is a rear elevation thereof;
 FIG. 4 is a front elevation thereof;
 FIG. 5 is a left side elevation thereof;
 FIG. 6 is a right side elevation thereof; and,
 FIG. 7 is a top perspective view thereof.

1 Claim, 5 Drawing Sheets

(56) **References Cited**
 U.S. PATENT DOCUMENTS

184,814 A 11/1876 Adam
 1,607,864 A 11/1926 Butler
 D75,939 S * 7/1928 Tennhardt D7/584
 D94,245 S * 1/1935 Sebring D7/584
 2,050,206 A 8/1936 Chaplin
 D214,678 S * 7/1969 Weeber D7/543
 3,792,809 A 2/1974 Schneider et al.
 D264,791 S 6/1982 Conti
 D264,792 S 6/1982 Conti
 D288,396 S 2/1987 Ritman
 D289,245 S 4/1987 Ritman



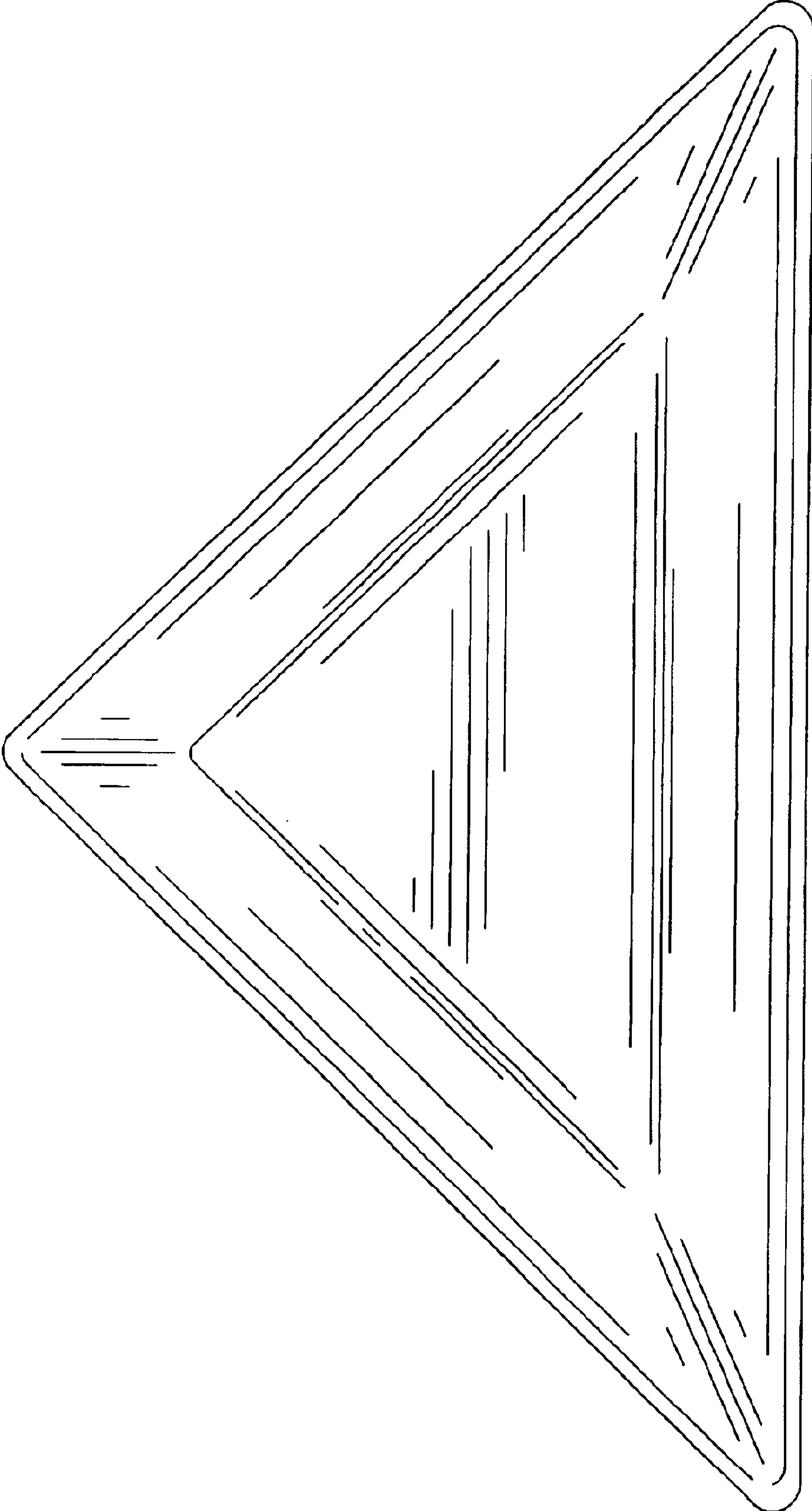


FIG. 1

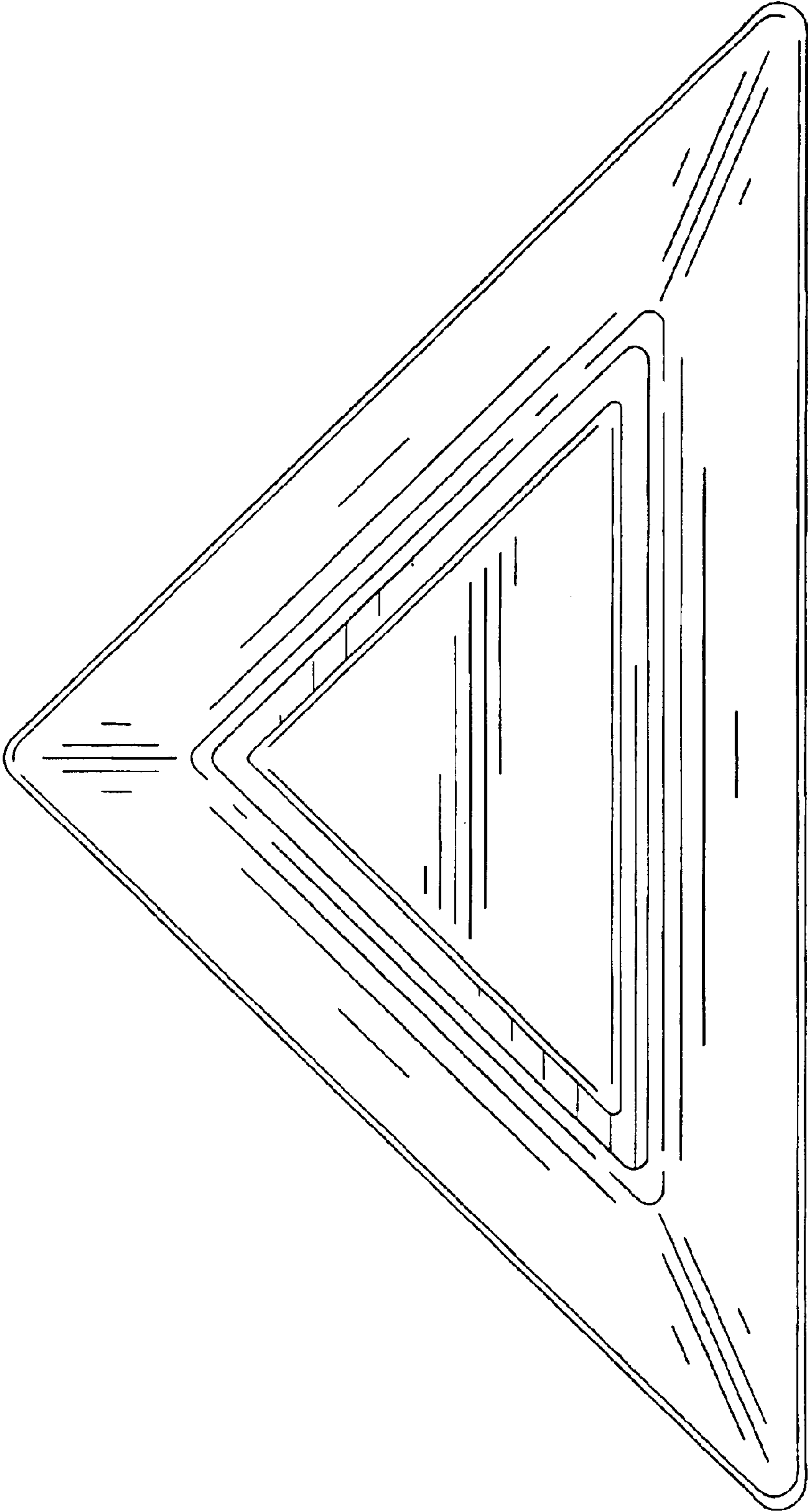


FIG. 2

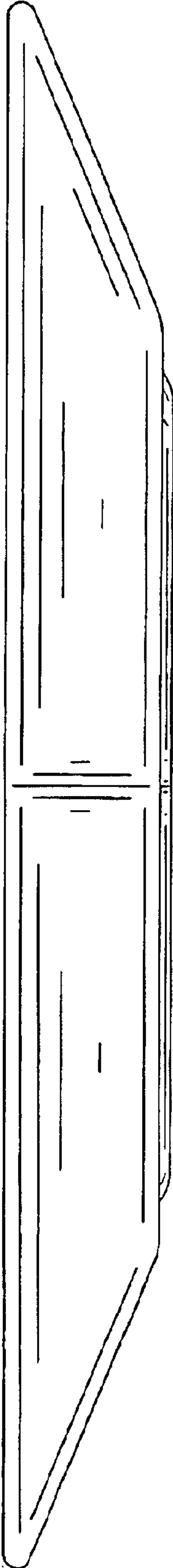


FIG. 3




FIG. 4




FIG. 5

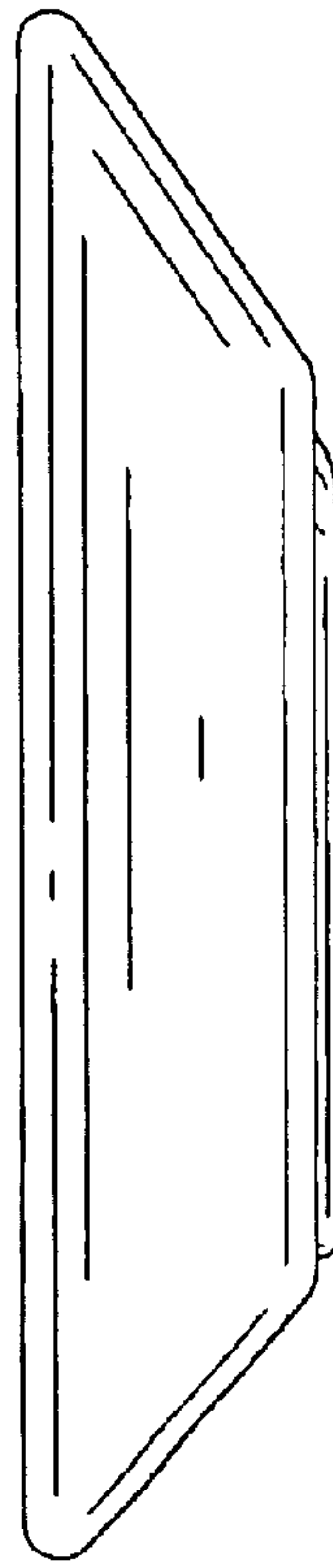


FIG. 6

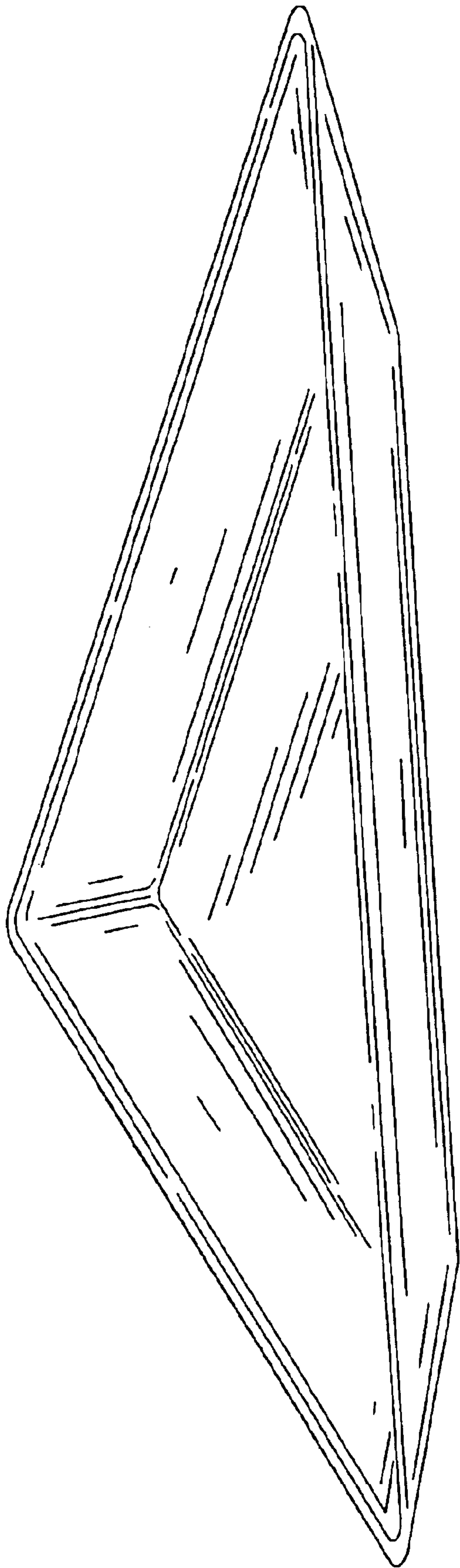


FIG. 7