

US00D495208S1

(12) **United States Design Patent**  
**Putnam**

(10) **Patent No.:** **US D495,208 S**

(45) **Date of Patent:** **\*\* Aug. 31, 2004**

(54) **BEVERAGE VESSEL**

(75) **Inventor:** **Allen Putnam**, Carson City, NV (US)

(73) **Assignee:** **Marketing Specialists, Inc.**, Rogers, AR (US)

(\*\*) **Term:** **14 Years**

(21) **Appl. No.:** **29/196,509**

(22) **Filed:** **Dec. 30, 2003**

(51) **LOC (7) Cl.** ..... **07-01**

(52) **U.S. Cl.** ..... **D7/509; D7/300.1**

(58) **Field of Search** ..... **D7/532, 523, 300, D7/300.1, 509, 510, 511, 533, 536; 206/218; 220/630, 23.86, 713, 703, 718, 705, 710.5, 714, 708; 215/396, 398, 307, 11.6; D9/505, 500; D26/11**

(56) **References Cited**

**U.S. PATENT DOCUMENTS**

2,776,691	A	*	1/1957	Tupper	.....	220/256.1
2,782,614	A	*	2/1957	Currie	.....	220/718
D265,974	S	*	8/1982	Gombert	.....	D9/503
D286,604	S	*	11/1986	Bierlein et al.	.....	D7/523
4,852,757	A	*	8/1989	Gold	.....	220/403
5,020,680	A	*	6/1991	Bale	.....	215/11.6
D371,304	S	*	7/1996	Onneweer	.....	D9/503
D374,147	S	*	10/1996	Lillelund et al.	.....	D7/300.1

D377,293	S	*	1/1997	Husted	.....	D7/510
D386,644	S	*	11/1997	Orrico et al.	.....	D7/300
D387,619	S	*	12/1997	Gross et al.	.....	D7/510
D408,689	S	*	4/1999	Kato	.....	D7/608
D421,139	S	*	2/2000	Garcia-Maldonado	.....	D26/11
D424,875	S	*	5/2000	Husted	.....	D7/510
D428,768	S	*	8/2000	Betras	.....	D7/510
D451,760	S	*	12/2001	Fox	.....	D7/510
D451,761	S	*	12/2001	Poly	.....	D7/523
D471,064	S	*	3/2003	Renz	.....	D7/523
D472,101	S	*	3/2003	Janky	.....	D7/532

\* cited by examiner

*Primary Examiner*—M. N. Pandozzi

(57) **CLAIM**

The ornamental design for a beverage vessel, as shown.

**DESCRIPTION**

FIG. 1 is a perspective view of a beverage vessel showing my new design;

FIG. 2 is an exploded perspective view thereof;

FIG. 3 is an side elevation view thereof; all other side elevation views being identical.

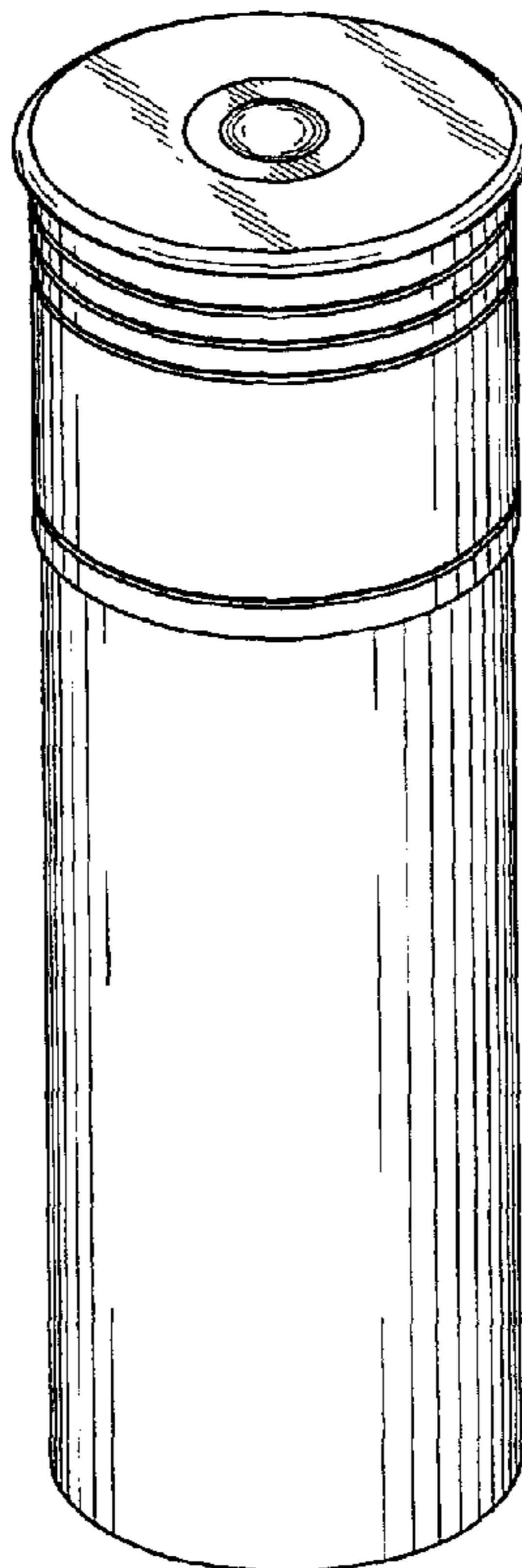
FIG. 4 is an exploded side elevation view thereof;

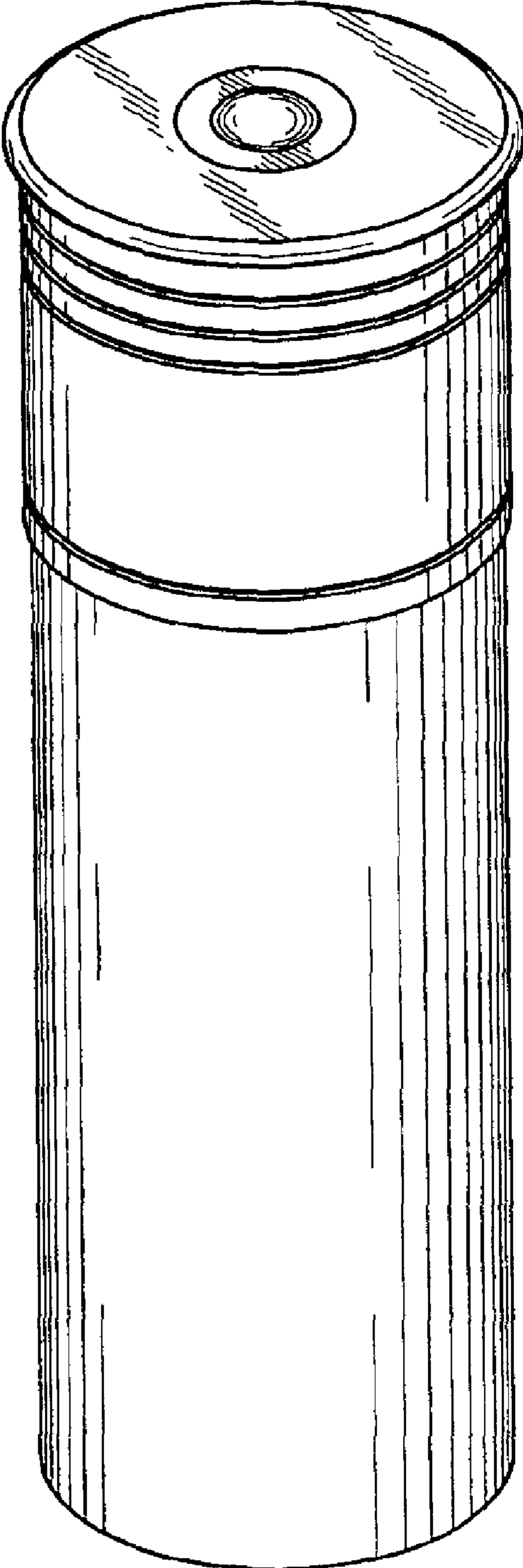
FIG. 5 is a top plan view thereof; and,

FIG. 6 is a bottom plan view thereof.

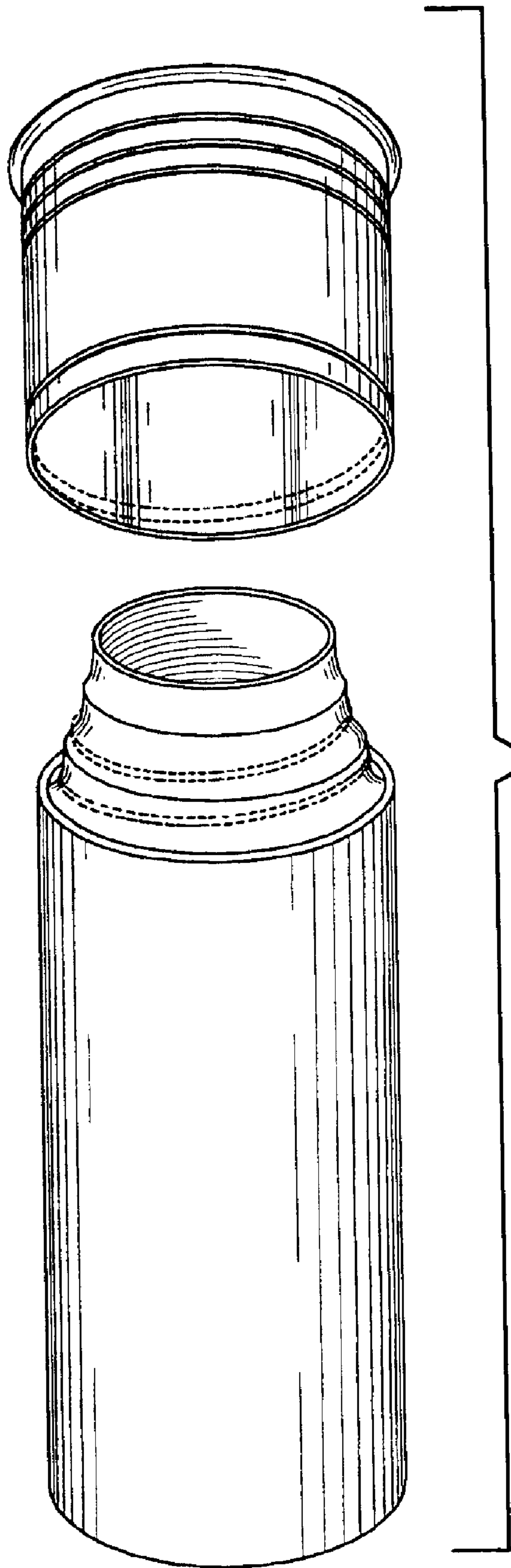
The broken lines in the drawings are for illustrative purposes only and form no part of the claimed design.

**1 Claim, 4 Drawing Sheets**

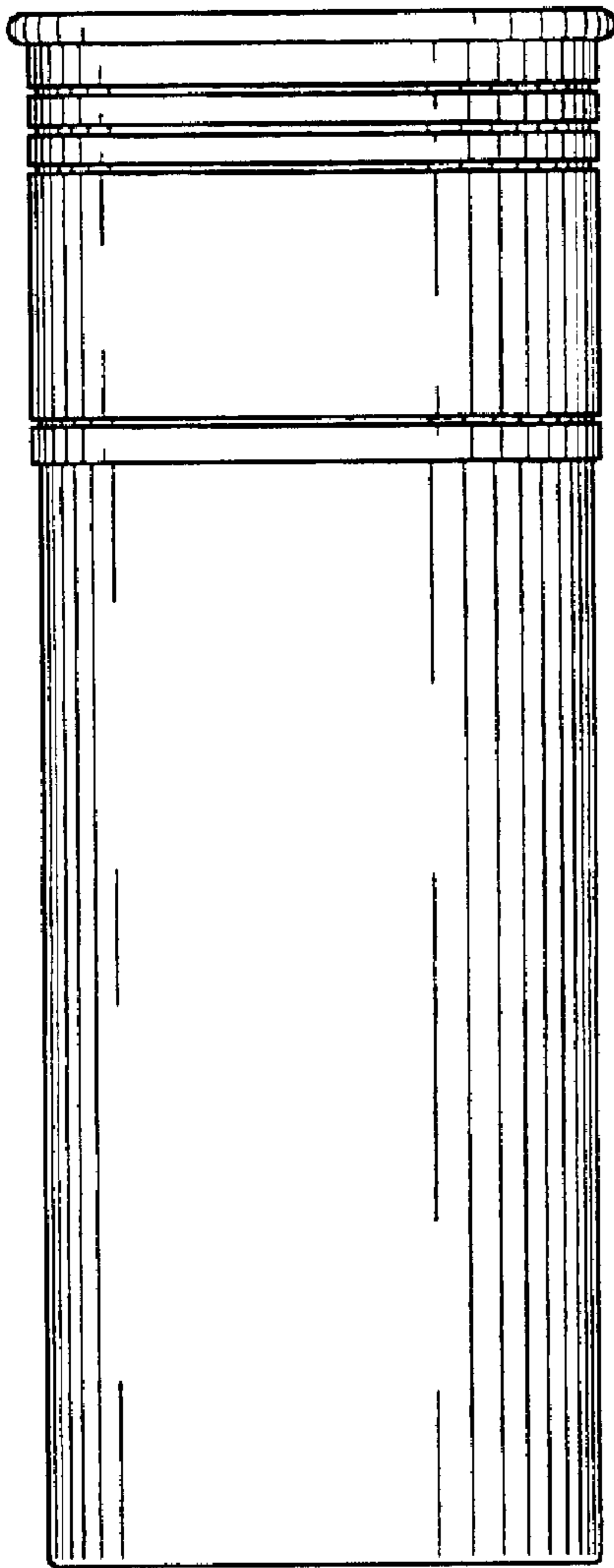




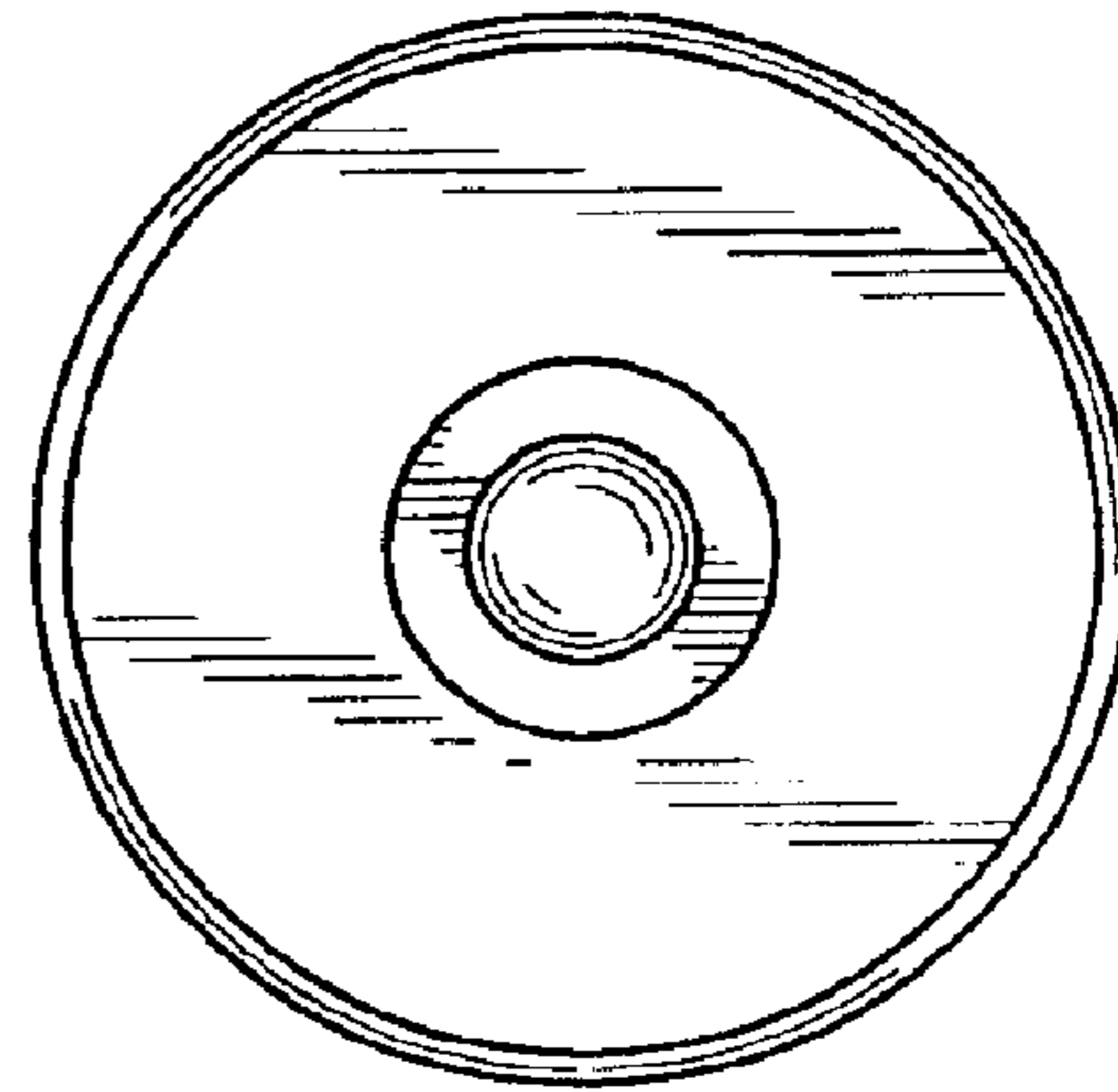
*Fig. 1*




*Fig. 2*



*Fig. 3*



*Fig. 5*



*Fig. 6*

