



US00D495205S1

(12) **United States Design Patent**
Zhou

(10) **Patent No.:** **US D495,205 S**

(45) **Date of Patent:** **** Aug. 31, 2004**

(54) **ELECTRONIC IGNITOR**

(75) **Inventor:** **Yue Zhou, Ningbo (CN)**

(73) **Assignee:** **Xinhua Huang, Ningbo (CN)**

(**) **Term:** **14 Years**

(21) **Appl. No.:** **29/192,940**

(22) **Filed:** **Oct. 30, 2003**

(30) **Foreign Application Priority Data**

May 26, 2003 (CN) 03 3 48817

(51) **LOC (7) Cl.** **07-99**

(52) **U.S. Cl.** **D7/416**

(58) **Field of Search** D7/416, 417, 213;
D27/157, 143, 139; 126/25 B, 401, 229;
431/345, 254, 276, 277, 255, 153

(56) **References Cited**

U.S. PATENT DOCUMENTS

D429,445 S	*	8/2000	Sung	D7/416
D437,732 S	*	2/2001	Chevalier	D7/416
D441,606 S	*	5/2001	Tubby et al.	D7/416
D443,474 S	*	6/2001	Shibata et al.	D7/416
D447,914 S	*	9/2001	Tubby	D7/416
D458,805 S	*	6/2002	Christen	D7/416

D462,235 S	*	9/2002	Chevalier et al.	D7/416
D464,848 S	*	10/2002	Chevalier et al.	D7/416
6,488,493 B2	*	12/2002	Sung	431/153
D468,586 S	*	1/2003	Saito et al.	D7/416
D473,103 S	*	4/2003	Sung	D7/416
D476,527 S	*	7/2003	Chan	D7/416
D477,748 S	*	7/2003	Deffner	D7/416
D480,266 S	*	10/2003	Kim	D7/416
D482,932 S	*	12/2003	Sher	D7/416
2001/0041315 A1	*	11/2001	Sung	431/153

* cited by examiner

Primary Examiner—M. N. Pandozzi

(74) *Attorney, Agent, or Firm*—Fulbright & Jaworski L.L.P.

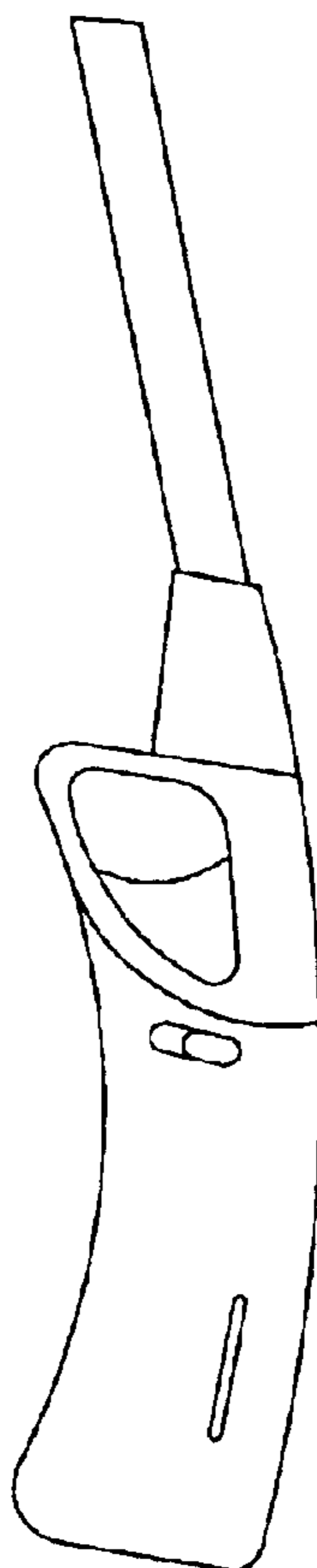
(57) **CLAIM**

The ornamental design for an electronic ignitor, as shown and described.

DESCRIPTION

FIG. 1 is a front elevational view of an electronic ignitor embodying the new design;
FIG. 2 is a rear elevational view thereof;
FIG. 3 is a right side elevational view thereof;
FIG. 4 is a left side elevational view thereof;
FIG. 5 is a bottom plan view thereof; and,
FIG. 6 is a top plan view thereof.

1 Claim, 1 Drawing Sheet






Figure 5

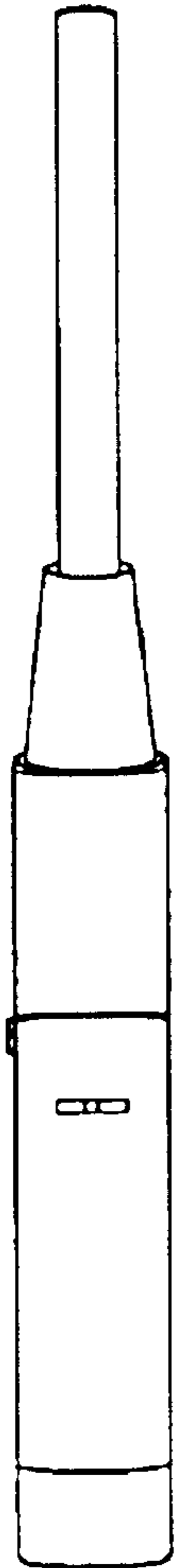


Figure 3

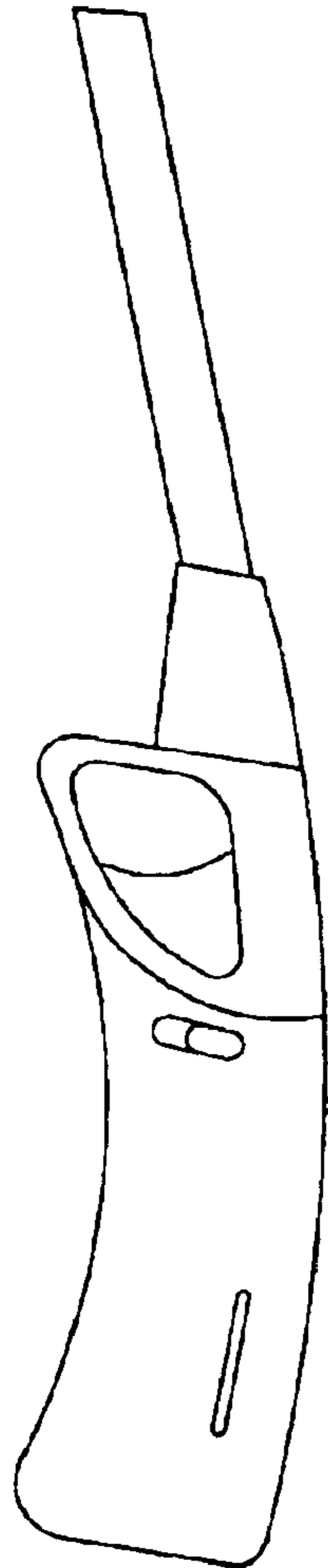


Figure 1

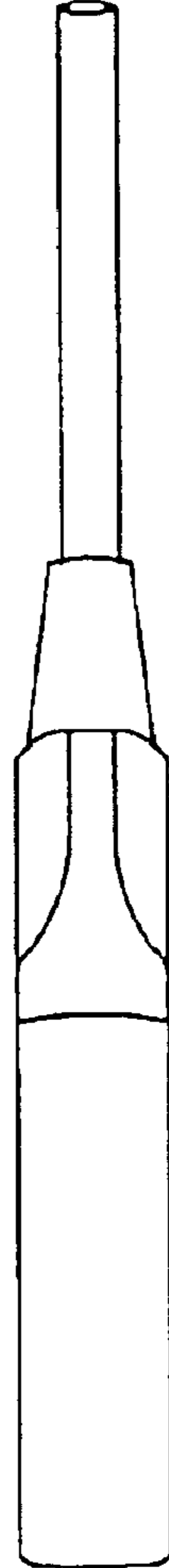


Figure 4

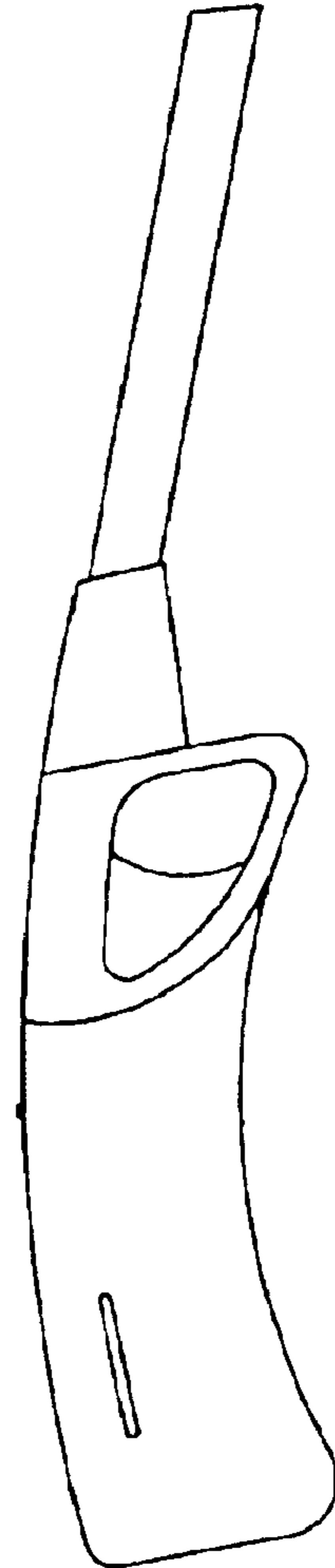


Figure 2

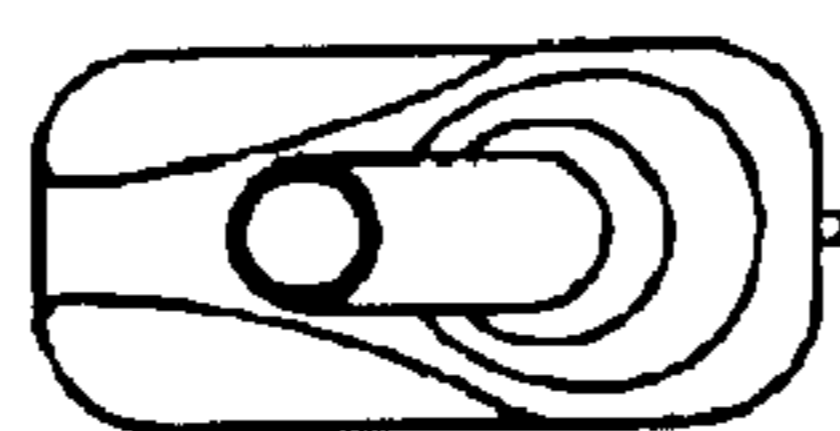


Figure 6