

US00D495198S1

(12) **United States Design Patent**  
**González**

(10) **Patent No.:** **US D495,198 S**  
(45) **Date of Patent:** **\*\* Aug. 31, 2004**

(54) **HANDLE**

(75) **Inventor:** **Fermin Miguel Santis González,**  
Santiago (CL)

(73) **Assignee:** **Virutex Ilko S.A.,** Santiago (CL)

(\*\*) **Term:** **14 Years**

(21) **Appl. No.:** **29/185,380**

(22) **Filed:** **Jun. 26, 2003**

(30) **Foreign Application Priority Data**

Dec. 27, 2002 (CL) ..... 2987-2002

(51) **LOC (7) Cl.** ..... **07-02**

(52) **U.S. Cl.** ..... **D7/395**

(58) **Field of Search** ..... D7/393, 395, 681-696,  
D7/649-664; D8/105-107; 16/110.1, 421,  
431

(56) **References Cited**

**U.S. PATENT DOCUMENTS**

4,974,286 A 12/1990 Stowell et al.  
5,799,369 A 9/1998 Schulein  
D401,473 S \* 11/1998 Swinford et al. .... D7/395

5,862,571 A 1/1999 Naft et al.  
6,024,903 A 2/2000 Naft et al.  
D427,044 S \* 6/2000 White et al. .... D8/107

**FOREIGN PATENT DOCUMENTS**

DE 3345641 6/1985  
DE 4430738 5/1995  
GB 2274615 8/1994  
WO WO 99/47214 9/1999

\* cited by examiner

*Primary Examiner*—Terry A. Wallace

(74) *Attorney, Agent, or Firm*—D. Peter Hochberg; Sean Mellino; Katherine R. Vieyra

(57) **CLAIM**

The ornamental design for a handle, as shown and described.

**DESCRIPTION**

FIG. 1 is a left side view of the handle showing our new design;

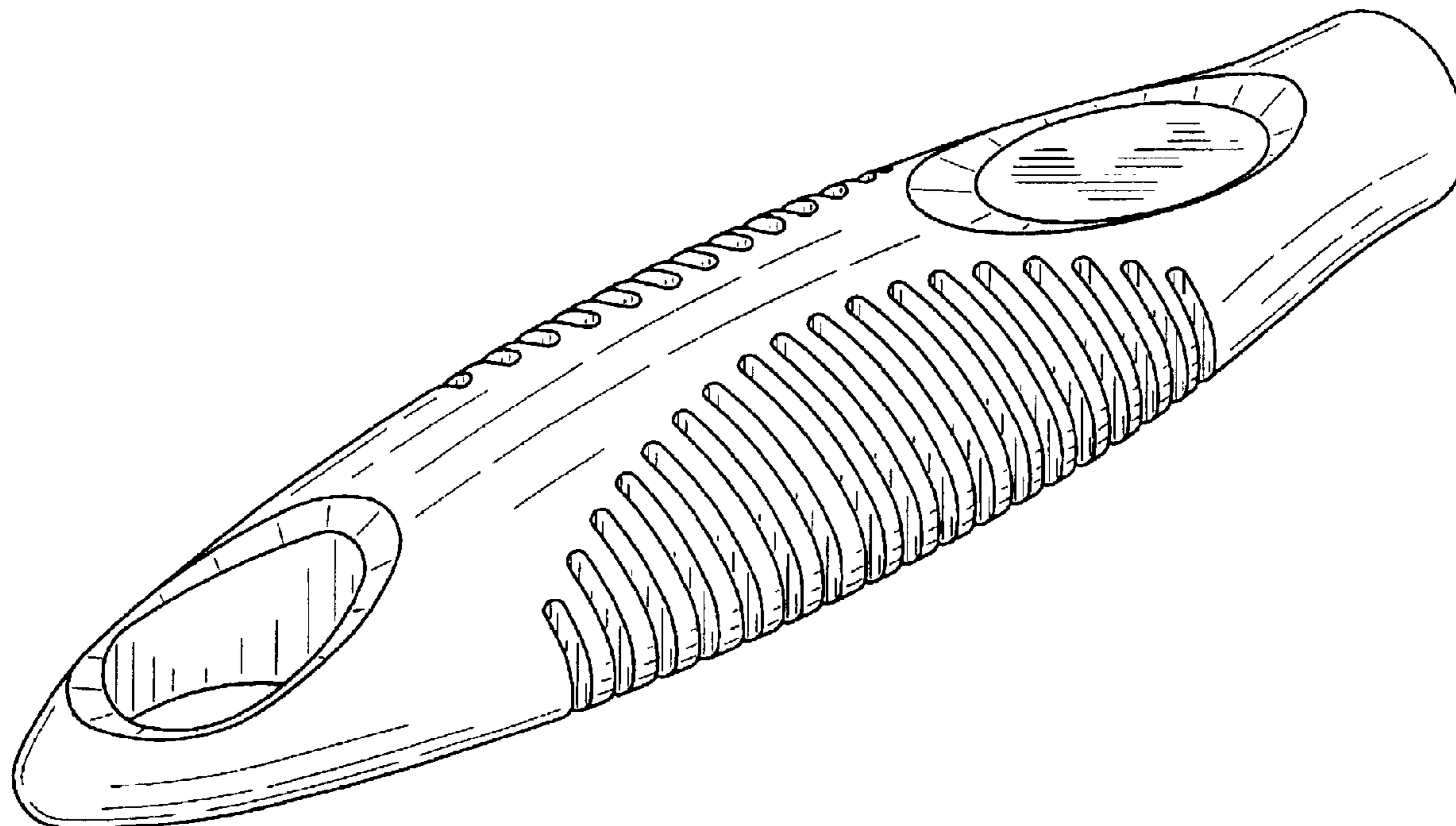
FIG. 2 is a front view thereof;

FIG. 3 is a right side view thereof;

FIG. 4 is a bottom plan view thereof; and,

FIG. 5 is an isometric view thereof.

**1 Claim, 3 Drawing Sheets**






FIG-1

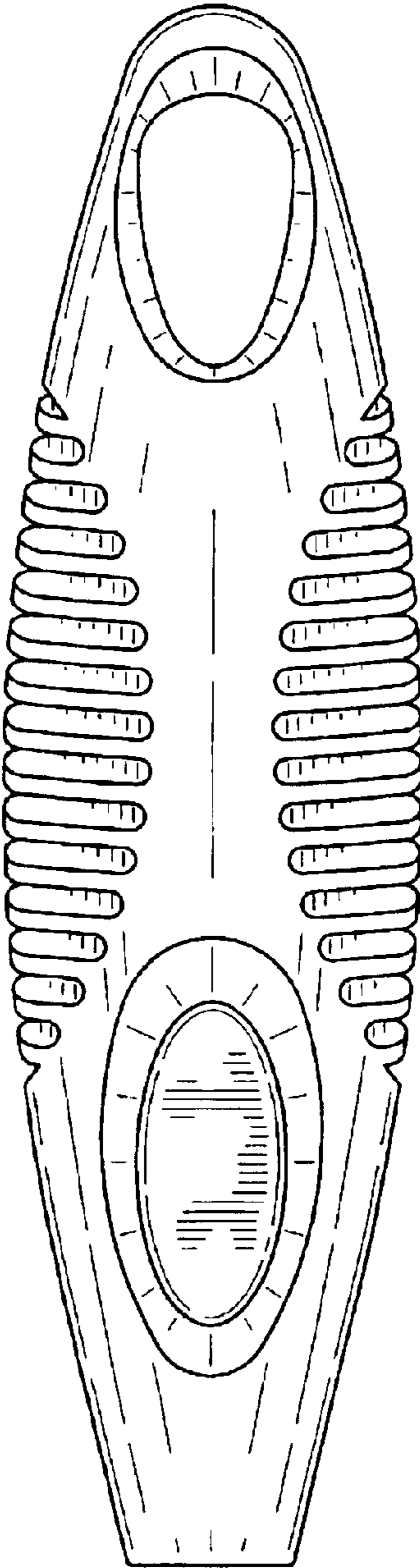


FIG-2




FIG-3

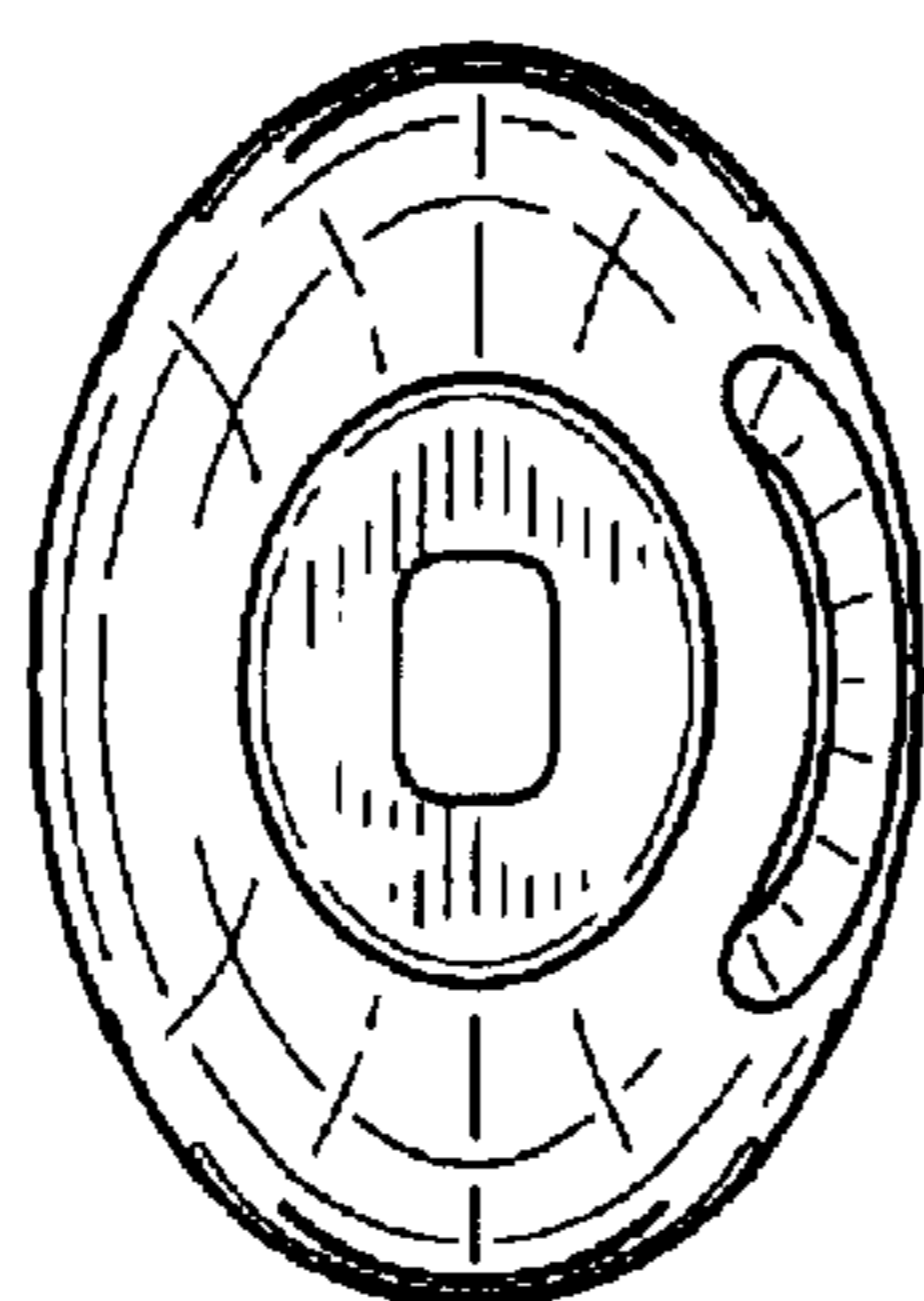


FIG-4

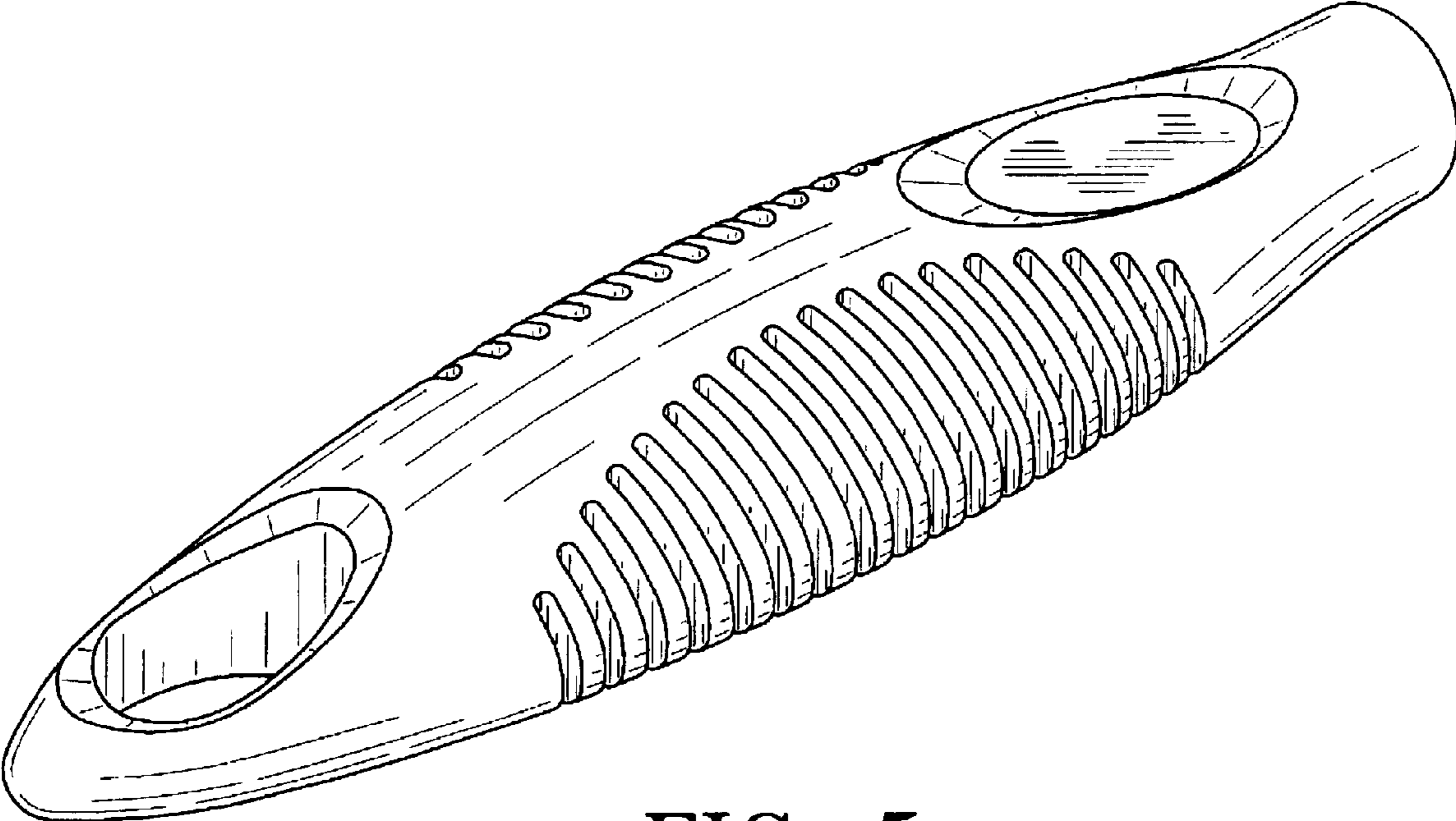


FIG-5