

US00D495186S1

(12) **United States Design Patent** (10) **Patent No.:** **US D495,186 S**  
**Poupel et al.** (45) **Date of Patent:** **\*\* Aug. 31, 2004**

(54) **COCKTAIL SHAKER**  
 (75) Inventors: **Lucas Poupel**, Thiers (FR); **Karine Borot**, Sardon (FR)  
 (73) Assignee: **Couzon SA**, Courpiere (FR)  
 (\*\*) Term: **14 Years**

D432,865 S \* 10/2000 Cohen ..... D7/510  
 D436,802 S \* 1/2001 Kaposi et al. .... D7/510  
 D453,446 S \* 2/2002 Bodum ..... D7/510  
 D457,389 S \* 5/2002 Snell ..... D7/396.6  
 D458,081 S \* 6/2002 Bodum ..... D7/510  
 D463,715 S \* 10/2002 Dretzka ..... D7/523  
 D474,367 S \* 5/2003 Turchi et al. .... D7/316  
 D476,193 S \* 6/2003 Janky ..... D7/510  
 D480,268 S \* 10/2003 Laib ..... D7/510  
 D482,570 S \* 11/2003 Henderson ..... D7/507

(21) Appl. No.: **29/194,758**  
 (22) Filed: **Dec. 1, 2003**

\* cited by examiner

(51) **LOC (7) Cl.** ..... **07-01**  
 (52) **U.S. Cl.** ..... **D7/300.1; D7/510**  
 (58) **Field of Search** ..... D7/300.1, 510,  
 D7/511, 523, 509, 507, 316, 396.6; 220/739,  
 603, 592.1; 222/129, 105, 568, 547; 215/12.1,  
 322; 206/218

*Primary Examiner*—M. N. Pandozzi  
 (74) *Attorney, Agent, or Firm*—Nawrocki, Rooney & Sivertson, P.A.

(57) **CLAIM**

The ornamental design for a cocktail shaker, as shown and described.

(56) **References Cited**

**DESCRIPTION**

**U.S. PATENT DOCUMENTS**

D2,440 S \* 9/1866 Matthews, Jr. .... D7/523  
 2,899,098 A \* 8/1959 Gits ..... 220/592.1  
 3,257,025 A \* 6/1966 Jolly ..... 220/739  
 3,820,692 A \* 6/1974 Swett et al. .... 222/547  
 D305,193 S \* 12/1989 Sajadieh ..... D7/509  
 D353,973 S \* 1/1995 Adado ..... D7/511  
 D377,293 S \* 1/1997 Husted ..... D7/510  
 D399,392 S \* 10/1998 Husted ..... D7/511  
 D417,589 S \* 12/1999 Parker ..... D7/510

FIG. 1 is a perspective view of a cocktail shaker showing our new design;  
 FIG. 2 is a front view thereof;  
 FIG. 3 is a back view thereof;  
 FIG. 4 is a left view thereof;  
 FIG. 5 is a right view thereof.  
 FIG. 6 is an enlarged top plan view thereof; and,  
 FIG. 7 is an enlarged bottom plan view thereof.

**1 Claim, 7 Drawing Sheets**

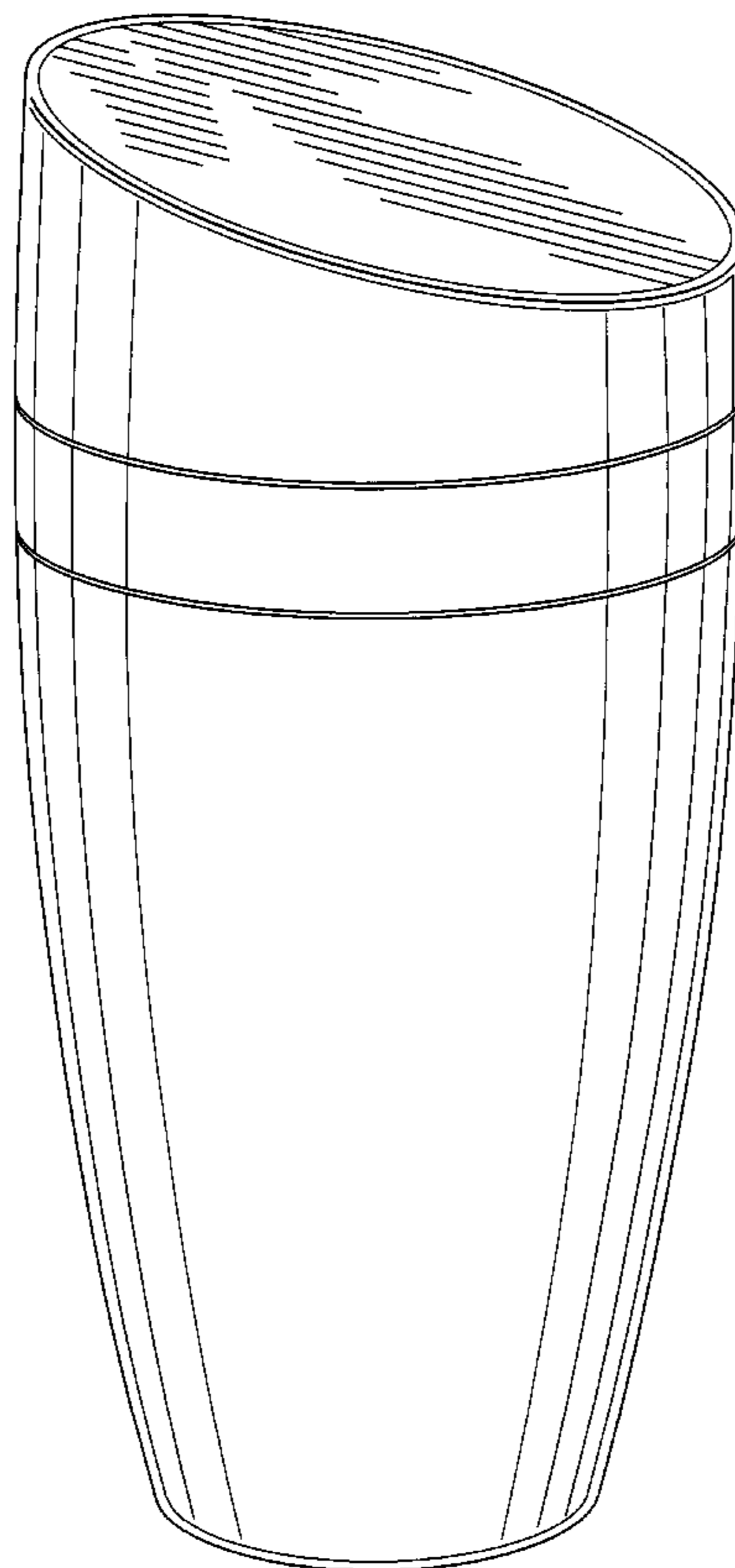


FIG. 1




FIG. 2

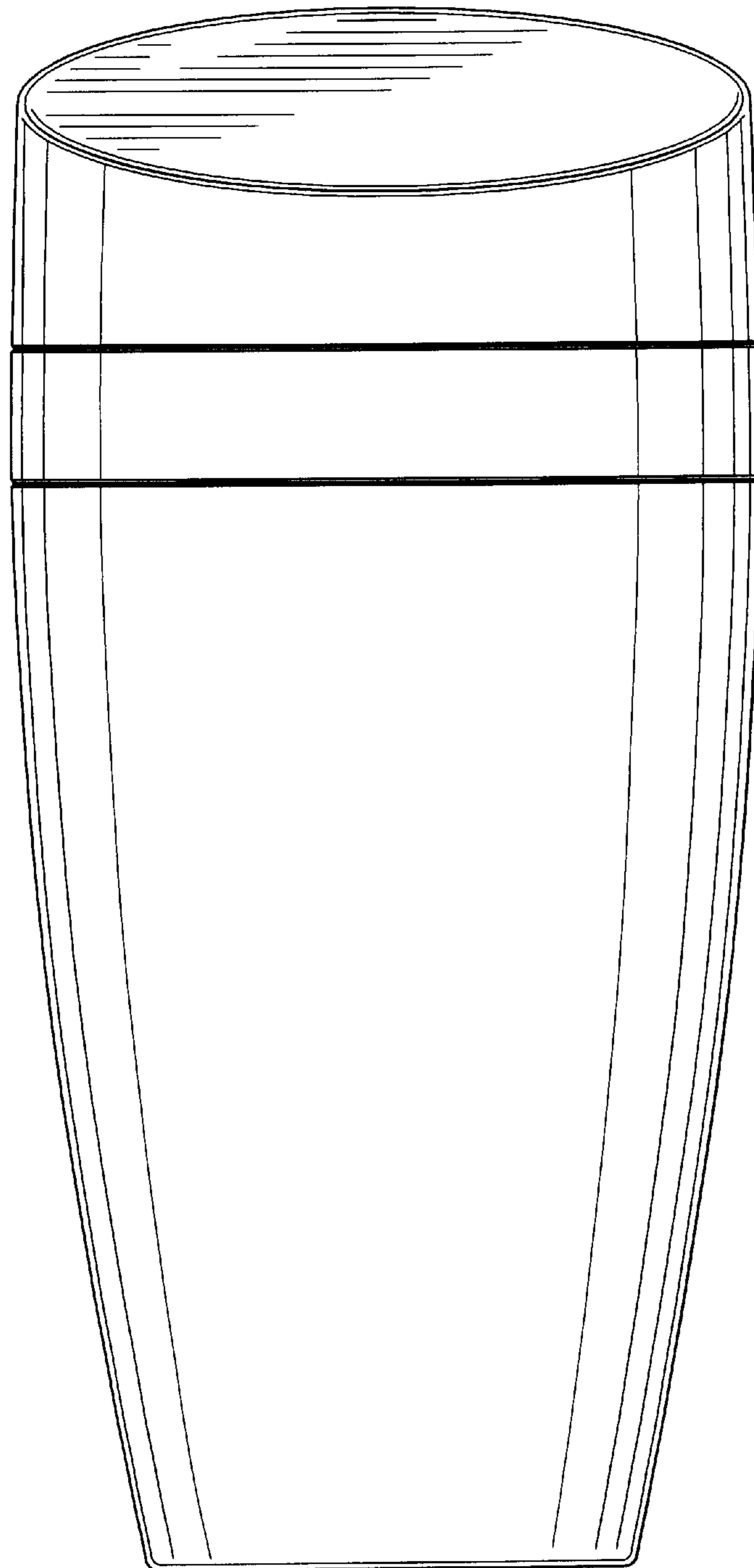


FIG. 3




FIG. 4

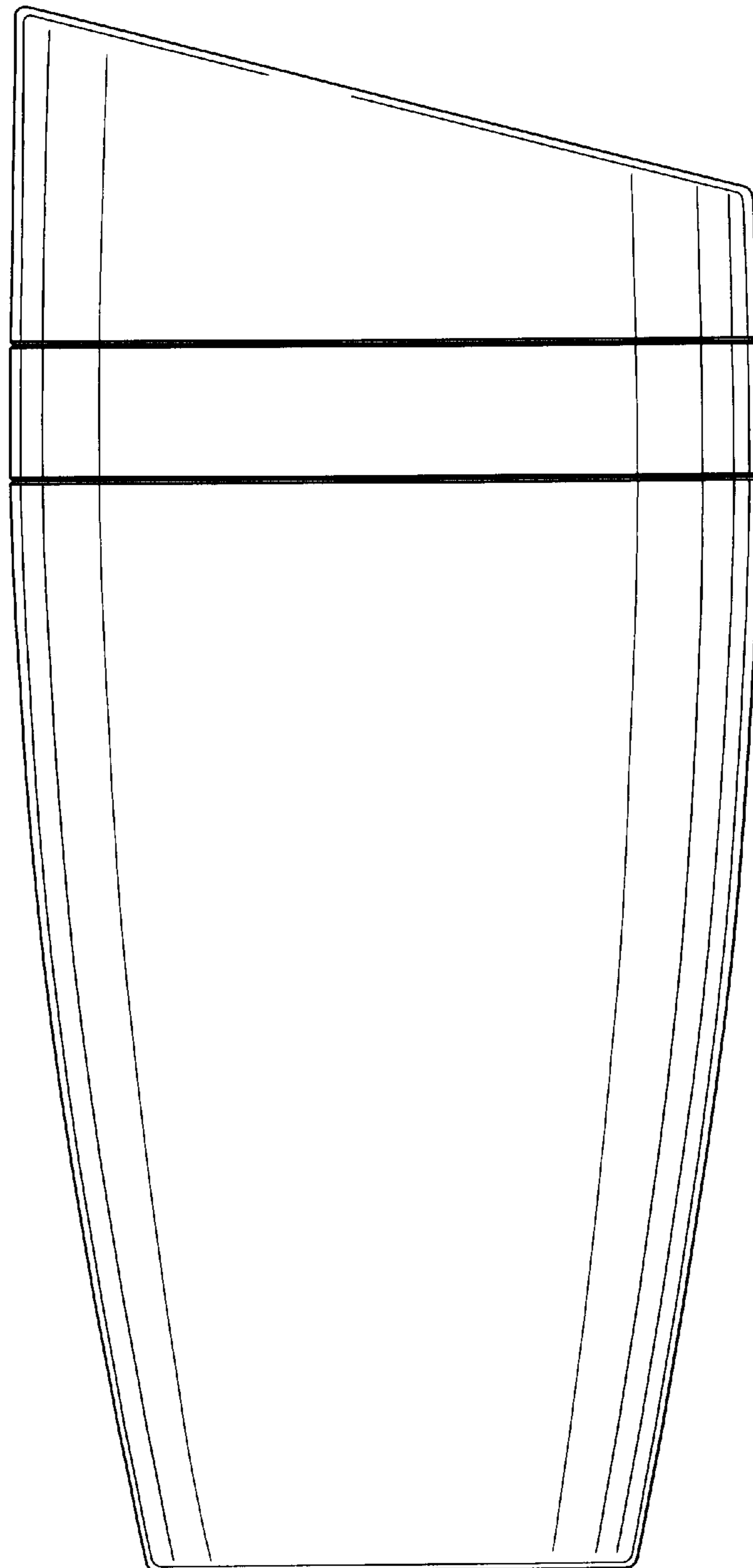


FIG. 5

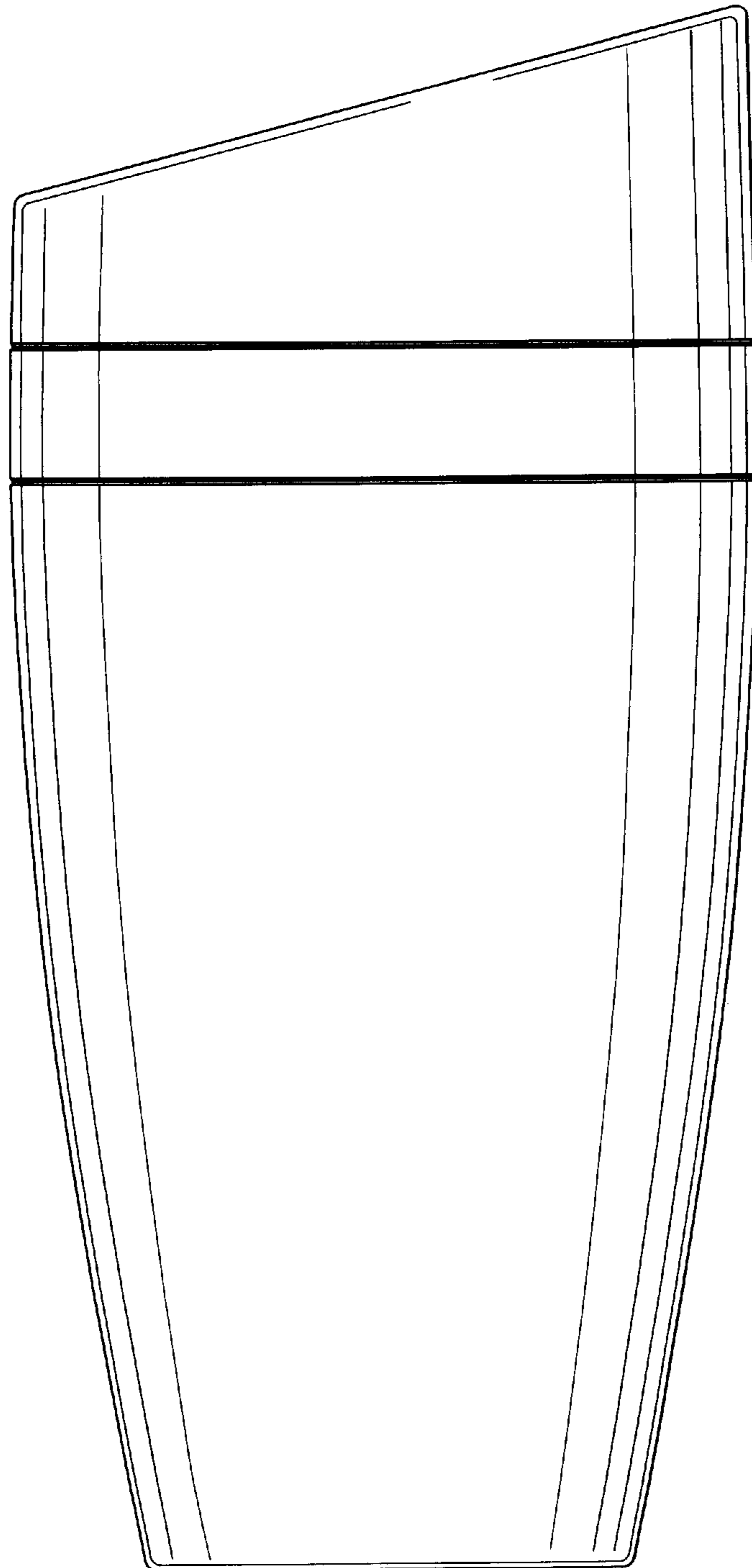


FIG. 6




FIG. 7

