

US00D495168S1

(12) **United States Design Patent** (10) **Patent No.:** **US D495,168 S**
True (45) **Date of Patent:** **** Aug. 31, 2004**

(54) **BACK AND SEAT CUSHIONS FOR A CHAIR**

Primary Examiner—Gary D. Watson
(74) *Attorney, Agent, or Firm*—Morland C. Fischer

(75) **Inventor:** **Alan L. True**, Newport Beach, CA
(US)

(57) **CLAIM**

(73) **Assignee:** **True Seating Concepts, LLC (MU)**

The ornamental design for back and seat cushions for a chair, as shown and described.

(**) **Term:** **14 Years**

(21) **Appl. No.:** **29/186,784**

DESCRIPTION

(22) **Filed:** **Jul. 23, 2003**

FIG. 1 is a perspective view showing the top, left side and front of a chair having the back and seat cushions which form my new design;

(51) **LOC (7) Cl.** **06-01**

(52) **U.S. Cl.** **D6/500; D6/366; D6/502**

FIG. 2 is a left side elevational view thereof;

(58) **Field of Search** D6/334, 335, 364,
D6/365, 366, 367, 375, 379, 500, 501,
502; 297/445.1, 446.1, 452.16

FIG. 3 is a front elevational view;

FIG. 4 is a right side elevational view thereof;

FIG. 5 is a rear elevational view thereof; and,

FIG. 6 is a top plan view thereof.

(56) **References Cited**

U.S. PATENT DOCUMENTS

D403,169 S	*	12/1998	Tseng	D6/366
D415,373 S	*	10/1999	Zaidman	D6/500
D467,442 S	*	12/2002	Zaidman	D6/366
D481,231 S	*	10/2003	True	D6/500

The broken lines showing armrest members and a support base in FIG. 1 are for illustrative purposes only and form no part of the claimed design.

* cited by examiner

1 Claim, 6 Drawing Sheets





FIG. 1

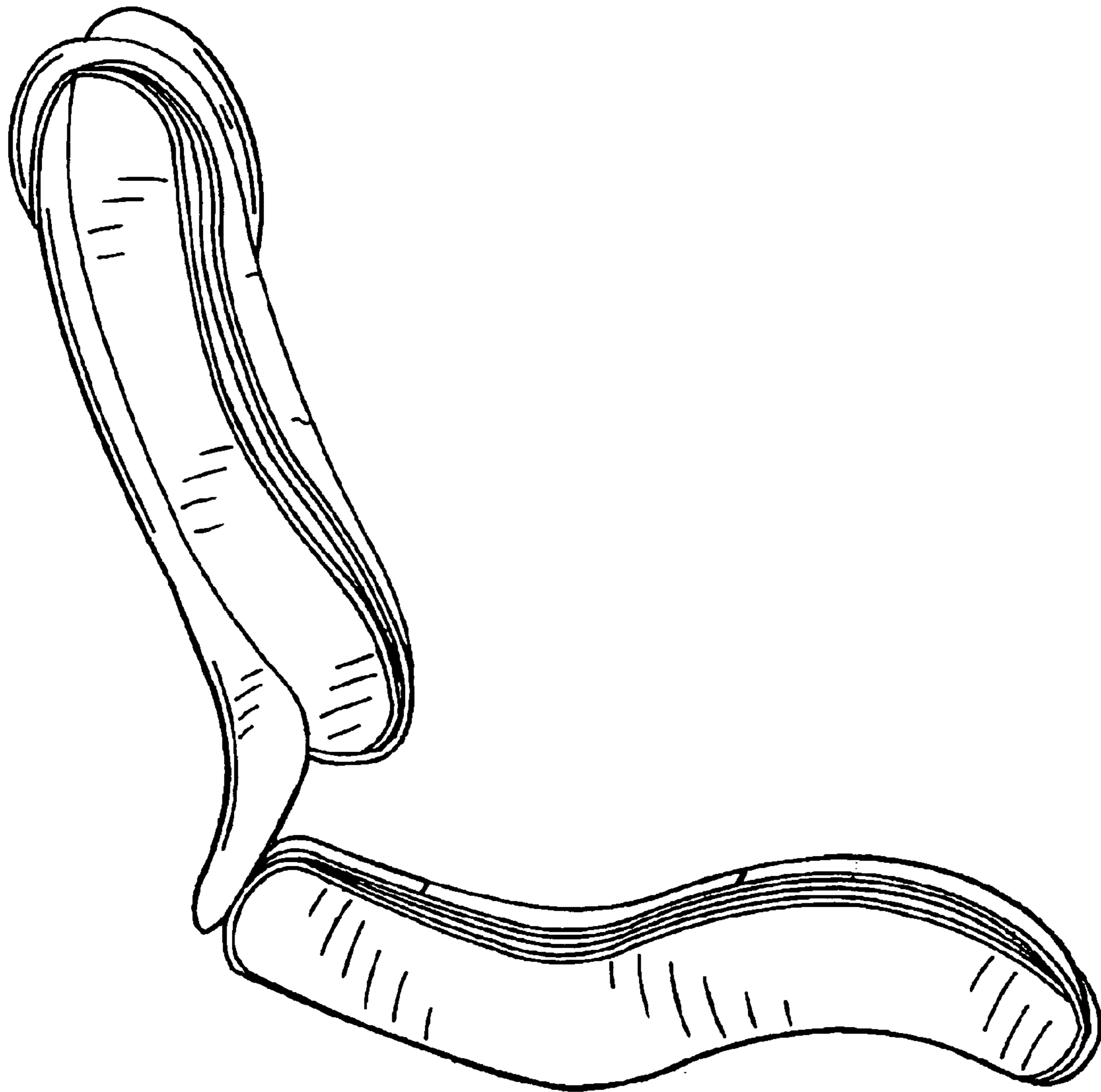


FIG. 2

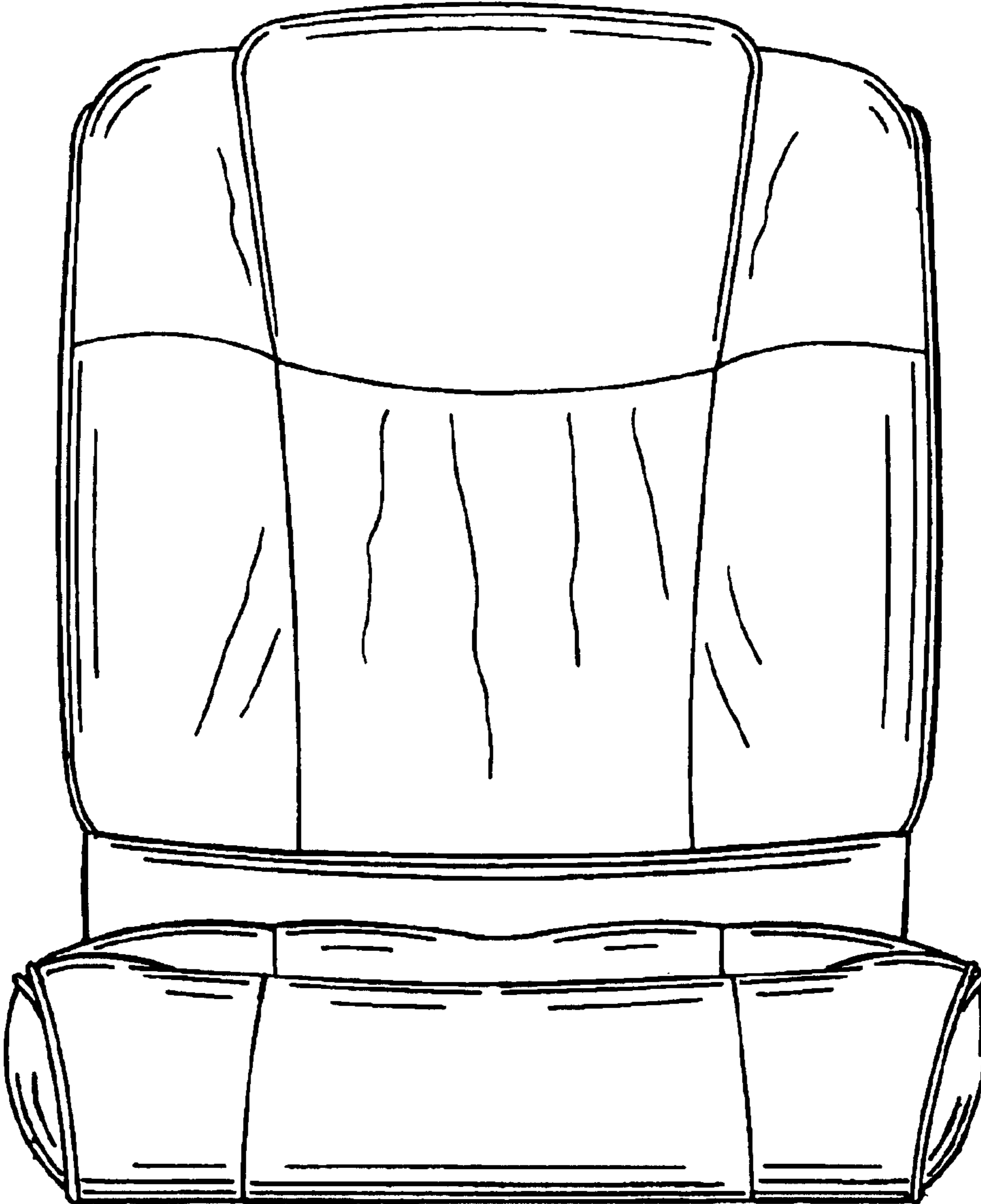


FIG. 3

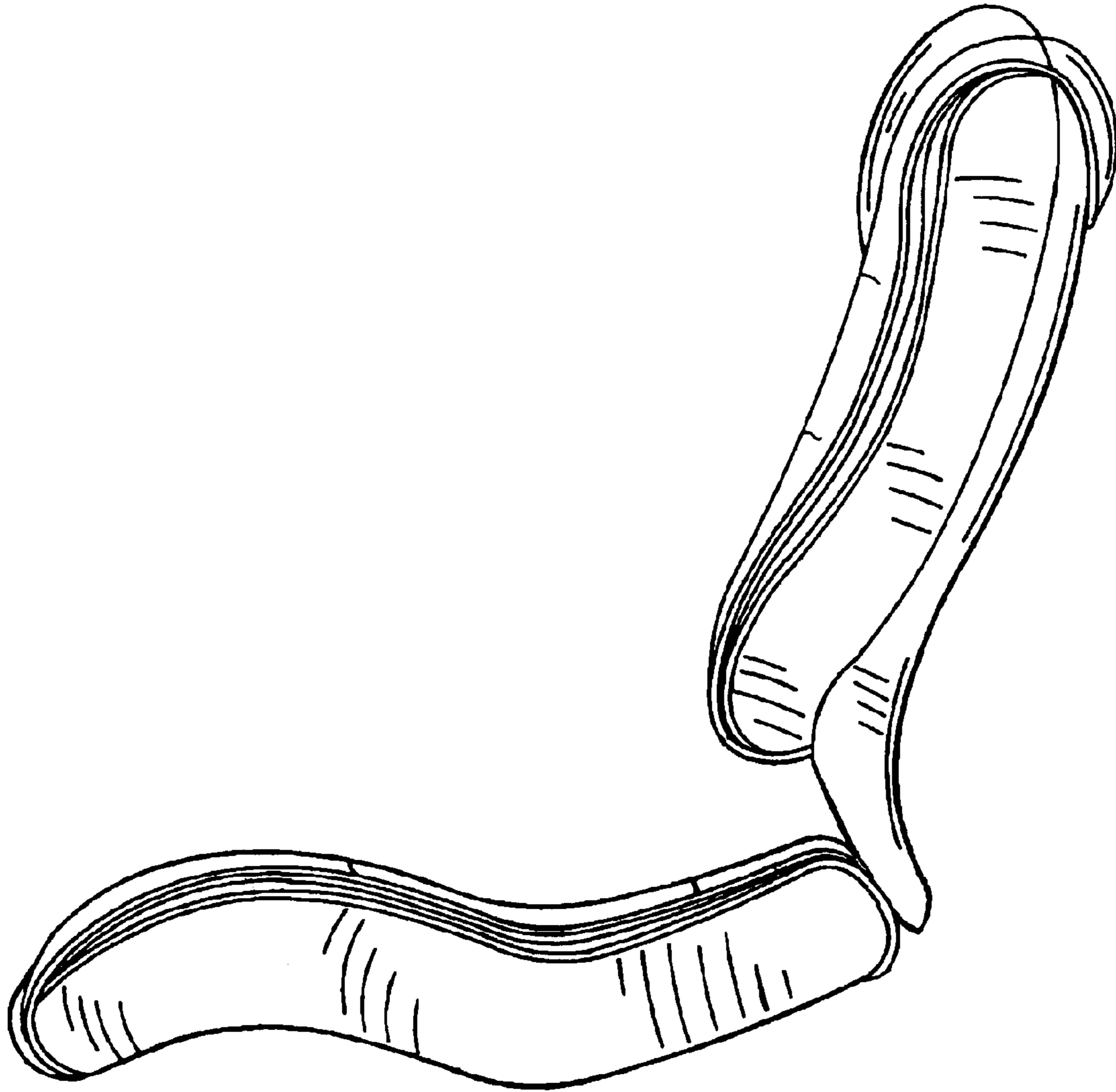


FIG. 4




FIG. 5

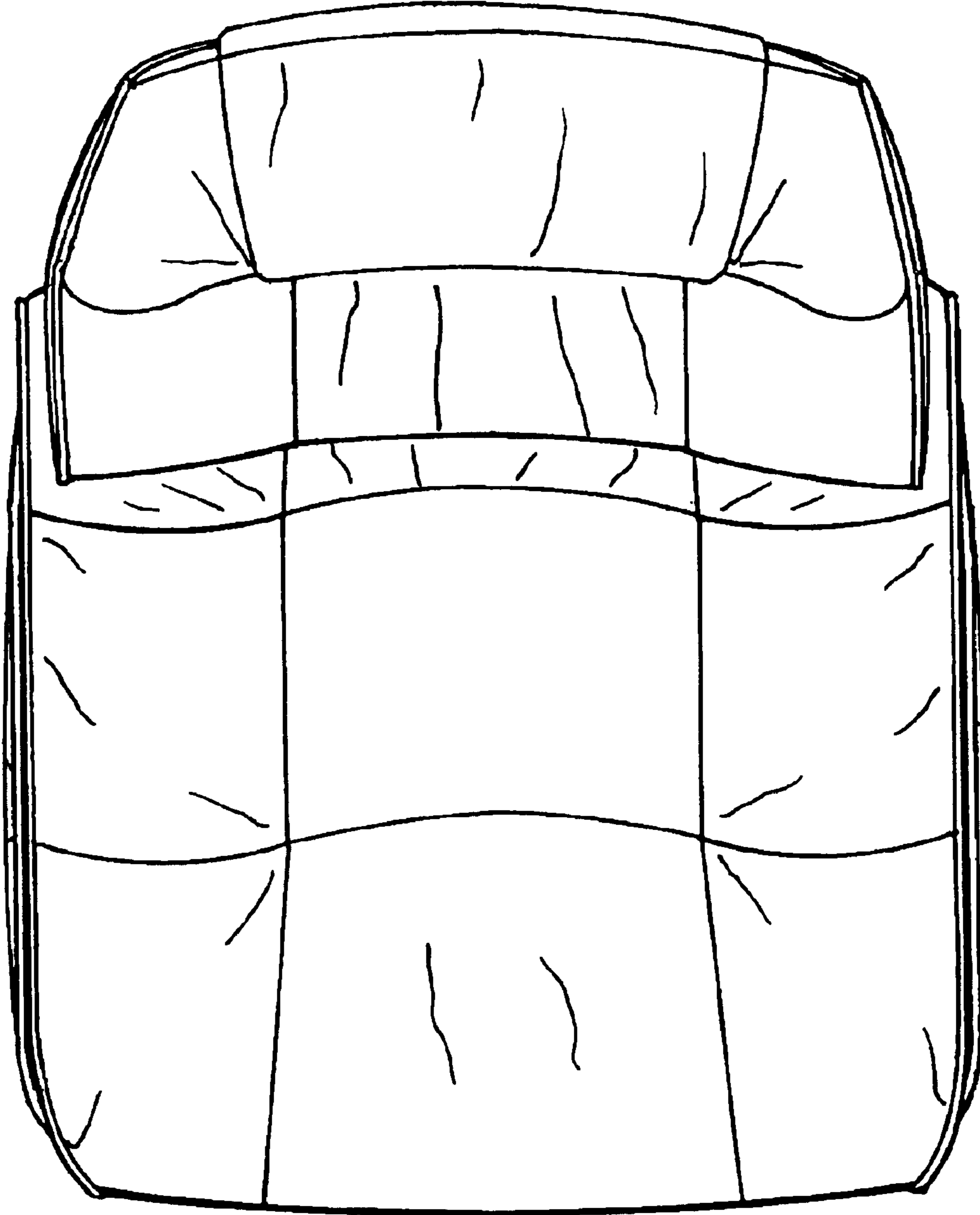


FIG. 6