

US00D495165S1

(12) **United States Design Patent**  
**Lenger**

(10) **Patent No.:** **US D495,165 S**

(45) **Date of Patent:** **\*\* Aug. 31, 2004**

(54) **FURNITURE COMPONENT**

(75) **Inventor:** **Sidney A. Lenger**, Kernersville, NC  
(US)

(73) **Assignee:** **American Signature, Inc.**, Columbus,  
OH (US)

(\*\*) **Term:** **14 Years**

(21) **Appl. No.:** **29/186,513**

(22) **Filed:** **Jul. 17, 2003**

**Related U.S. Application Data**

(62) Division of application No. 29/165,109, filed on Aug. 5,  
2002, now Pat. No. Des. 481,892.

(51) **LOC (7) Cl.** ..... **06-06**

(52) **U.S. Cl.** ..... **D6/495; D6/497**

(58) **Field of Search** ..... D6/480-489, 495,  
D6/497, 450, 451; 108/150, 153.1, 158,  
155, 156, 157.1, 161; 248/188, 188.1, 188.8

(56) **References Cited**

**U.S. PATENT DOCUMENTS**

D28,031 S	*	12/1897	York	.....	D6/349
D56,541 S	*	11/1920	Sailer	.....	D6/495
D63,762 S		1/1924	Welch	.....	D6/470
D208,401 S		8/1967	Morgan	.....	D6/509
D378,256 S	*	3/1997	Keller	.....	D6/497

D379,126 S	*	5/1997	Keller	.....	D6/495
D384,842 S		10/1997	Kennedy	.....	D6/502
D388,977 S		1/1998	Shih et al.	.....	D6/440
D400,733 S		11/1998	O'Hare	.....	D6/445
D401,082 S		11/1998	O'Hare	.....	D6/446
D436,771 S		1/2001	Zaidman	.....	D6/509
D459,620 S	*	7/2002	O'Hare et al.	.....	D6/483
D476,179 S	*	6/2003	Lenger	.....	D6/497
D481,892 S	*	11/2003	Lenger	.....	D6/509

\* cited by examiner

*Primary Examiner*—Janice E. Seeger

(74) *Attorney, Agent, or Firm*—Wood, Herron & Evans,  
L.L.P.

(57) **CLAIM**

The ornamental design for the furniture component, as  
shown and described.

**DESCRIPTION**

FIG. 1 is a perspective view of my new design for a furniture  
component;

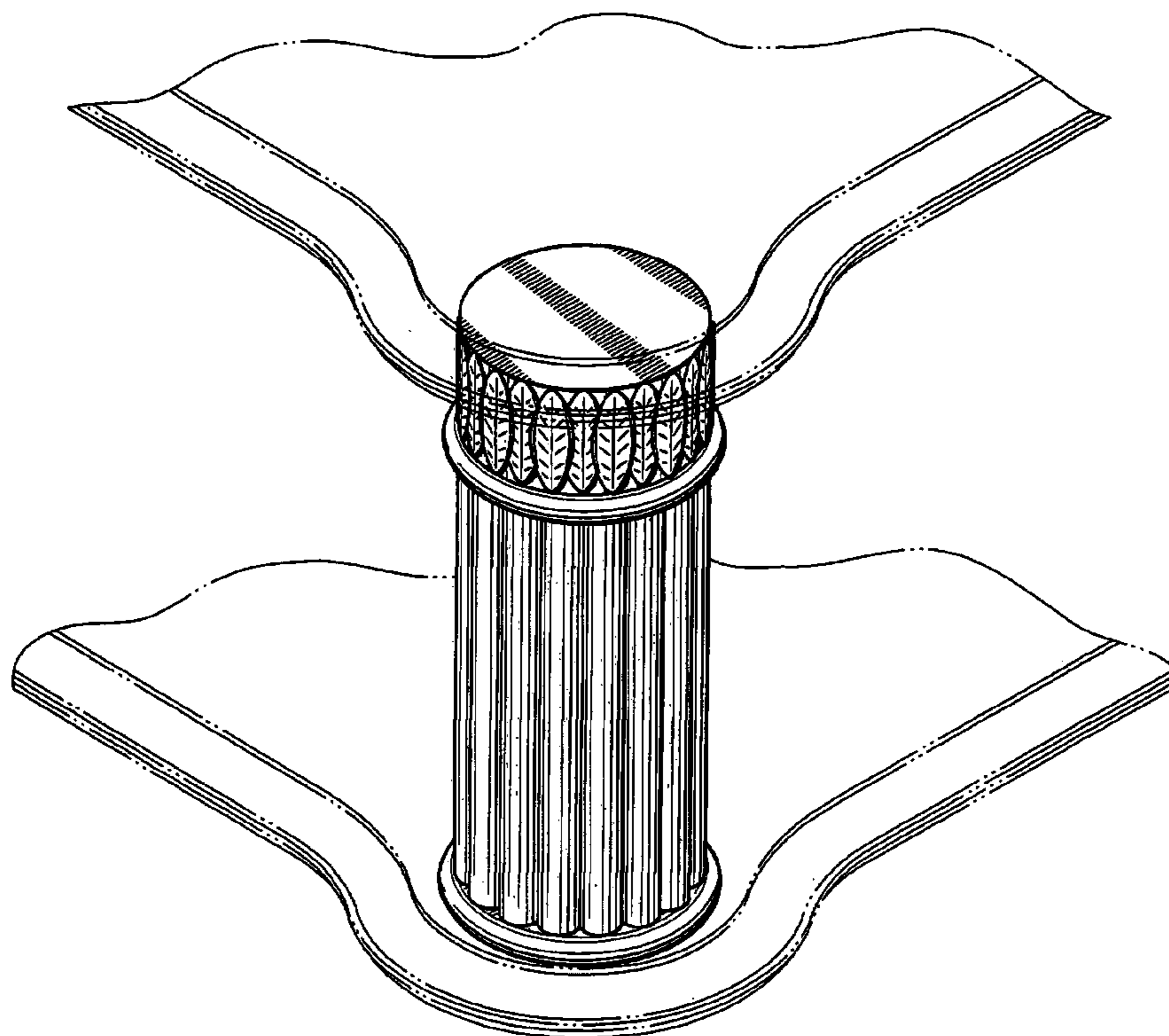
FIG. 2 is a front elevational view thereof. The right side and  
left side elevational views and the rear elevational view are  
identical to FIG. 2.

FIG. 3 is a top plan view thereof; and,

FIG. 4 is a bottom plan view thereof.

The features of the furniture component shown in broken  
lines form no part of the claimed design.

**1 Claim, 2 Drawing Sheets**



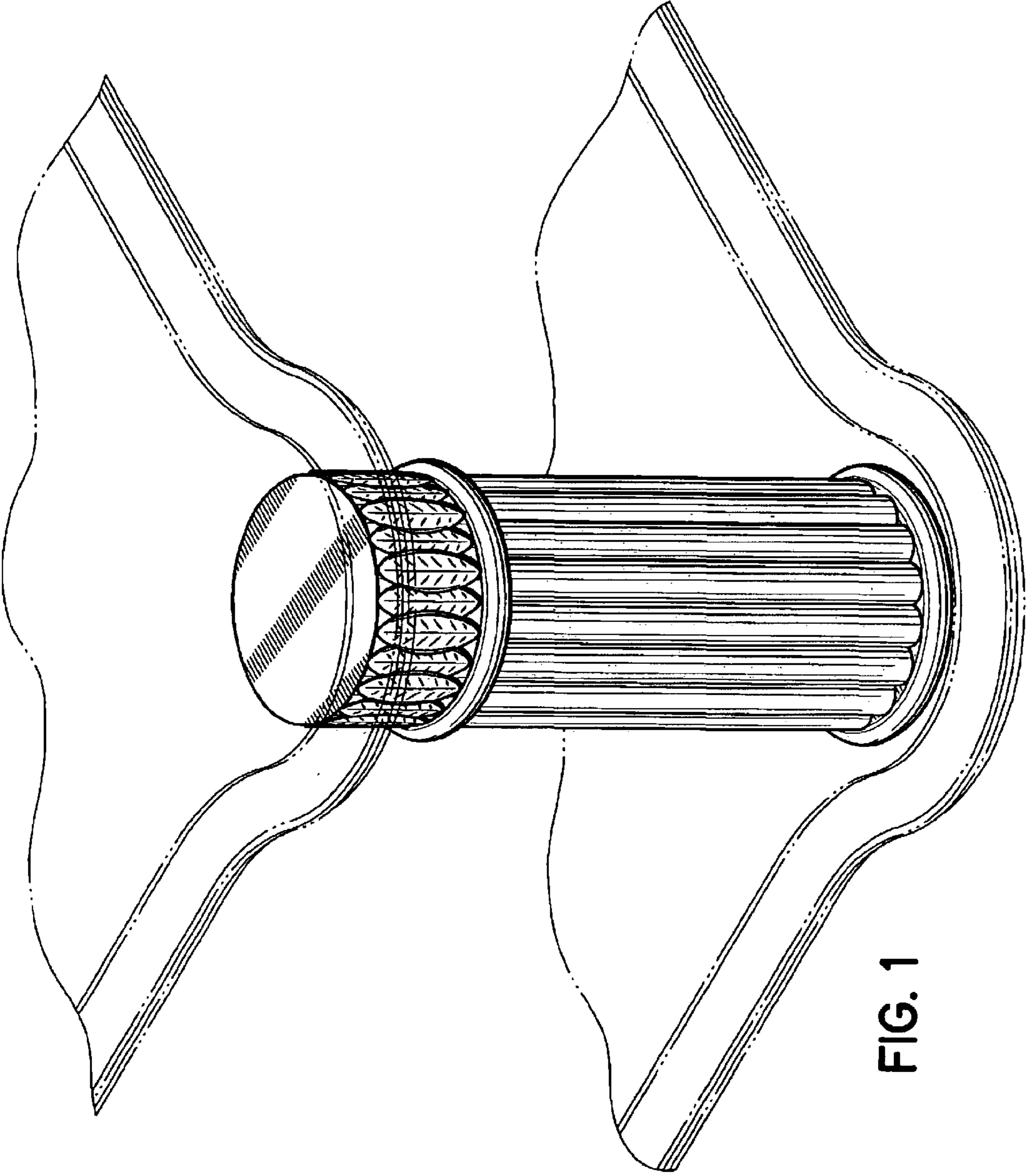


FIG. 1



FIG. 2

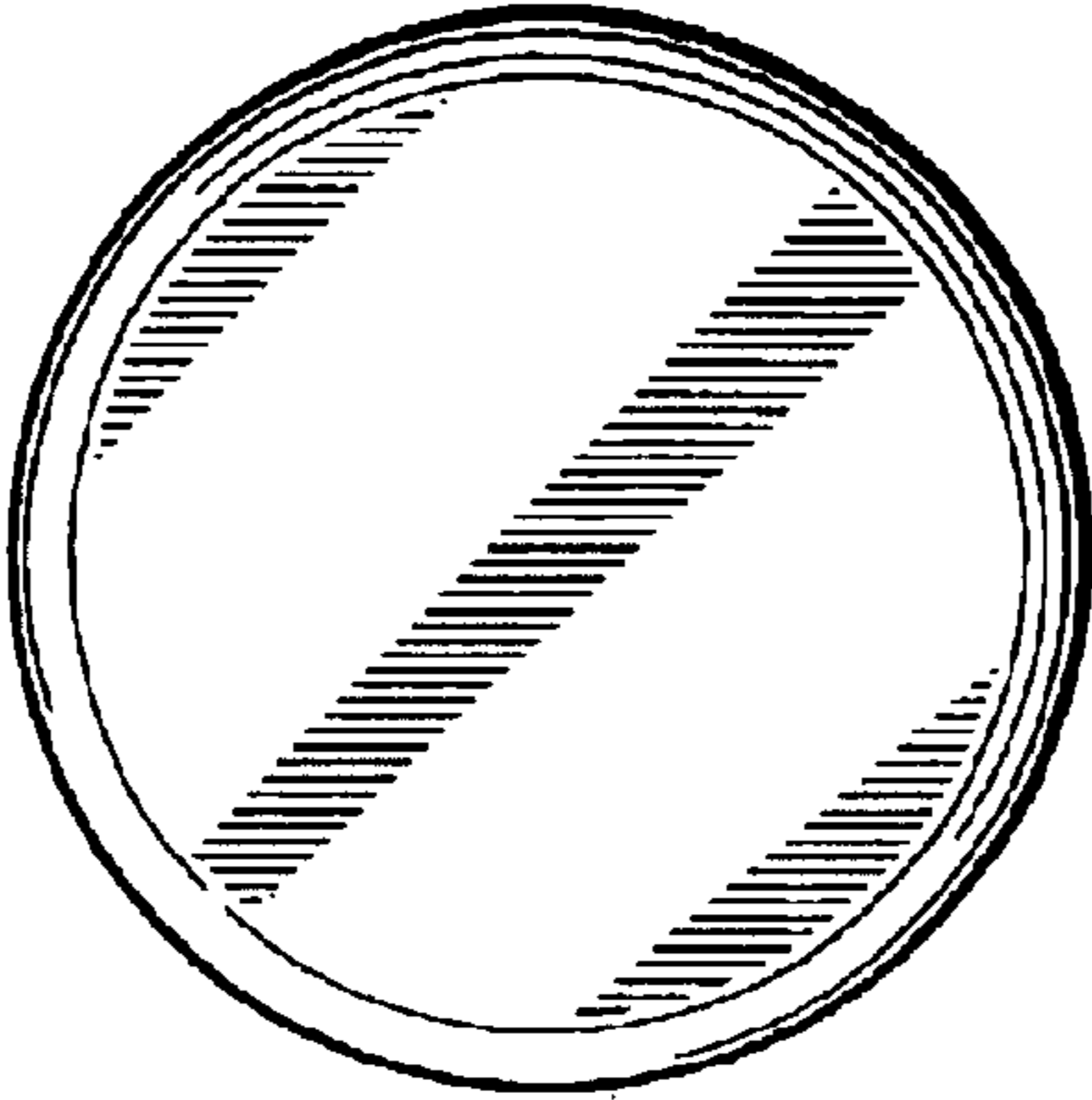


FIG. 4

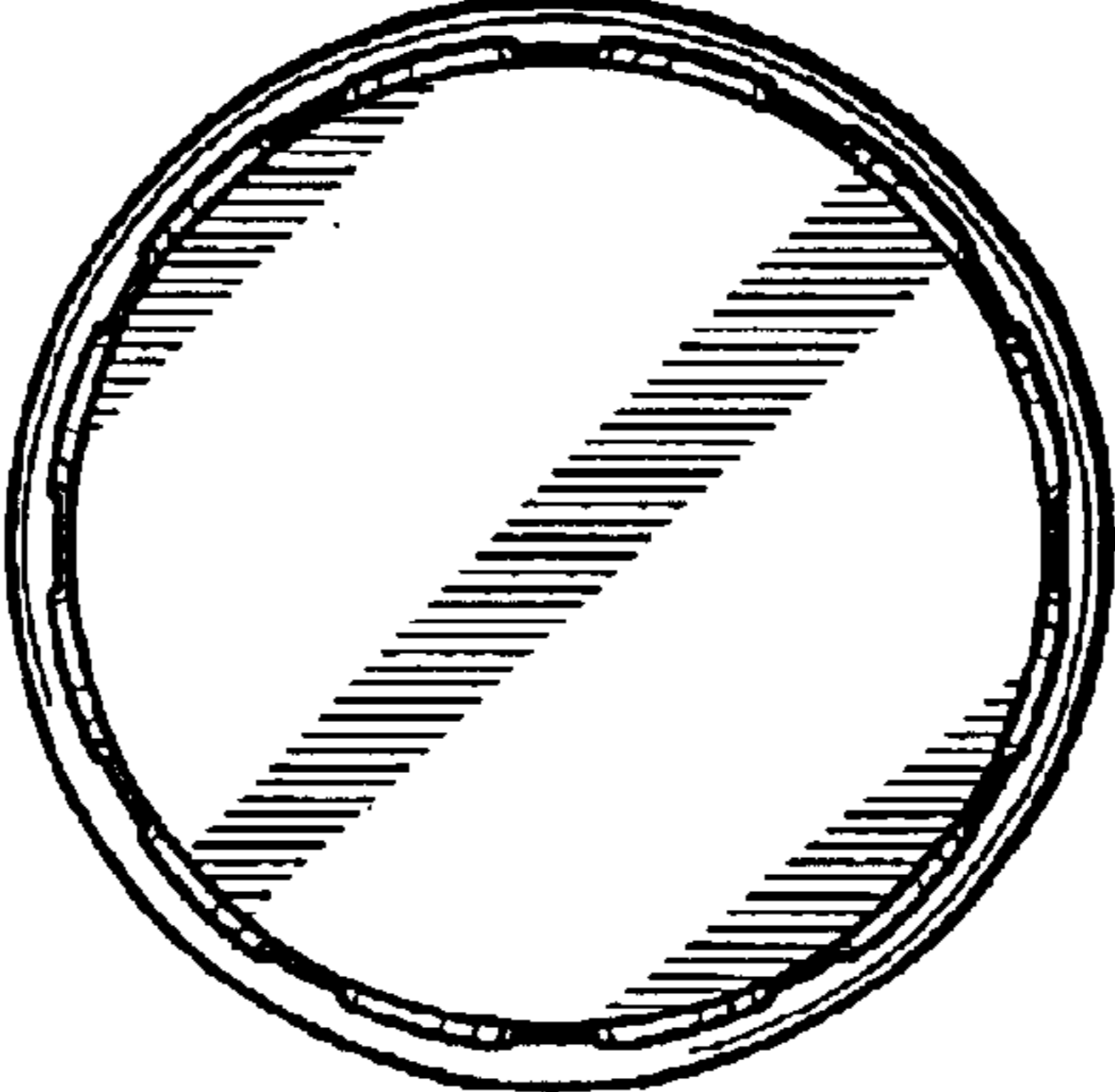


FIG. 3