



US00D495145S1

(12) **United States Design Patent** (10) **Patent No.:** **US D495,145 S**
Gladden (45) **Date of Patent:** **** Aug. 31, 2004**

(54) **PAINT BRUSH HANDLE**

(76) Inventor: **Pamela G. Gladden**, 1787 Crystal Lakes Dr., Myrtle Beach, SC (US) 29575

(**) Term: **14 Years**

(21) Appl. No.: **29/167,115**

(22) Filed: **Sep. 9, 2002**

(51) **LOC (7) Cl.** **04-04**

(52) **U.S. Cl.** **D4/138**

(58) **Field of Search** D4/132, 135, 138; 15/143.1, 159.1, 160, 144.3, 145, 168, 171, 175, 191.1, 192-196; 16/422, 427, 110.1, 430

(56) **References Cited**

U.S. PATENT DOCUMENTS

2,443,233	A	6/1948	Filardo	
D167,775	S	* 9/1952	Schmidt D4/132
3,336,617	A	8/1967	Bosko et al.	

(List continued on next page.)

FOREIGN PATENT DOCUMENTS

CA	2116707	*	9/1995 A46B/15/00
CA	2351763	*	1/2002 A46B/15/00
DE	197 42 286		4/1998	

(List continued on next page.)

Primary Examiner—Alan P. Douglas

Assistant Examiner—Lavone D. Tabor

(74) *Attorney, Agent, or Firm*—Dougherty, Clements, Hofer & Bernard

(57) **CLAIM**

The ornamental design for a paint brush handle, as shown and described.

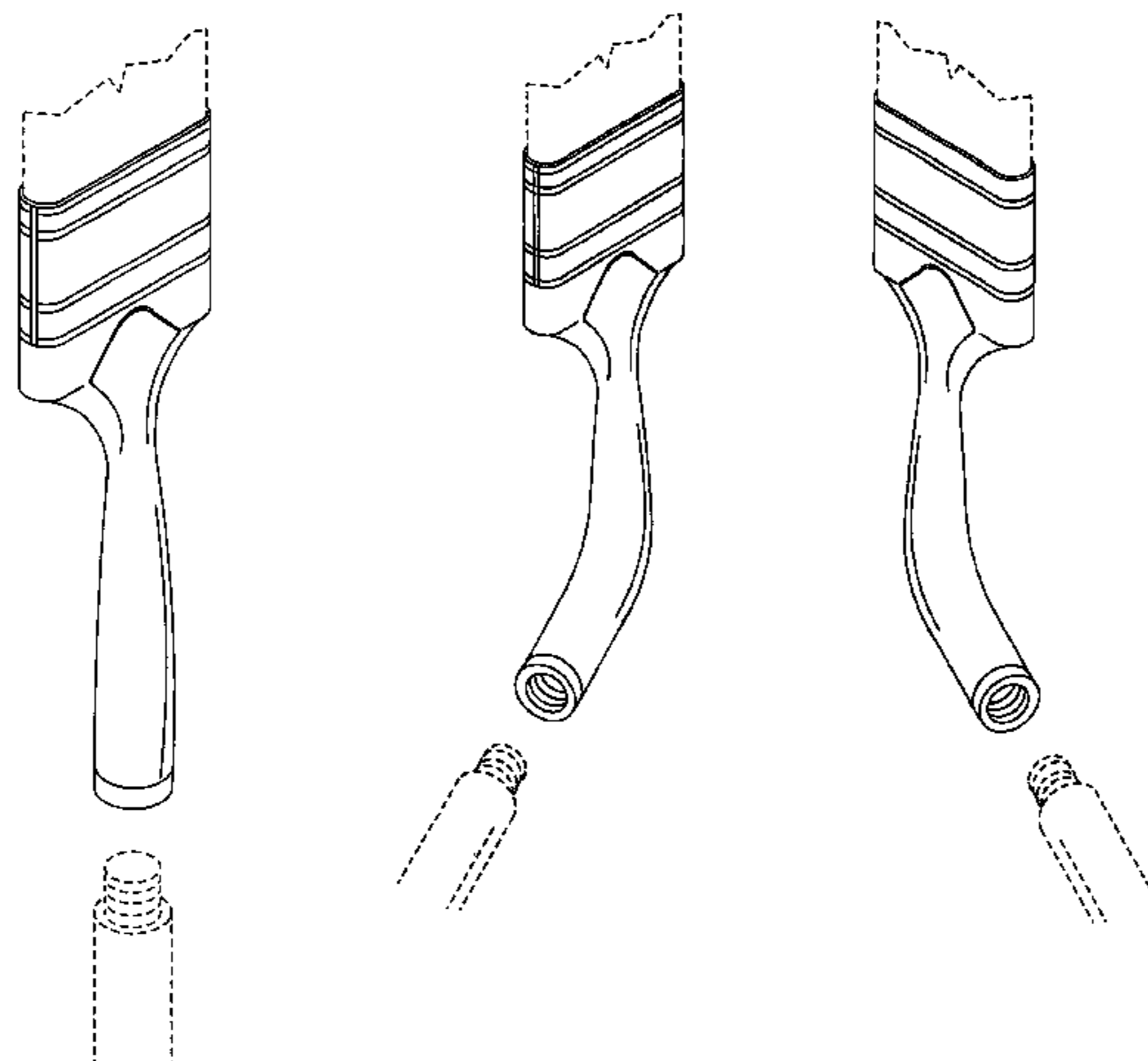
DESCRIPTION

FIG. 1 is a perspective view of the invented paint brush handle, and showing my new design with an internally threaded opening for selectively receiving a threaded extension handle, the extension handle being shown in dotted lines;

FIG. 2 is a top view thereof;
 FIG. 3 is a right side view thereof;
 FIG. 4 is a front view thereof;
 FIG. 5 is a left side view thereof;
 FIG. 6 is a rear view thereof;
 FIG. 7 is a bottom view thereof;
 FIG. 8 is a perspective view of a first alternative embodiment of the invented paint brush handle, having the paint brush handle curved leftward;
 FIG. 9 is a top view of the first alternative embodiment thereof;
 FIG. 10 is a left side view of the first alternative embodiment thereof;
 FIG. 11 is a front view of the first alternative embodiment thereof;
 FIG. 12 is a right side view of the first alternative embodiment thereof;
 FIG. 13 is a rear view of the first alternative embodiment thereof;
 FIG. 14 is a bottom view of the first alternative embodiment thereof;
 FIG. 15 is a perspective view of a second alternative embodiment of the paint brush handle, having the paint brush handle curved rightward;
 FIG. 16 is a top view of the second alternative embodiment thereof;
 FIG. 17 is a rear view of the second alternative embodiment thereof;
 FIG. 18 is a left side view of the second alternative embodiment thereof;
 FIG. 19 is a front view of the second alternative embodiment thereof;
 FIG. 20 is a right side view of the second alternative embodiment thereof; and,
 FIG. 21 is a bottom view of the second alternative embodiment thereof.

The material in dotted lines is for illustrative purposes only, and forms no part of the claimed design.

1 Claim, 6 Drawing Sheets



US D495,145 S

Page 2

U.S. PATENT DOCUMENTS

4,157,598 A 6/1979 Talent et al.
D255,845 S * 7/1980 Wood D4/132
4,495,669 A * 1/1985 Hooper 15/143.1
5,329,663 A 7/1994 Council
D355,304 S * 2/1995 Bukovitz et al. D4/138
5,678,276 A * 10/1997 Ledingham et al. 15/168
5,752,287 A * 5/1998 Wheat 15/143.1 X
D412,618 S * 8/1999 Parker et al. D4/132

6,301,740 B1 10/2001 Quiroz

FOREIGN PATENT DOCUMENTS

EP 0 872 311 10/1998
FR 2 784 014 4/2000
FR 2818514 * 6/2002 A46B/17/00
GB 842182 7/1960
JP 63-143007 6/1988

* cited by examiner

Fig. 1



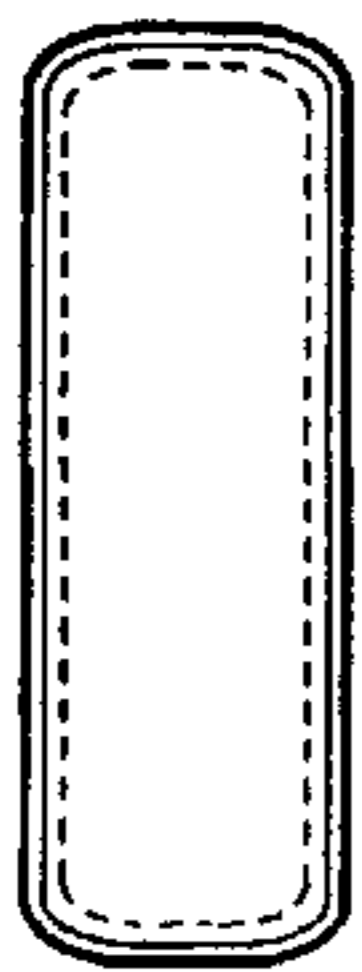


Fig. 2

Fig. 3




Fig. 4

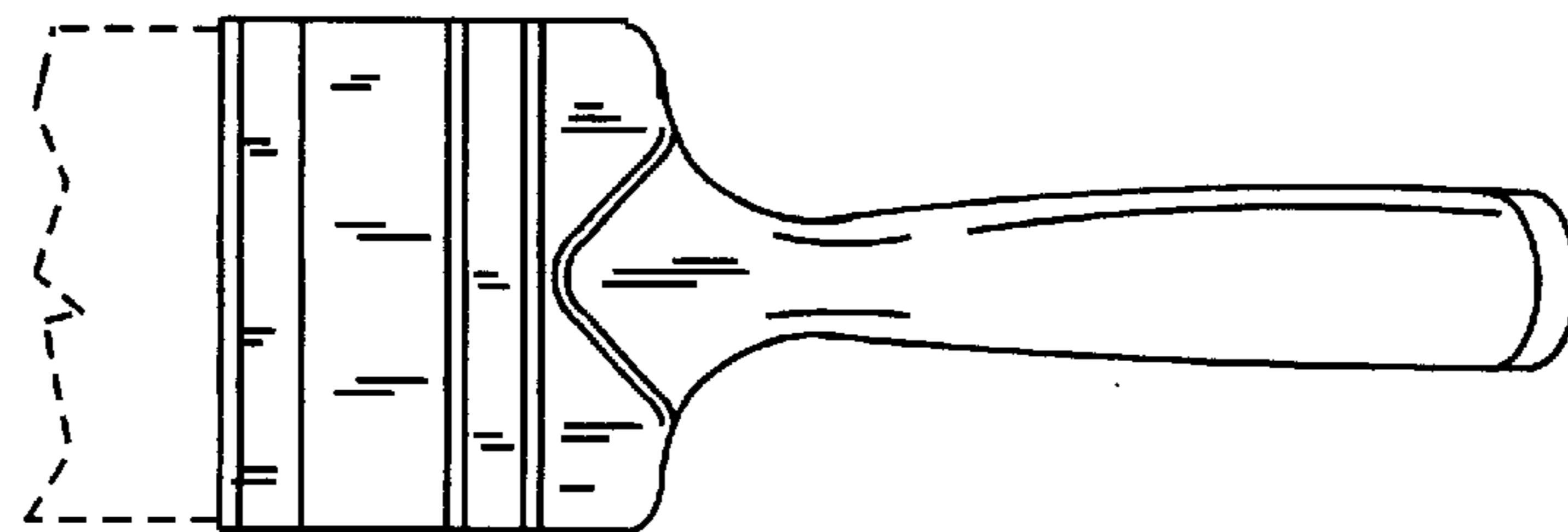


Fig. 5



Fig. 6

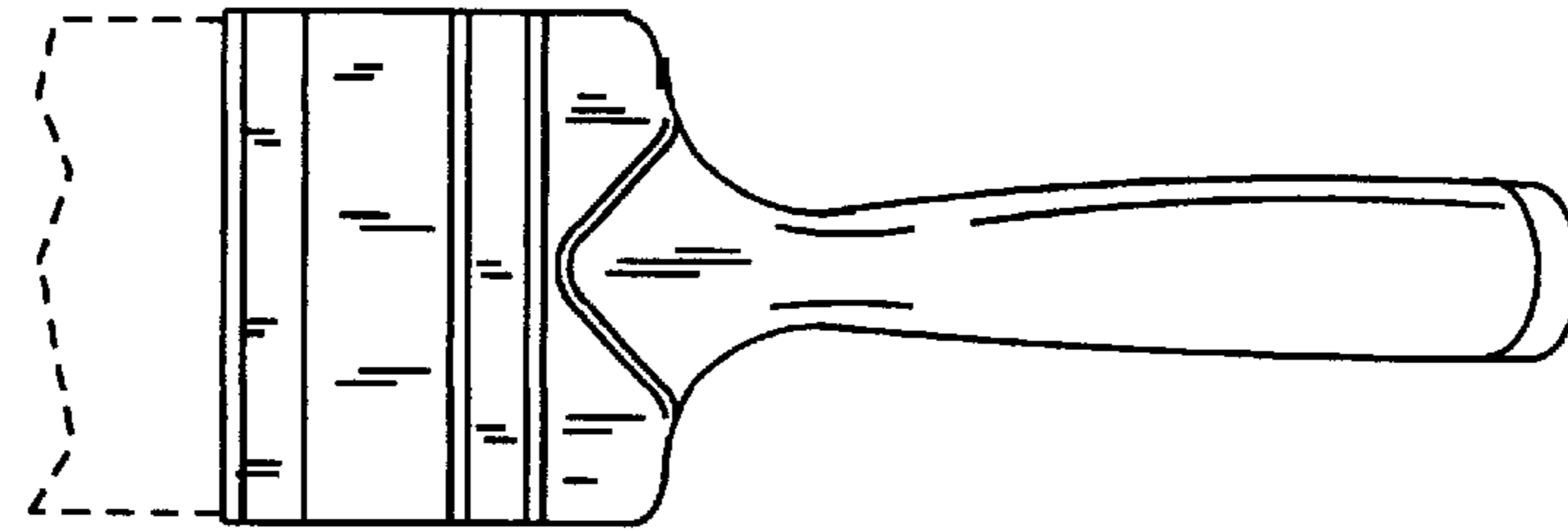
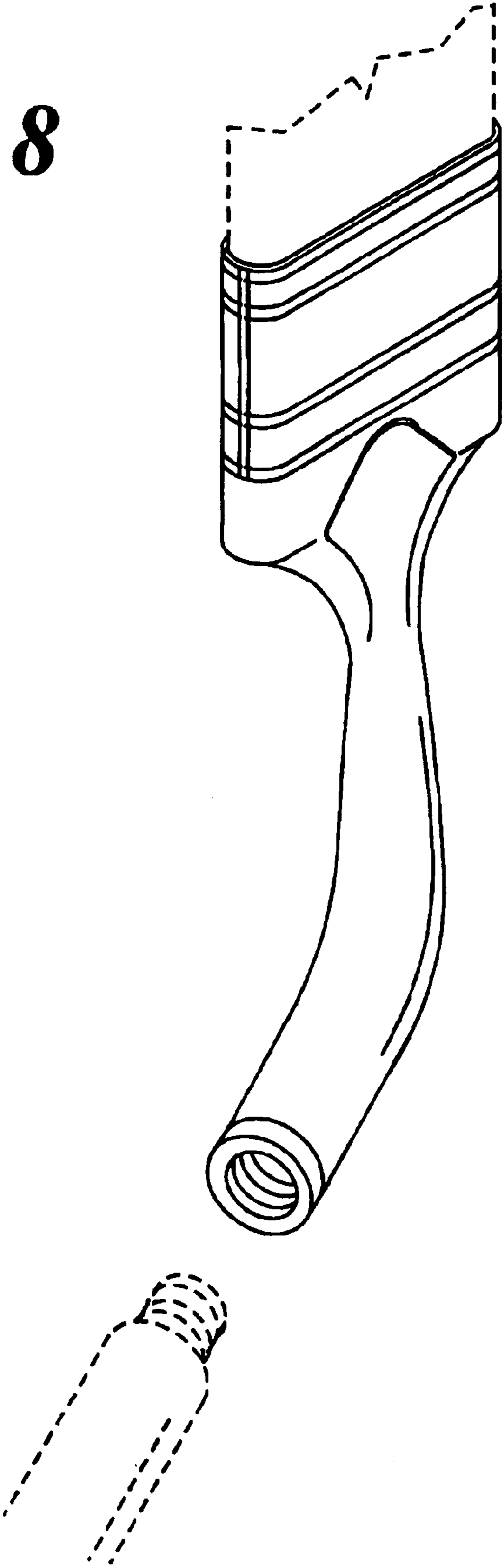


Fig. 7

Fig. 8



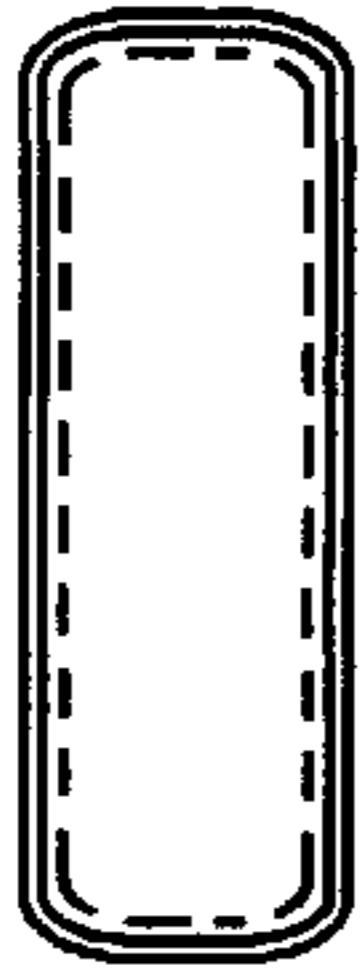


Fig. 9

Fig. 10

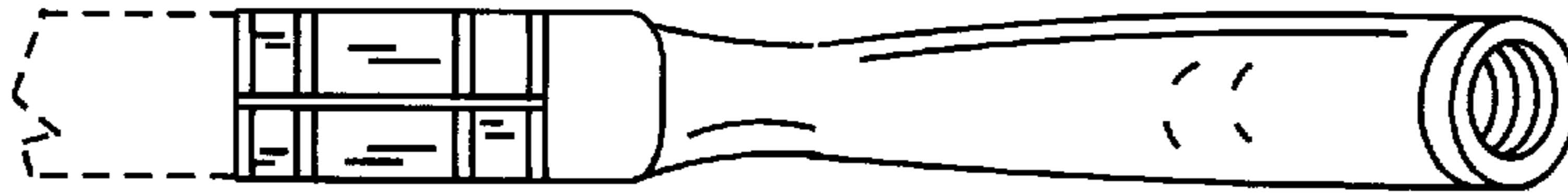


Fig. 11

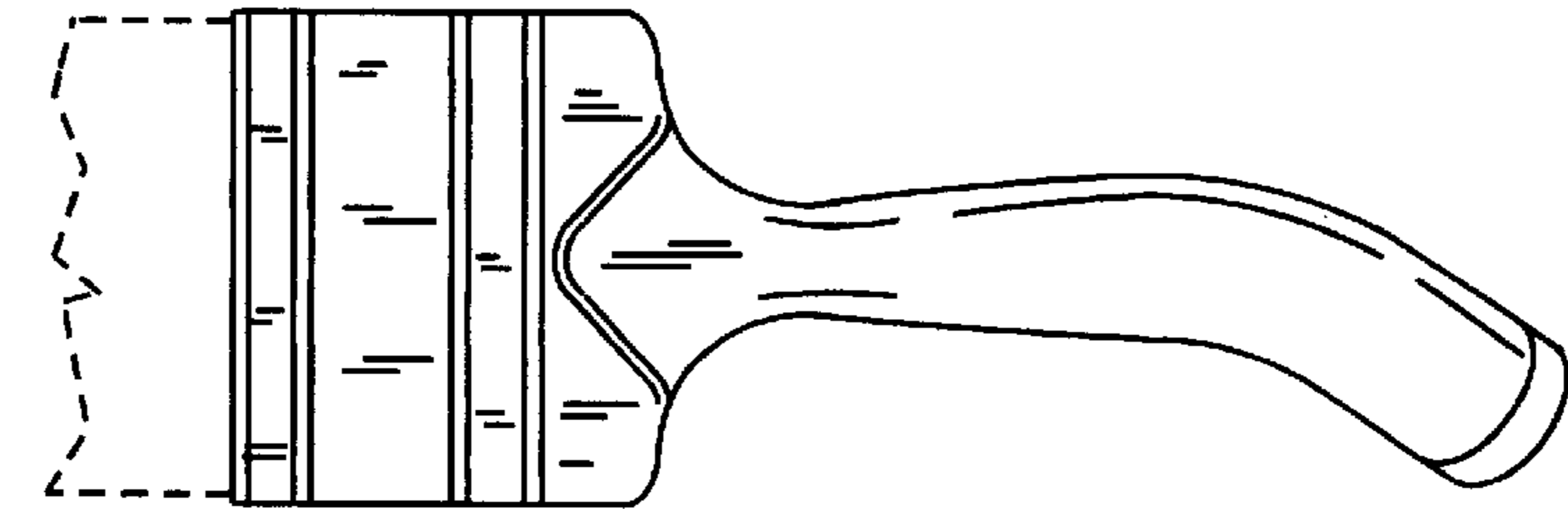


Fig. 12

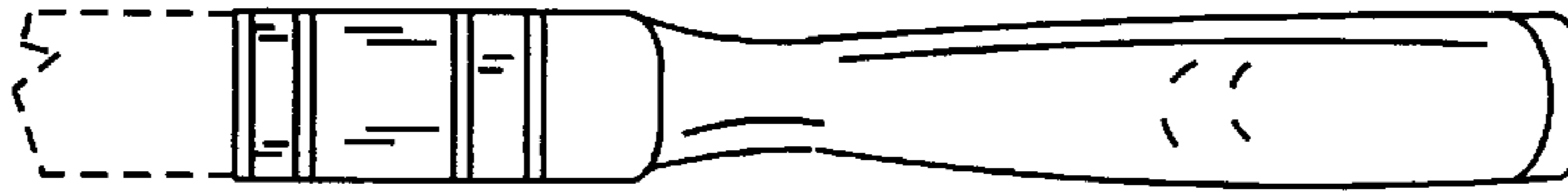


Fig. 13

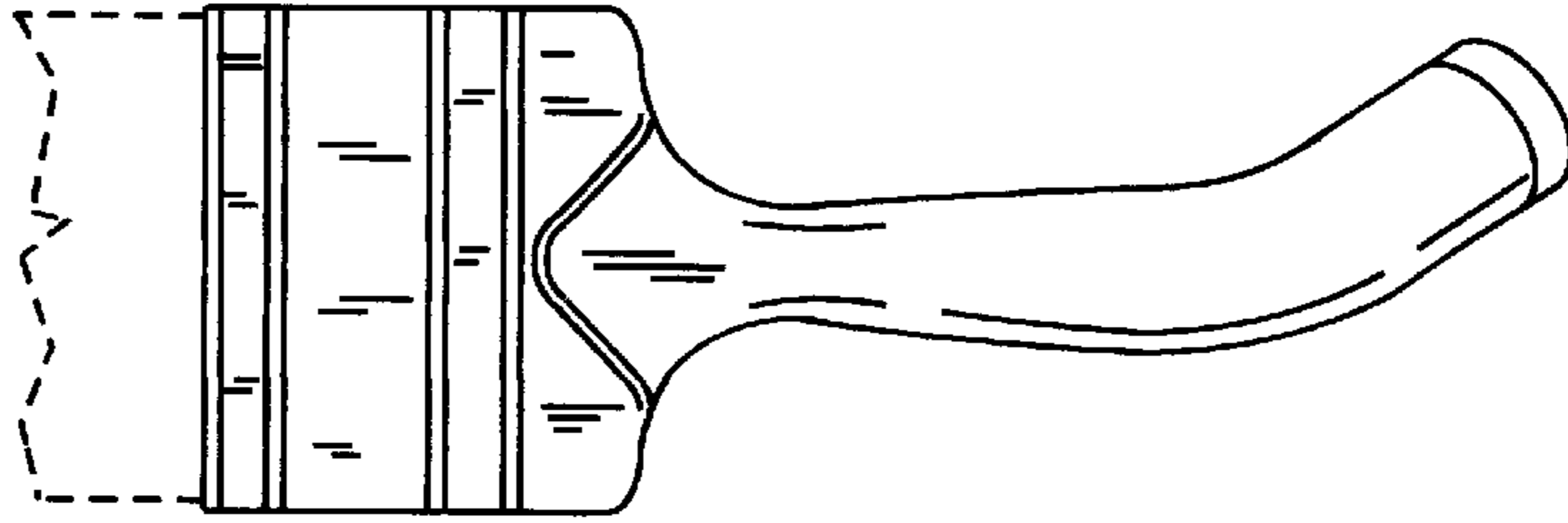


Fig. 14

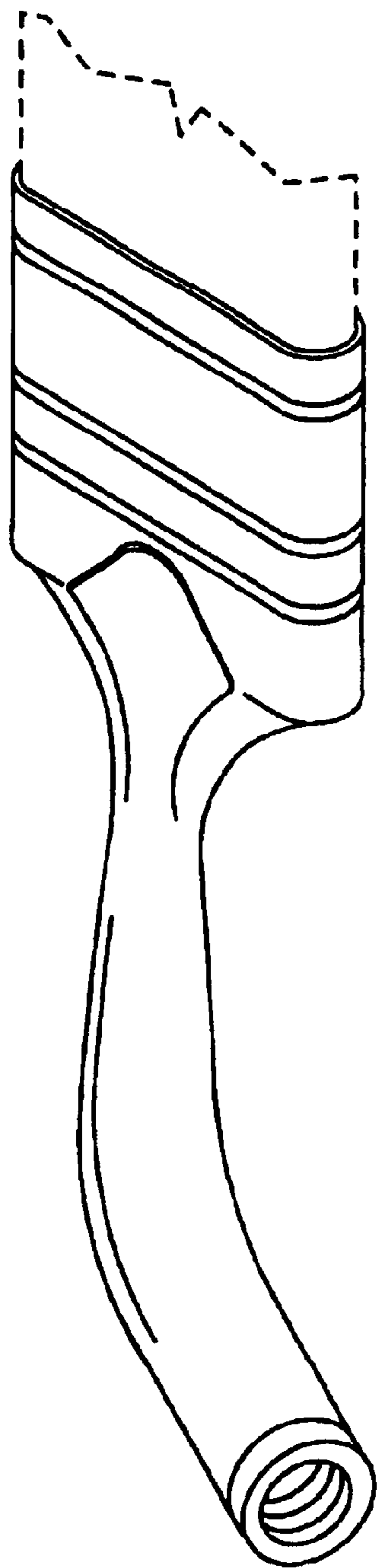


Fig. 15




Fig. 20




Fig. 19

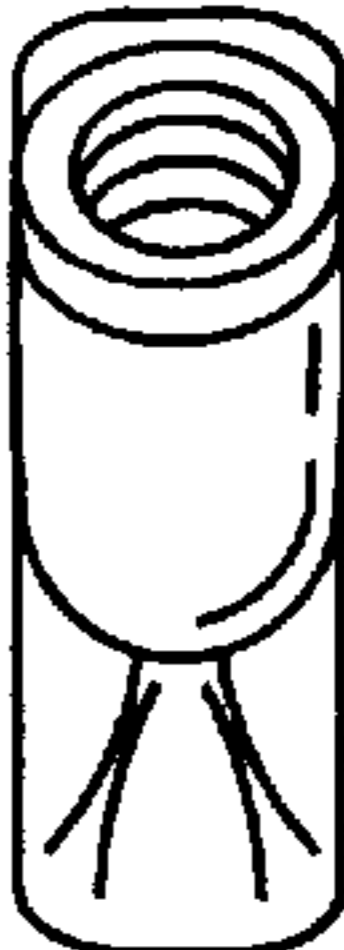
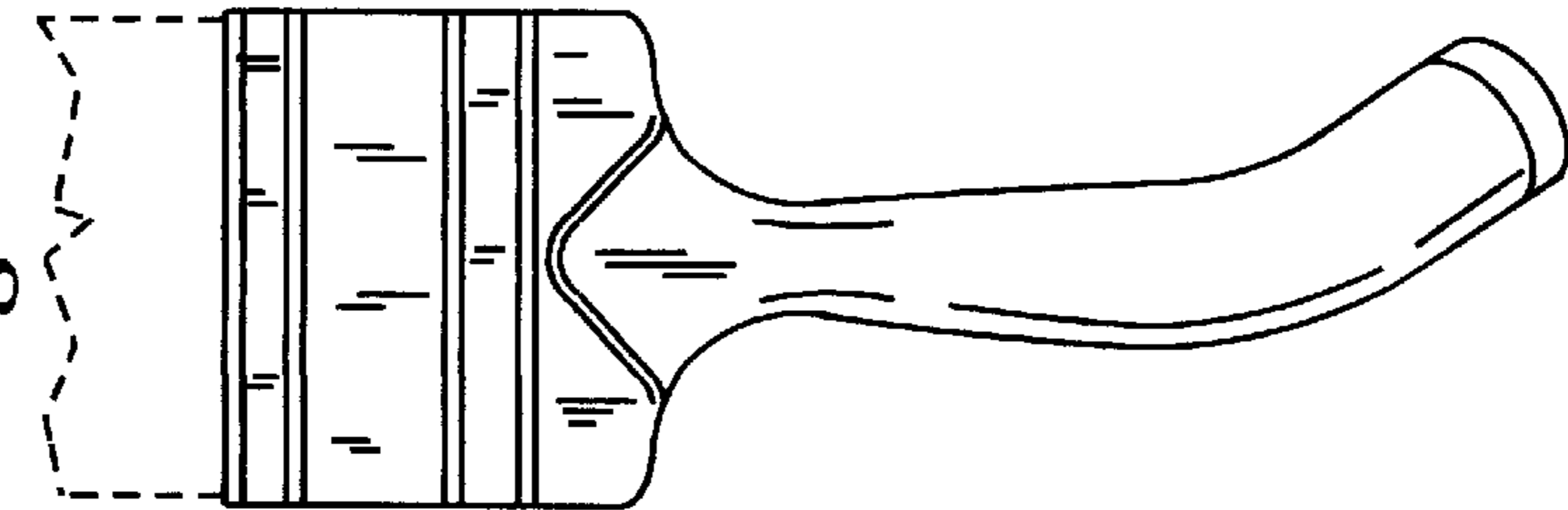


Fig. 21



Fig. 16

Fig. 18

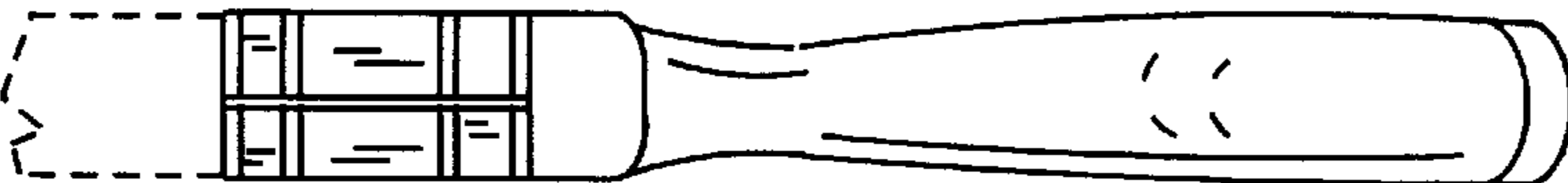


Fig. 17

