

US00D495121S1

(12) **United States Design Patent**  
**McClaskie**

(10) **Patent No.:** **US D495,121 S**

(45) **Date of Patent:** **\*\* Aug. 31, 2004**

(54) **OUTSOLE**

(75) **Inventor:** **Thomas E. McClaskie**, Bethlehem, PA  
(US)

(73) **Assignee:** **Columbia Insurance Company**,  
Omaha, NE (US)

(\*\*) **Term:** **14 Years**

(21) **Appl. No.:** **29/191,407**

(22) **Filed:** **Oct. 7, 2003**

(51) **LOC (7) Cl.** ..... **02-04**

(52) **U.S. Cl.** ..... **D2/952; D2/953**

(58) **Field of Search** ..... D2/947-949, 951-960;  
D5/4, 6, 8, 12, 16, 25, 32, 43, 56, 66; 36/3 B,  
22 R, 25 R, 28, 32 A, 32 R, 59 R, 67,  
67 B

(56) **References Cited**

**U.S. PATENT DOCUMENTS**

D71,293 S	*	10/1926	Meeker	
D86,026 S	*	1/1932	Hopwood	
D330,802 S	*	11/1992	Edmund et al.	D2/952
D343,507 S	*	1/1994	Gramola	D2/948
D369,234 S	*	4/1996	Fabio	D2/952
D398,745 S	*	9/1998	Cass	D2/954
D403,143 S	*	12/1998	Gillespie	D2/952
D416,378 S	*	11/1999	McNaught	D2/952
D428,241 S	*	7/2000	Ferrer	D2/952
D430,387 S	*	9/2000	Merceron	D2/952
D433,213 S	*	11/2000	Schuette et al.	D2/957

D459,064 S	*	6/2002	McClaskie	D2/957
D459,864 S	*	7/2002	Butler et al.	D2/953
D466,273 S	*	12/2002	Byrd	D2/952
D467,710 S	*	12/2002	Matis et al.	D2/952
D473,696 S	*	4/2003	Mangee	D2/952
D480,203 S	*	10/2003	Matis et al.	D2/952

\* cited by examiner

*Primary Examiner*—Celia A. Murphy

(74) *Attorney, Agent, or Firm*—St. Onge Steward Johnston  
& Reens LLC

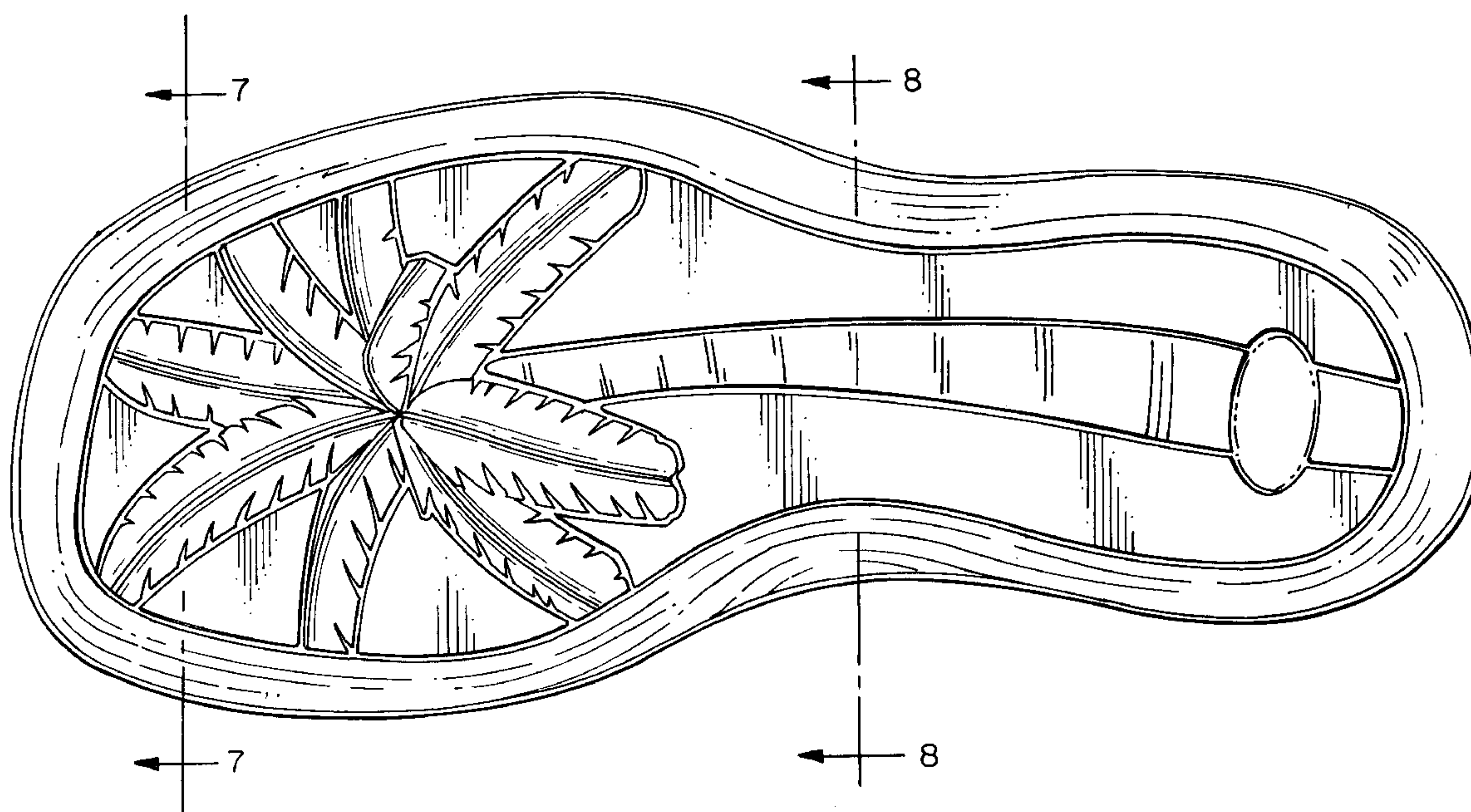
(57) **CLAIM**

I claim the ornamental design for an outsole, as shown and described.

**DESCRIPTION**

FIG. 1 is a bottom plan view of an outsole showing my new design;  
 FIG. 2 is a bottom perspective view thereof;  
 FIG. 3 is a right side elevational view thereof;  
 FIG. 4 is a left side elevational view thereof;  
 FIG. 5 is a front elevational view thereof;  
 FIG. 6 is a rear elevational view thereof;  
 FIG. 7 is a sectional view taken on line 7—7 of FIG. 1; and,  
 FIG. 8 is a sectional view taken on line 8—8 of FIG. 1.  
 The broken line showing an oval shape, in FIG. 1 defines the boundary of the design, The broken line showing a shoe upper in FIGS. 2-6, and the broken lines in FIGS. 7 & 8, represent portions of the design that form no part of the claim. None of the broken lines form a part of the claim.

**1 Claim, 6 Drawing Sheets**



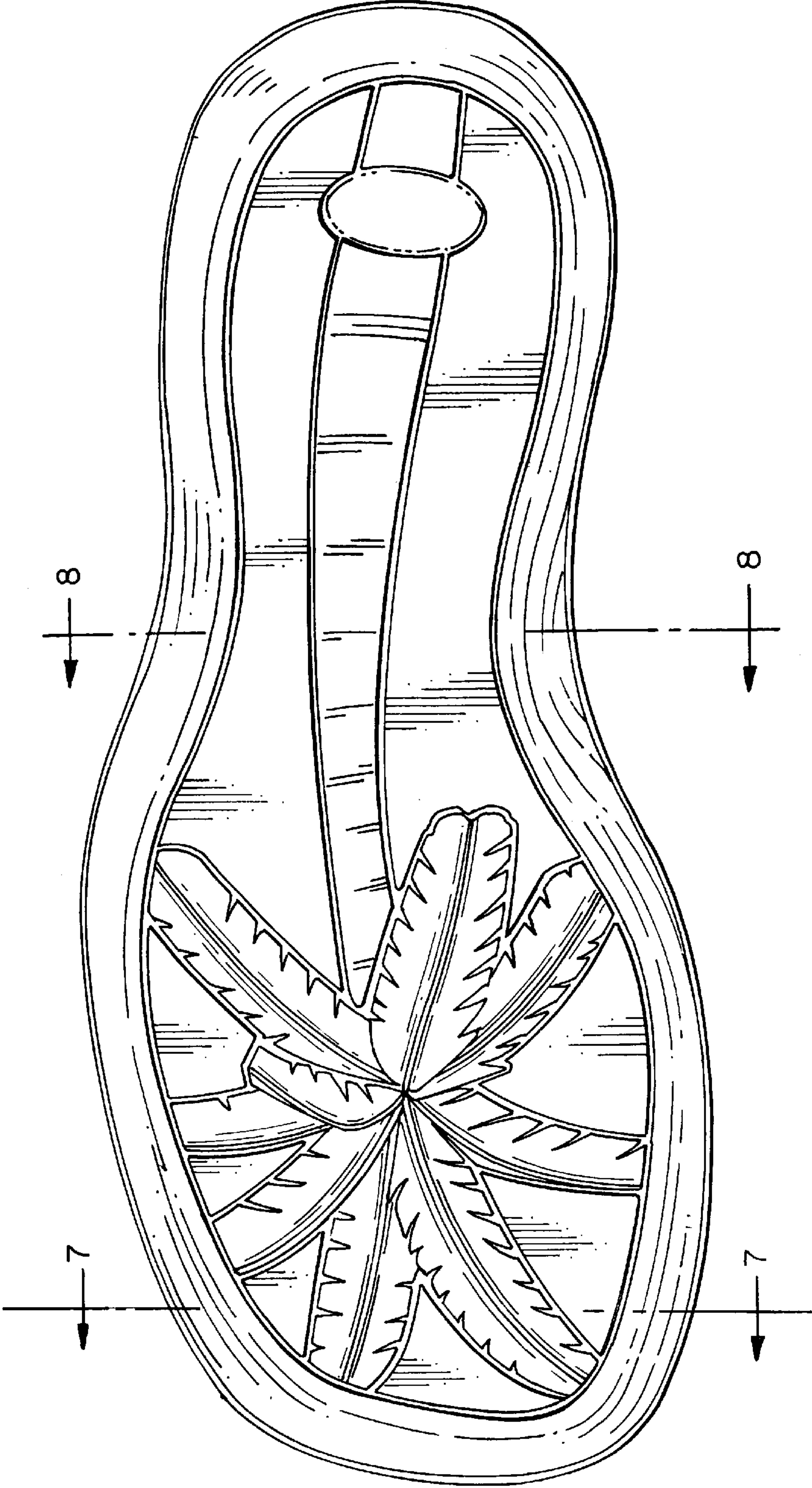


FIG. 1

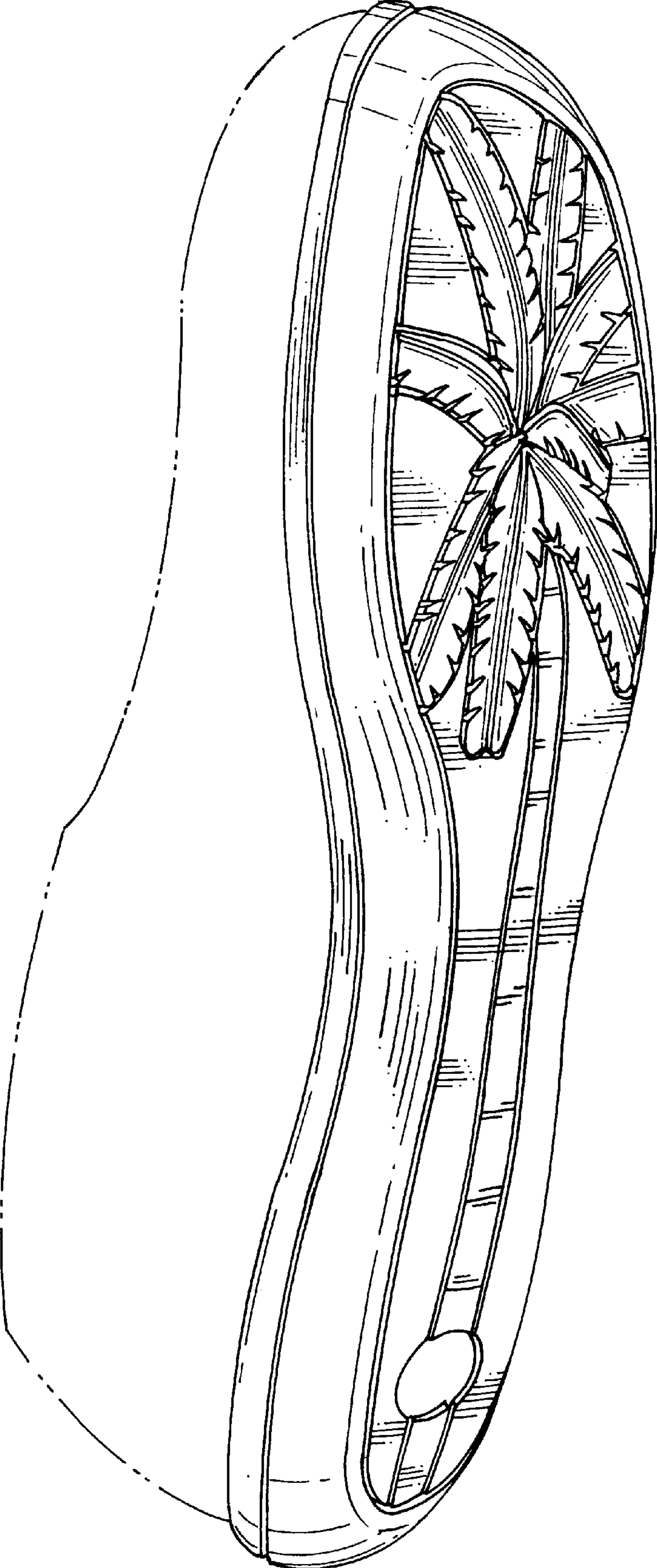
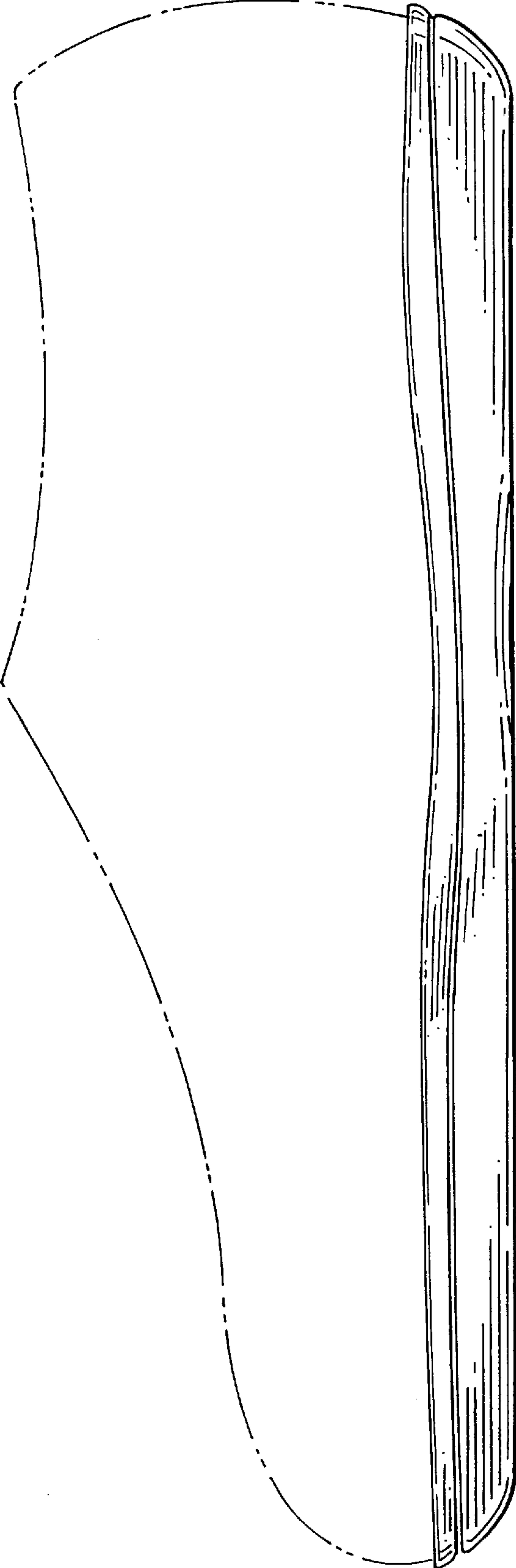
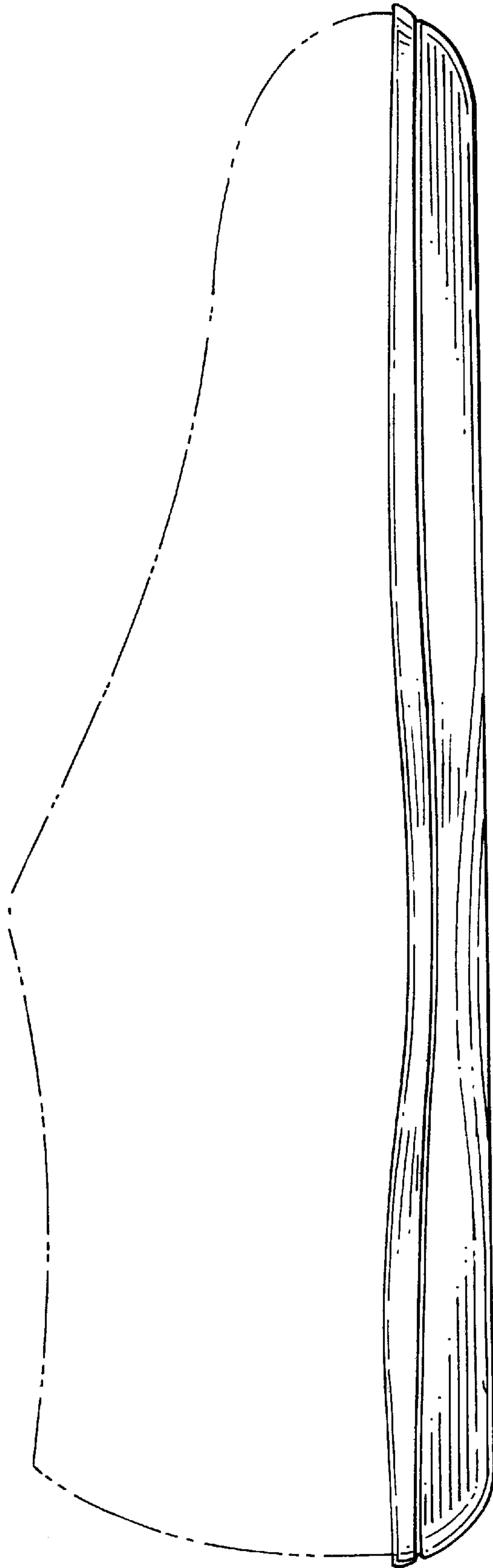


FIG. 2

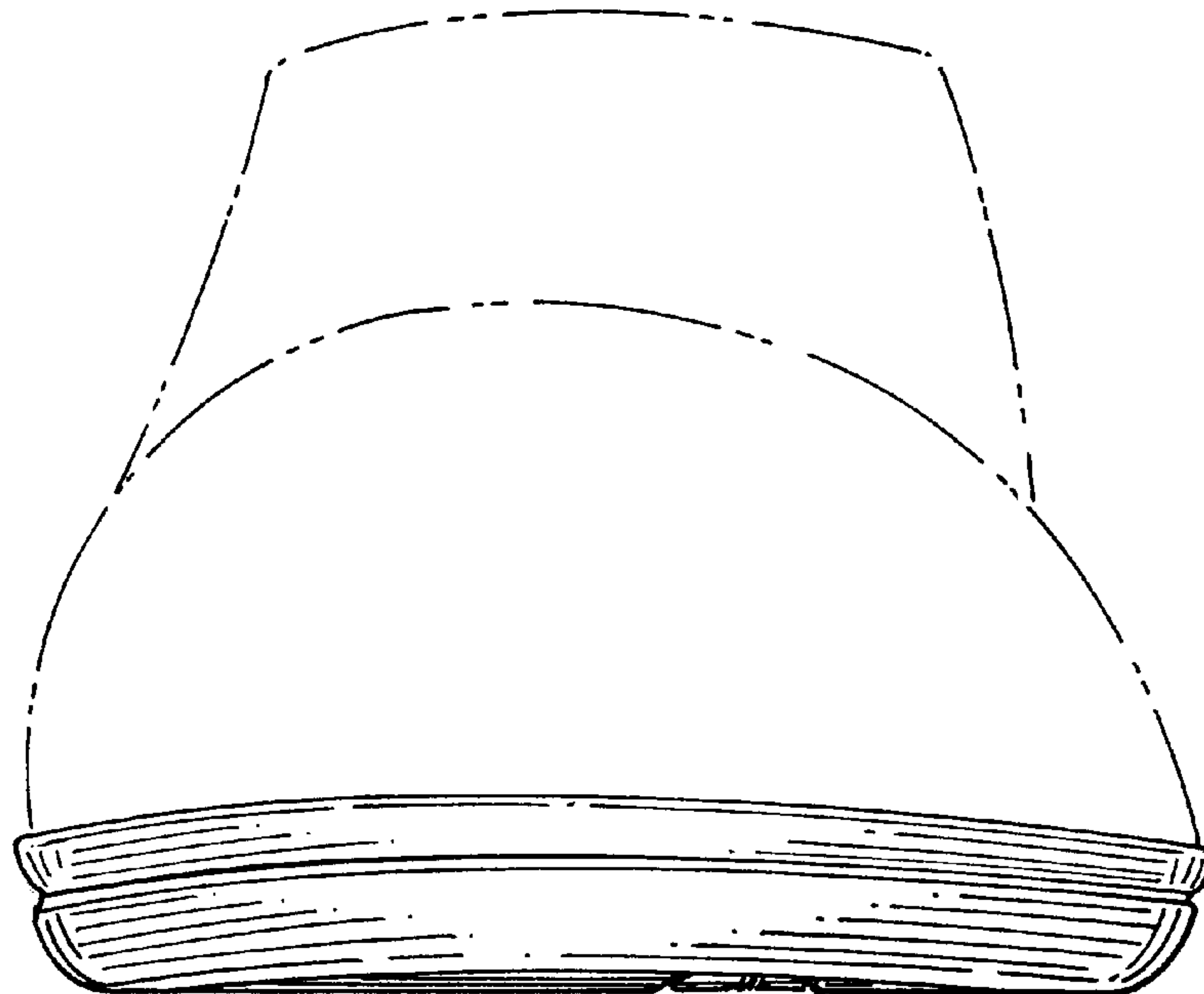





*FIG. 3*



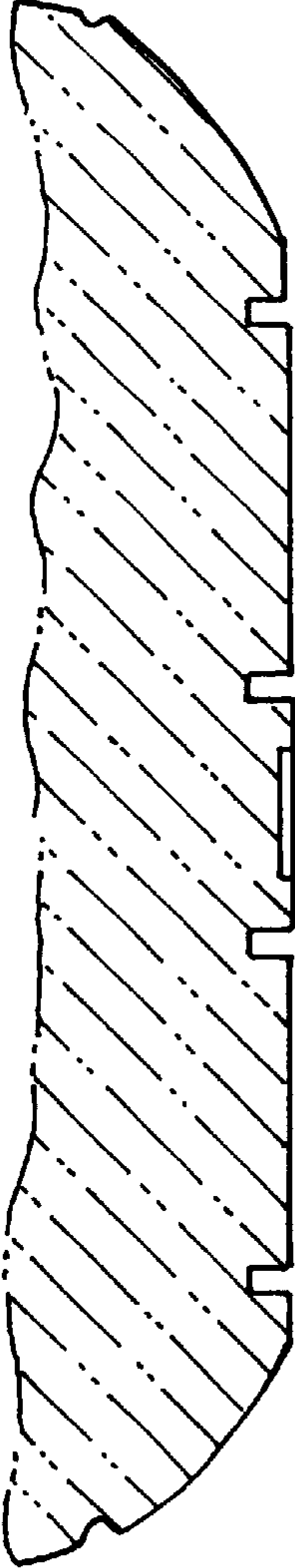
*FIG. 4*



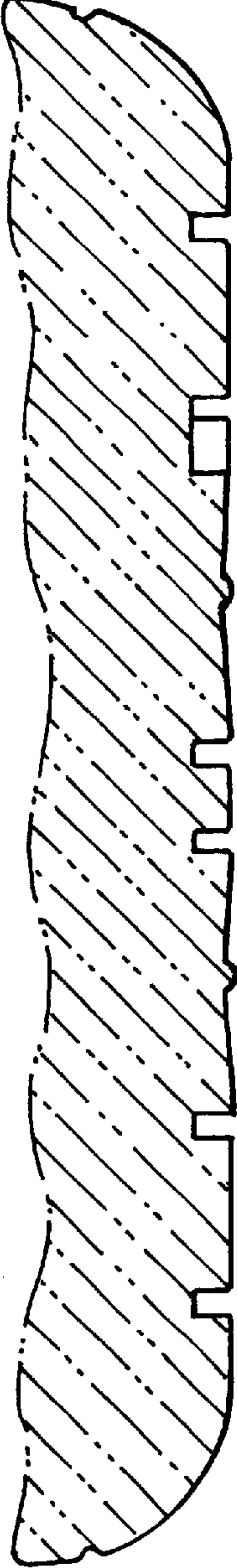
*FIG. 5*



*FIG. 6*



*FIG. 8*



*FIG. 7*