

US00D495118S1

(12) **United States Design Patent**  
**Sherman**

(10) **Patent No.:** **US D495,118 S**

(45) **Date of Patent:** **\*\* Aug. 31, 2004**

(54) **STRAP WITH REFLECTIVE STRIP**

5,845,654 A \* 12/1998 Johnson ..... 132/210

(76) **Inventor:** **Harry A. Sherman**, 900 Springdale Dr., Exton, PA (US) 19341

\* cited by examiner

*Primary Examiner*—Paula A. Greene

(\*\*) **Term:** **14 Years**

(74) *Attorney, Agent, or Firm*—Zachary T. Wobensmith, III

(21) **Appl. No.:** **29/175,761**

(57) **CLAIM**

(22) **Filed:** **Feb. 11, 2003**

The ornamental design for a strap with reflective strip, as shown and described.

(51) **LOC (7) Cl.** ..... **02-07**

**DESCRIPTION**

(52) **U.S. Cl.** ..... **D2/625**

(58) **Field of Search** ..... D2/624, 625, 627, D2/865, 894, 500; 2/170, 171, 174, 181, 300, 311, 338, 63, 209.3; D30/152; 132/210; 206/205; 359/518

FIG. 1 is a side view of a strap with reflective strip showing my new design;

FIG. 2 is a perspective view thereof;

FIG. 3 is a top plan view thereof;

FIG. 4 is a front view thereof;

FIG. 5 is a rear view thereof;

FIG. 6 is a left side elevational view thereof; and,

FIG. 7 is a right side elevational view thereof.

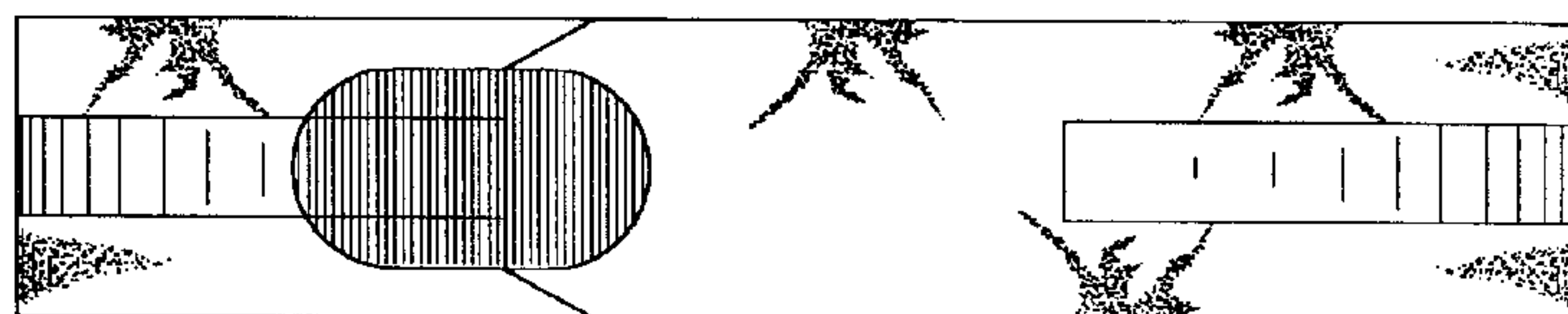

The broken line showing of the human form in FIG. 1 is for illustrative purposes only and forms no part of the claimed design.

(56) **References Cited**

**U.S. PATENT DOCUMENTS**

4,091,766 A	*	5/1978	Colliard	.....	359/518
4,656,671 A	*	4/1987	Manges	.....	2/174
4,840,270 A	*	6/1989	Caputo et al.	.....	206/205
5,033,122 A	*	7/1991	Smith	.....	2/209.3
D346,482 S	*	5/1994	Merrill	.....	D2/627
D399,635 S	*	10/1998	Knight et al.	.....	D2/627

**1 Claim, 3 Drawing Sheets**






Fig. 1

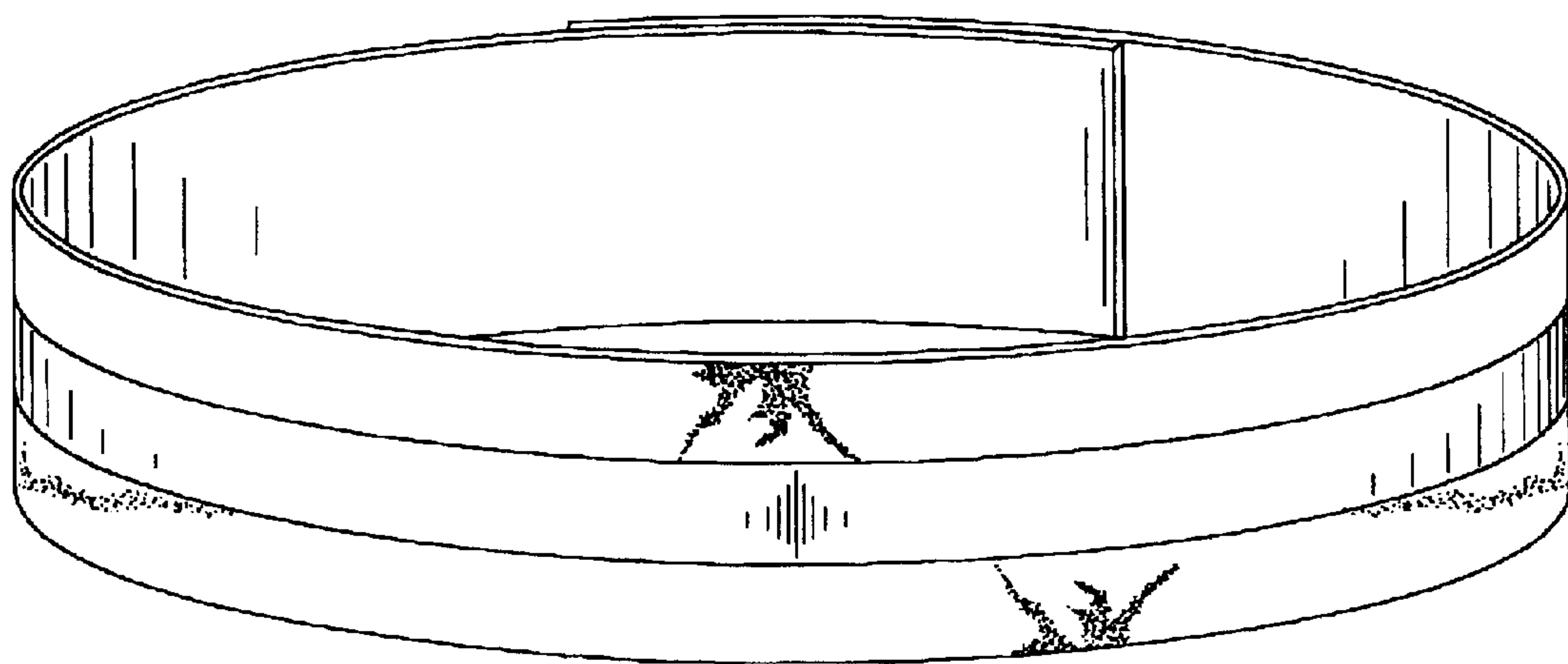


Fig. 2

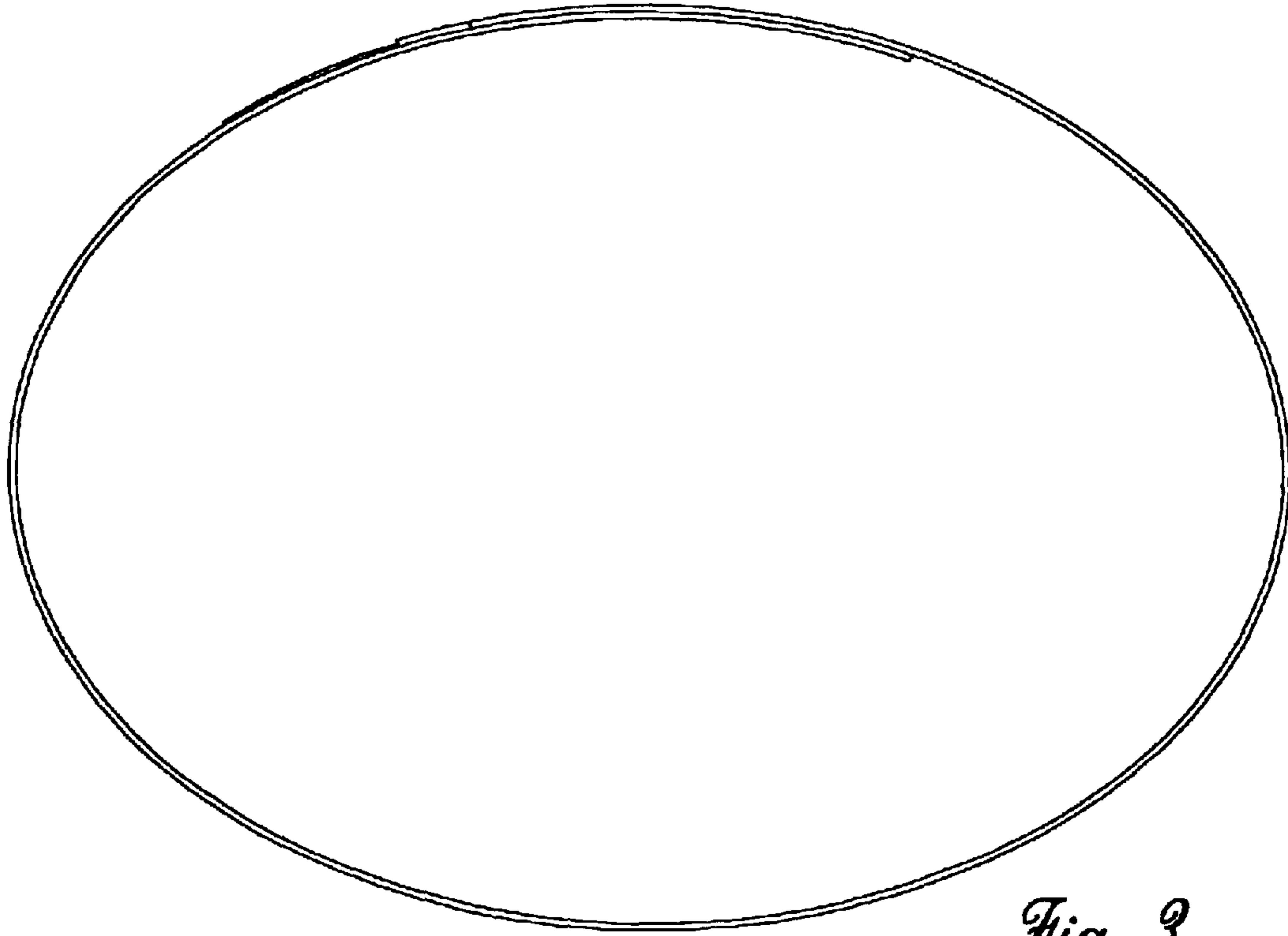


Fig. 3

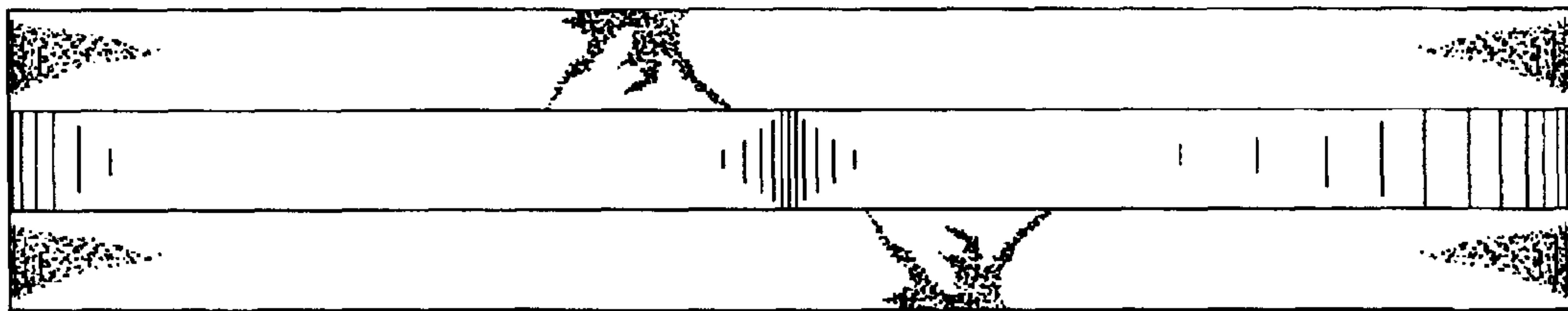


Fig. 4




Fig. 5




Fig. 6




Fig. 7