

US00D495113S1

(12) **United States Design Patent**
Lynch et al.

(10) **Patent No.:** **US D495,113 S**
(45) **Date of Patent:** **** Aug. 24, 2004**

(54) **DRAWER FACE FOR A VERTICAL FILE, A SAFE, OR THE LIKE**

(75) Inventors: **Peter F. Lynch**, Skaneateles, NY (US);
Scott W. Osiecki, Skaneateles, NY (US); **Todd B. Abernethy**, Skaneateles, NY (US)

(73) Assignee: **John D. Brush & Co., Inc.**, Rochester, NY (US)

(**) Term: **14 Years**

(21) Appl. No.: **29/180,372**

(22) Filed: **Apr. 23, 2003**

(51) **LOC (7) Cl.** **99-00**

(52) **U.S. Cl.** **D99/43; D99/28; D6/510**

(58) **Field of Search** **D6/509, 510, 432, D6/448; D99/28, 43; D13/162, 177; 109/59 R, 64, 78; 312/215, 222**

(56) **References Cited**

U.S. PATENT DOCUMENTS

D272,619 S * 2/1984 Elmenyawy D13/177

D372,017 S * 7/1996 Suematsu et al. D13/110
D433,553 S * 11/2000 Goldstein D99/43
D464,795 S * 10/2002 Lin et al. D6/432
D485,041 S * 1/2004 Paris et al. D99/28
D485,960 S * 1/2004 Paris et al. D99/43

* cited by examiner

Primary Examiner—Cathron Brooks

(74) *Attorney, Agent, or Firm*—Jaeckle Fleischmann & Mugel, LLP

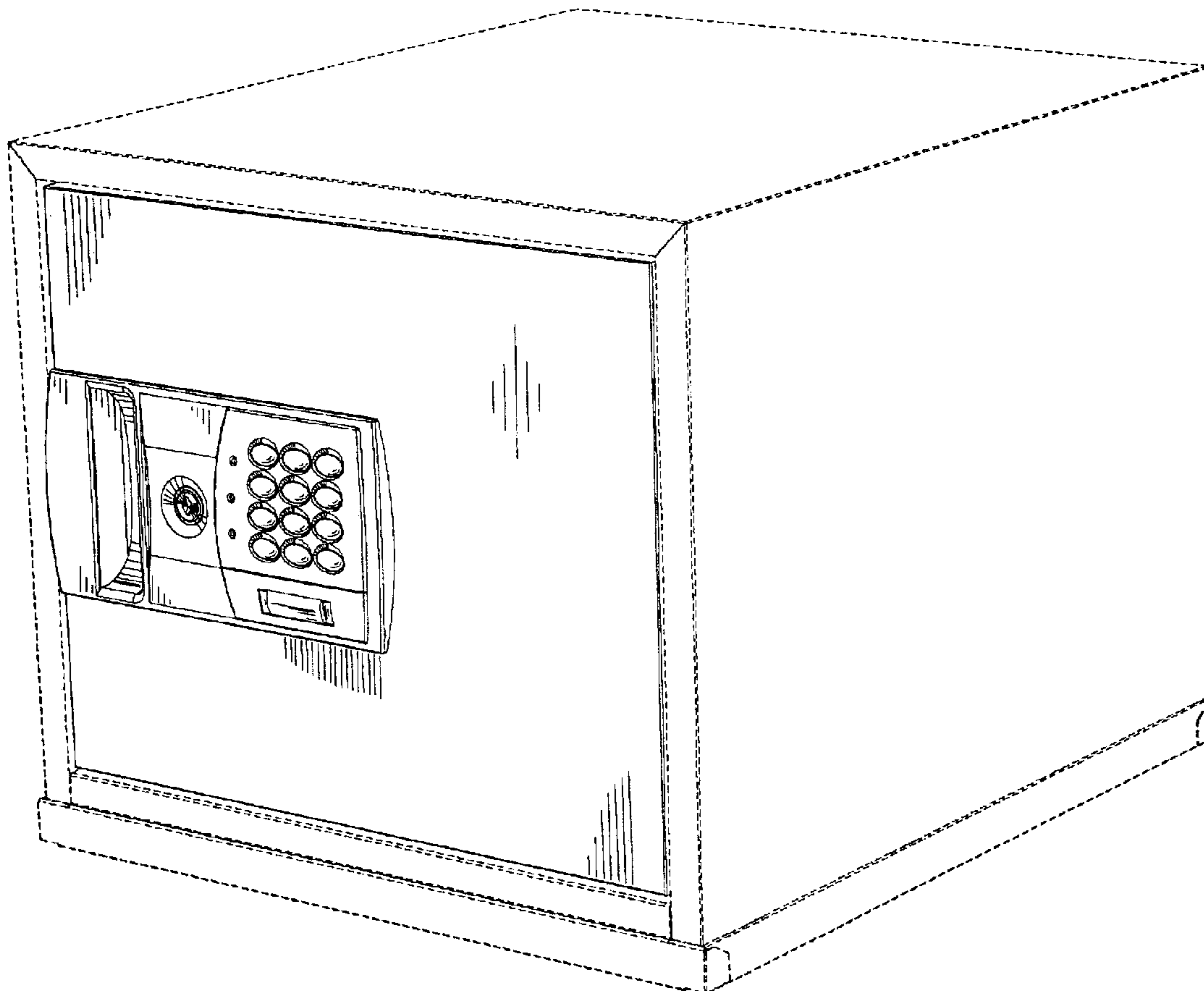
(57) **CLAIM**

The ornamental design for a drawer face for a vertical file, a safe, or the like, as shown and described.

DESCRIPTION

FIG. 1 is a perspective view of an embodiment of the design. FIG. 2 is a top view of an embodiment of the design. FIG. 3 is a front elevational view of an embodiment of the design; and, FIG. 4 is a side view of an embodiment of the design. The broken line showing of a safe is for illustrative purposes only and forms no part of the claimed design.

1 Claim, 2 Drawing Sheets



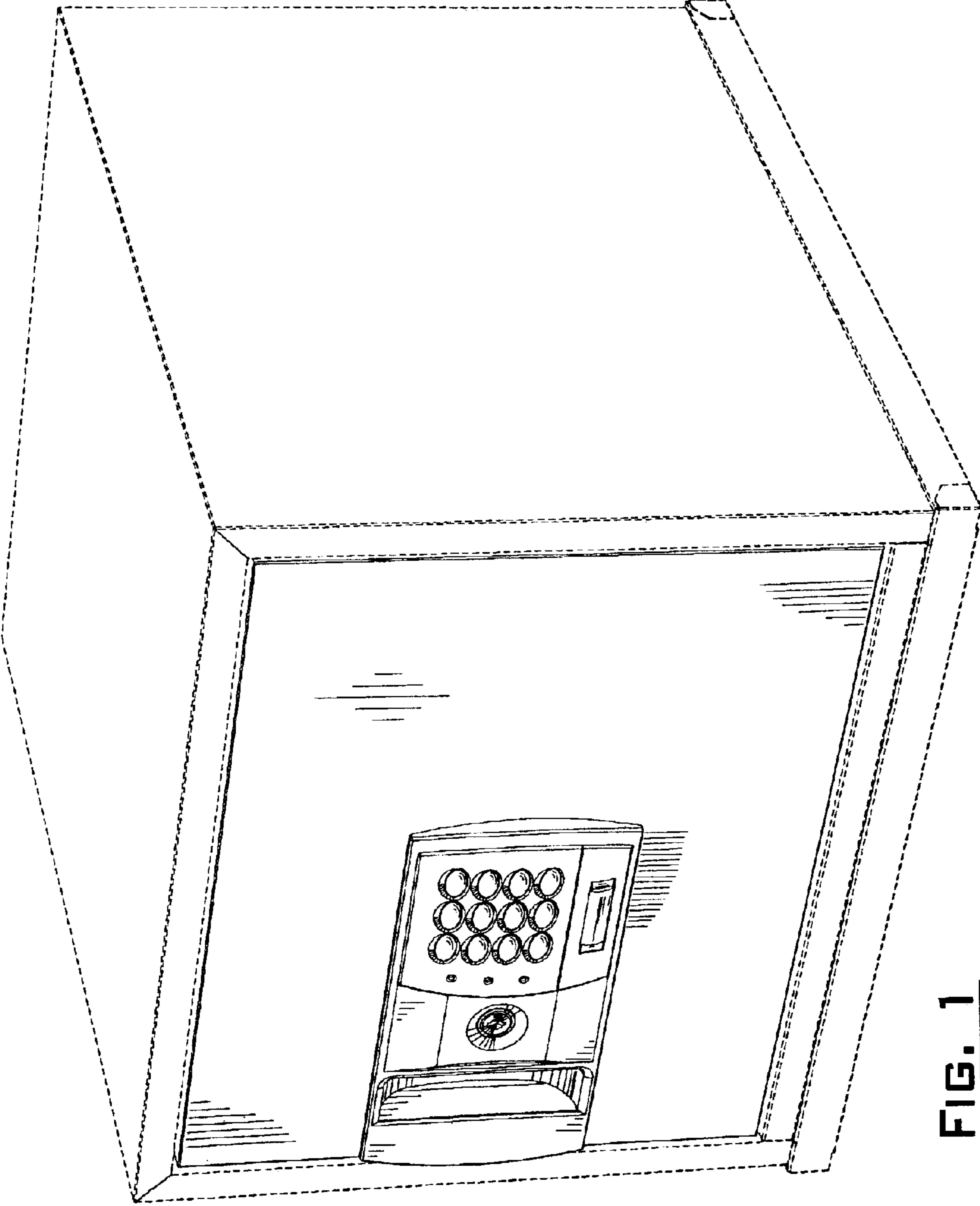


FIG. 1




FIG. 2




FIG. 3




FIG. 4