

US00D495110S1

(12) **United States Design Patent**  
**Sarich**

(10) **Patent No.:** **US D495,110 S**  
(45) **Date of Patent:** **\*\* Aug. 24, 2004**

(54) **9-11 COMMEMORATIVE TWIN TOWERS WITH MAIL BOX AND FLAGS**

(76) Inventor: **Ivan Marijan Sarich**, 8510 Lake Point Dr., Franklin, WI (US) 53132

(\*\*) Term: **14 Years**

(21) Appl. No.: **29/172,514**

(22) Filed: **Dec. 13, 2002**

(51) **LOC (7) Cl.** ..... **99-00**

(52) **U.S. Cl.** ..... **D99/30**

(58) **Field of Search** ..... D99/29, 30, 31,  
D99/32; 232/14, 17, 24, 29, 38, 39; 150/154,  
158, 165

(56) **References Cited**

**U.S. PATENT DOCUMENTS**

1,495,741	A	*	5/1924	Higdon, Jr.	.....	232/39	X
D91,836	S	*	3/1934	Miller	.....	D99/30	
D95,339	S	*	4/1935	Hahn	.....	D99/30	
D344,842	S	*	3/1994	Mitchell	.....	D99/32	
D402,783	S	*	12/1998	Lamolinara	.....	D99/30	
5,984,172	A	*	11/1999	Easterwood	.....	232/38	
D428,546	S	*	7/2000	Rempfer	.....	D99/30	
6,308,884	B1		10/2001	Hamburger			
D454,243	S		3/2002	Pawlowski			

\* cited by examiner

*Primary Examiner*—Paula A. Greene

(74) *Attorney, Agent, or Firm*—Richard C. Litman

(57) **CLAIM**

The ornamental design for a 9-11 commemorative twin towers with mail box and flags, as shown and described.

**DESCRIPTION**

FIG. 1 is a right side elevational view, with the left side being a mirror image, of a first embodiment of a 9-11 commemorative twin towers with mail box and flags showing my new design;

FIG. 2 is a front elevational view thereof;

FIG. 3 is a rear elevational view thereof;

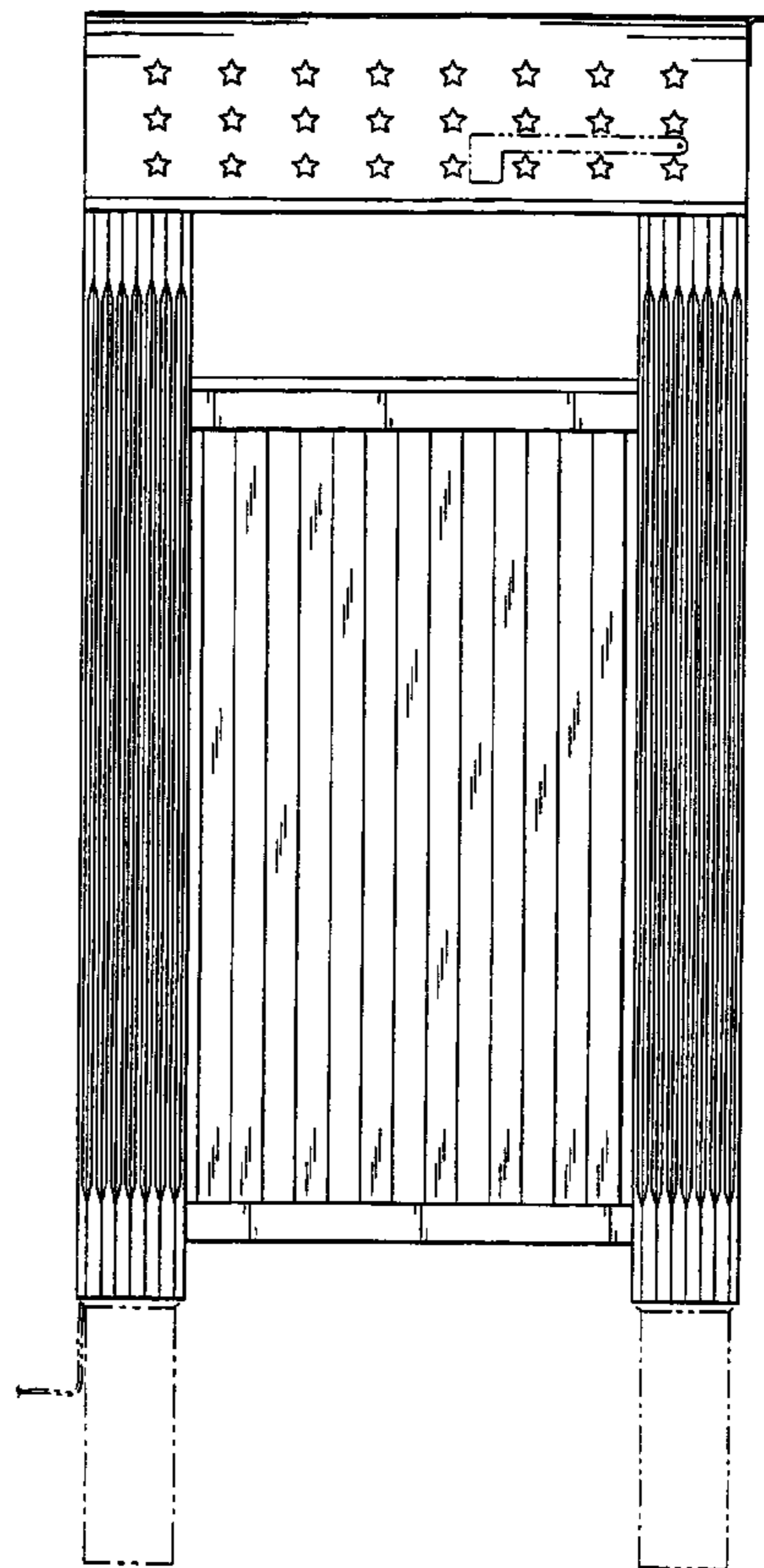
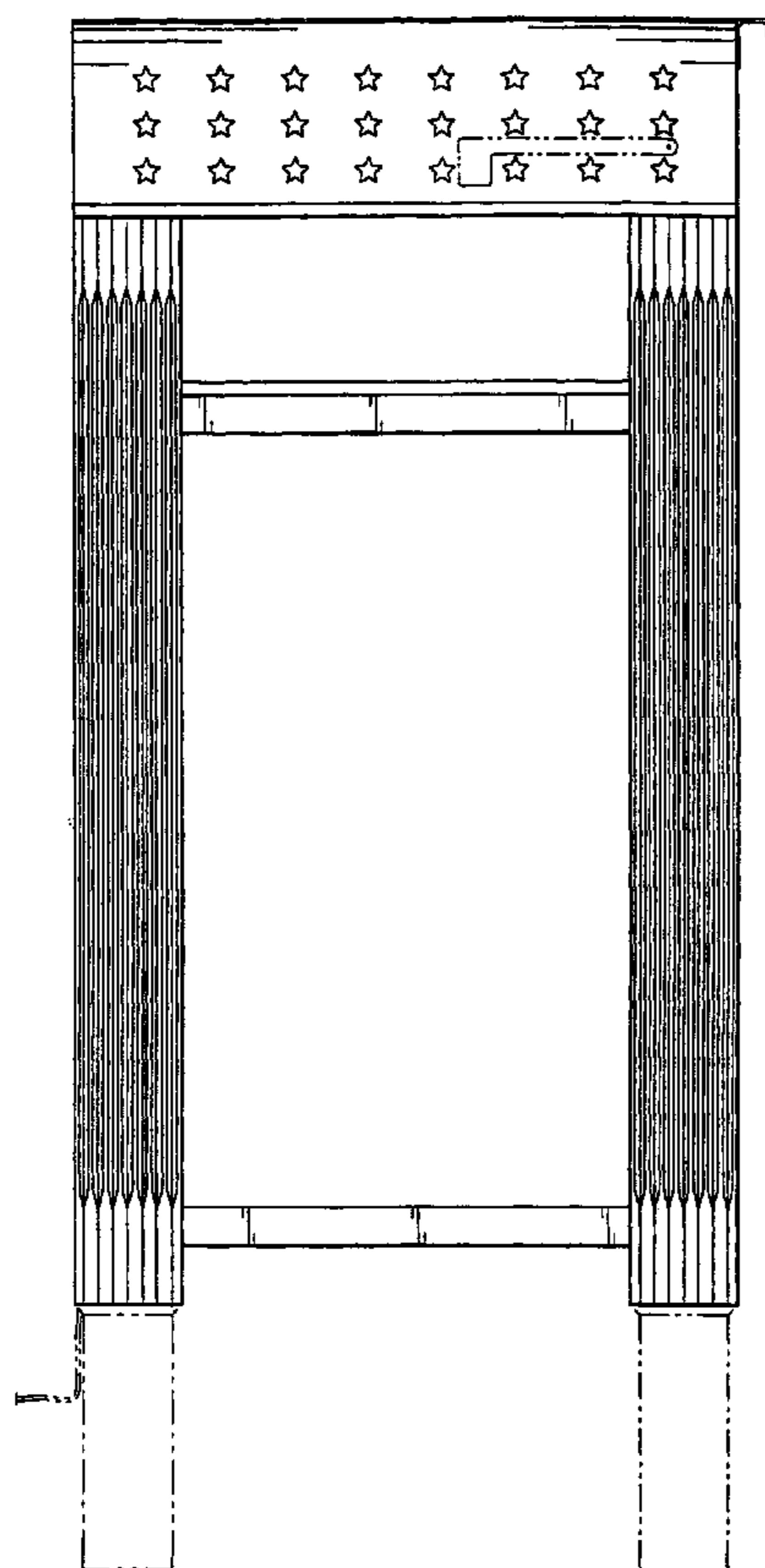
FIG. 4 is a right side elevational view, with the left side being a mirror image, of a second embodiment of a 9-11 commemorative twin towers with mail box and flags showing my new design;

FIG. 5 is a front elevational view thereof; and,

FIG. 6 is a rear elevational view thereof.

The broken line showing of the flag indicator, the wiring, and the footers in FIGS. 1 and 4 is for illustrative purposes only and forms no part of the claimed design. The broken line showing of the indicia in FIGS. 2 and 5 is for illustrative purposes only and forms no part of the claimed design.

**1 Claim, 4 Drawing Sheets**



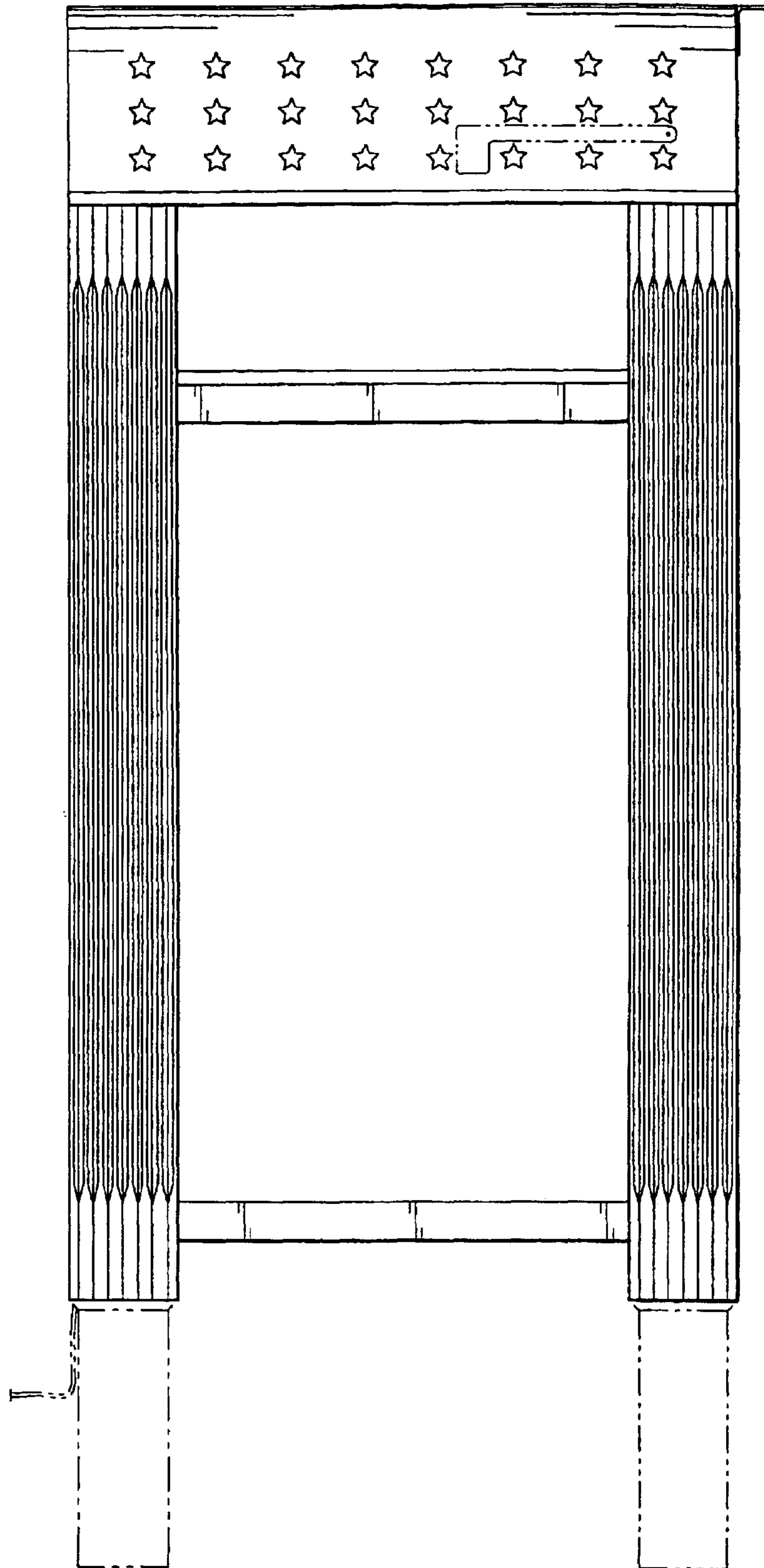




FIG. 1



*FIG. 2*



*FIG. 3*

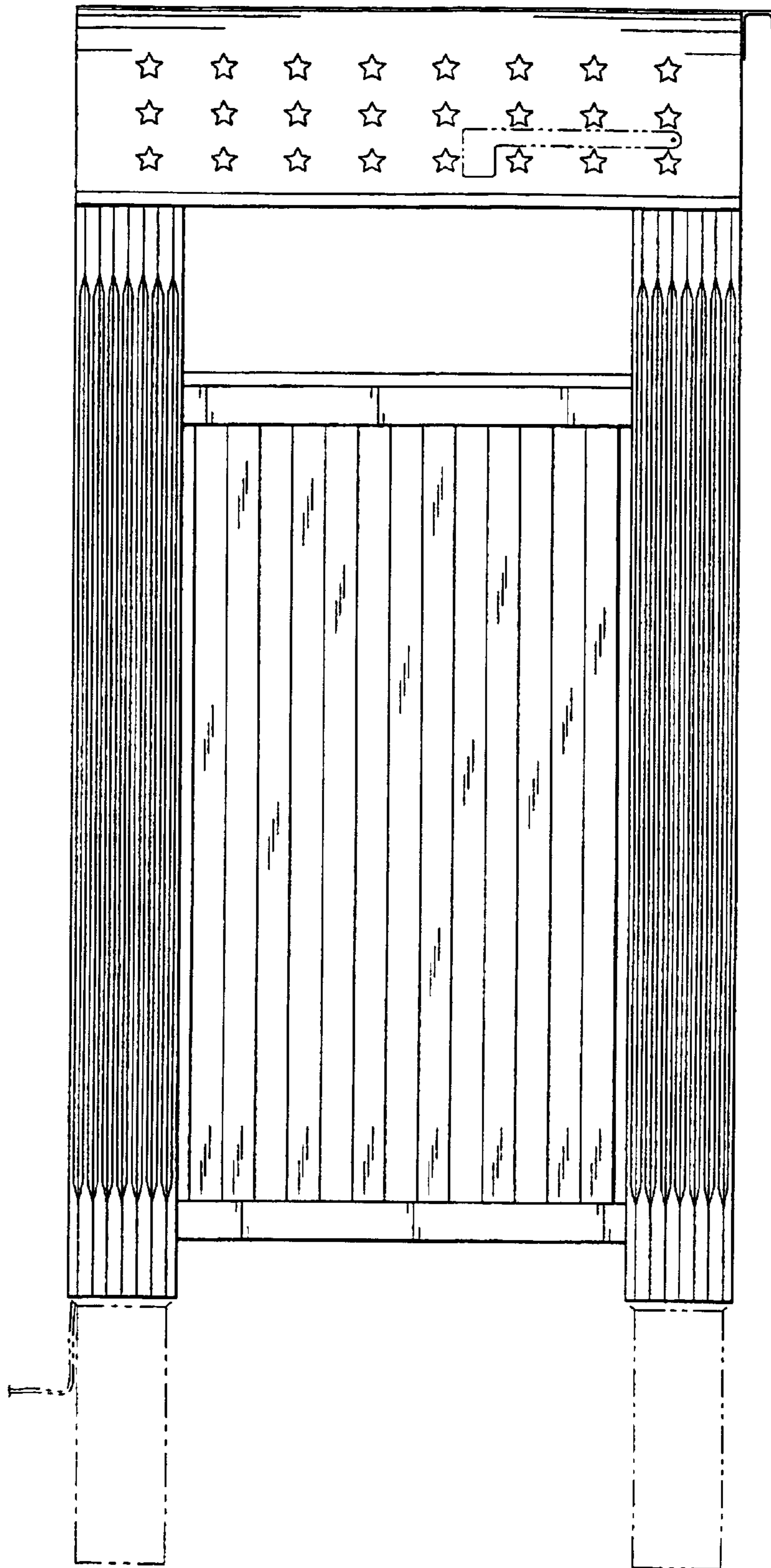




FIG. 4



*FIG. 5*



*FIG. 6*