

US00D495097S1

(12) **United States Design Patent** (10) **Patent No.:** **US D495,097 S**
Redwood et al. (45) **Date of Patent:** **** Aug. 24, 2004**

(54) **GOLF GLOVE**

(75) Inventors: **Michael Redwood**, Somerset (GB);
Josephina Kim, Bridgewater, MA
(US); **Maria Bonzagni**, Marshfield, MA
(US); **Kenneth S. Litke**, Marion, MA
(US); **Dong Kyu Sun**, Yong-In Kun
Kyong Ki Do (KR); **Nantaporn**
Kocharith, Chonburi (TH)

(73) Assignee: **Acushnet Company**, Fairhaven, MA
(US)

5,004,231 A	4/1991	Alread	272/143
D324,606 S	3/1992	Strauss	D2/617
5,345,609 A	9/1994	Fabry et al.	2/20
D362,105 S	9/1995	Malloy et al.	D2/619
D371,640 S	7/1996	Boone	D29/117
5,704,065 A	1/1998	Feuerhake	2/161.2
5,708,979 A	1/1998	Redwood et al.	2/161.1
D391,037 S	2/1998	Redwood et al.	D2/619
5,893,172 A	4/1999	Haynes et al.	2/161.2
D417,061 S	11/1999	Redwood et al.	D2/617
D420,491 S	2/2000	Redwood et al.	D2/617
6,427,247 B1 *	8/2002	Suk	2/161.2
D474,863 S *	5/2003	Sun	D29/123

(**) Term: **14 Years**

(21) Appl. No.: **29/122,988**

(22) Filed: **May 9, 2000**

(51) **LOC (7) Cl.** **29-02**

(52) **U.S. Cl.** **D29/123**

(58) **Field of Search** D29/113, 116.2,
D29/117.1, 117.2, 123; D2/610, 617-621,
623; D24/190; 2/16, 158, 159-161.5, 907,
910

(56) **References Cited**

U.S. PATENT DOCUMENTS

595,925 A	12/1897	Schrecker	D2/617
1,339,129 A	5/1920	Oathout	D2/617
1,815,412 A	7/1931	Lindfelt	D2/617
4,042,977 A	8/1977	Antonious	2/161 A
4,104,740 A *	8/1978	Rinehart	2/158
4,131,952 A *	1/1979	Brenning, Jr.	2/16
RE31,538 E	3/1984	Antonious	2/161 A
4,561,122 A	12/1985	Stanley et al.	2/20
4,691,388 A	9/1987	Boone	2/161 A
4,701,963 A	10/1987	Overton	2/161 A
D303,167 S	8/1989	Giambazi	D29/22
D308,436 S	6/1990	Weitzell	D2/619
4,933,992 A *	6/1990	Kallman	2/160

FOREIGN PATENT DOCUMENTS

JP 54-10048 1/1979

* cited by examiner

Primary Examiner—Robert A. Delehanty

(74) *Attorney, Agent, or Firm*—Swidler Berlin Shereff
Friedman, LLP

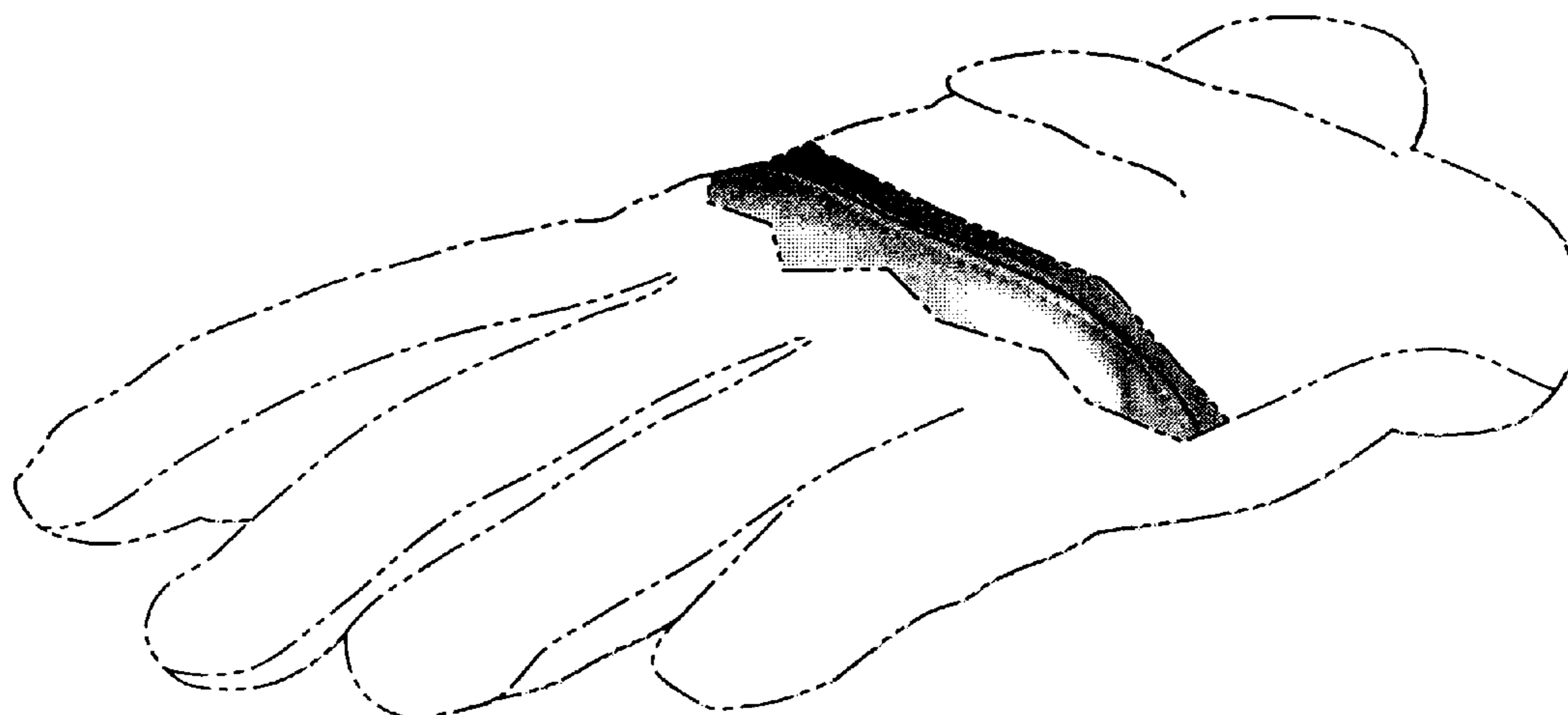
(57) **CLAIM**

The ornamental design for a golf glove, as shown and described.

DESCRIPTION

FIG. 1 is a perspective view of a portion of the golf glove of our new design;
FIG. 2 is a top elevated view thereof;
FIG. 3 is a side elevated view thereof;
FIG. 4 is an opposite side elevated view thereof;
FIG. 5 is front elevated view thereof; and,
FIG. 6 is a front elevated view thereof in a fist position.
The broken lines of FIGS. 1-6 showing the glove body and finger casings are for illustrative purposes only and form no part of the claimed design. Any showing of color contrast in FIGS. 1-6 is for illustrative purposes only and forms no part of the claimed design.

1 Claim, 4 Drawing Sheets



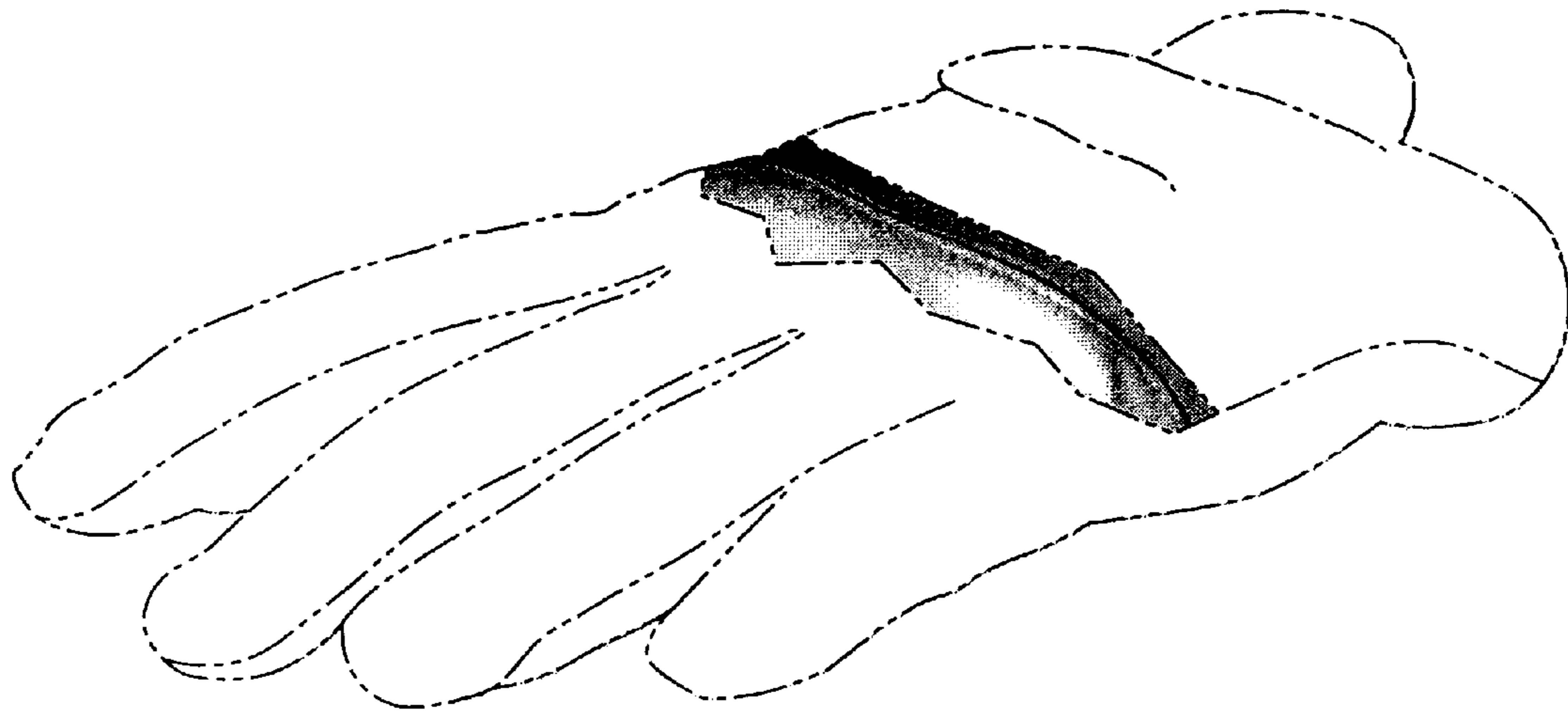


Fig. 1

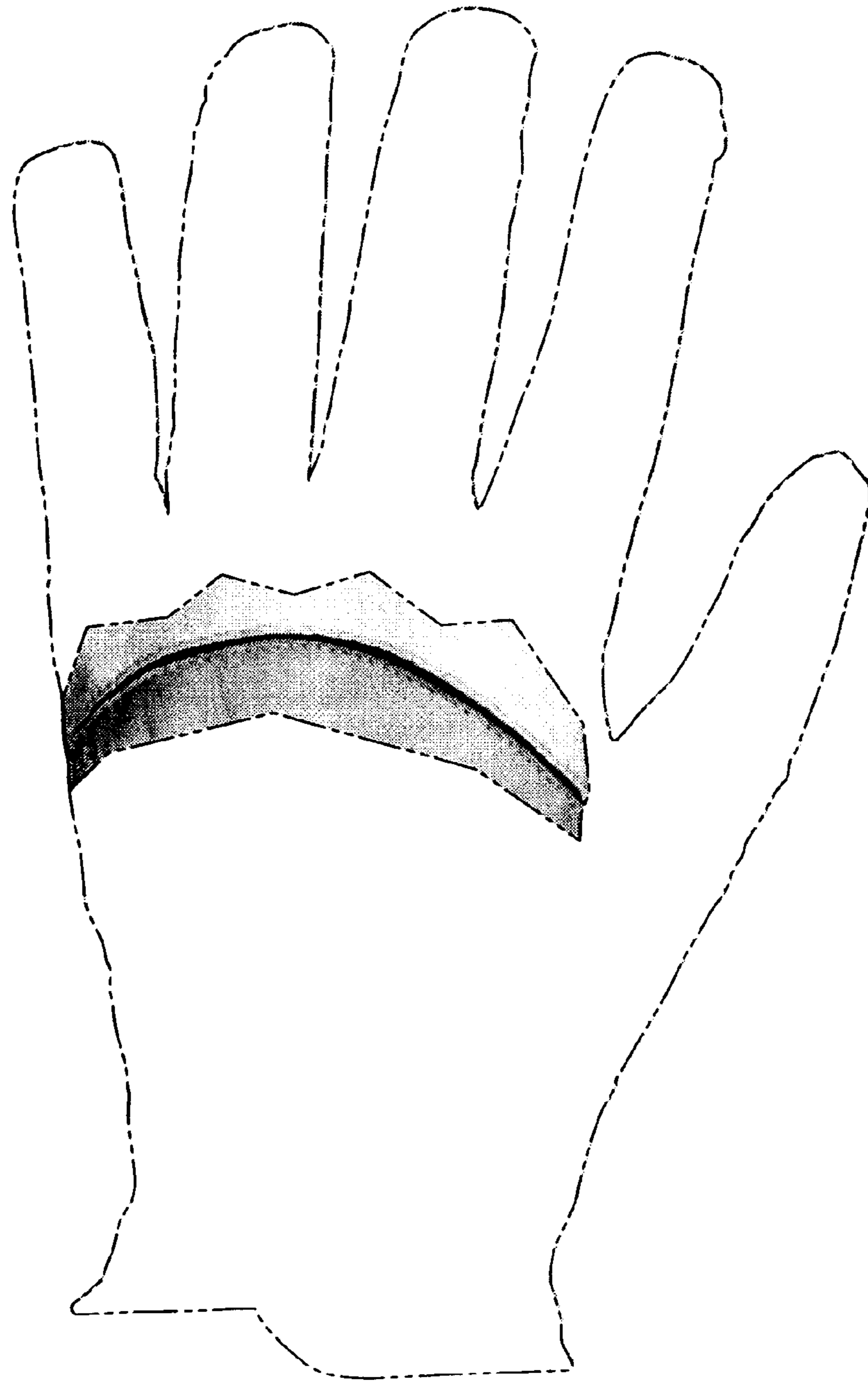


Fig. 2

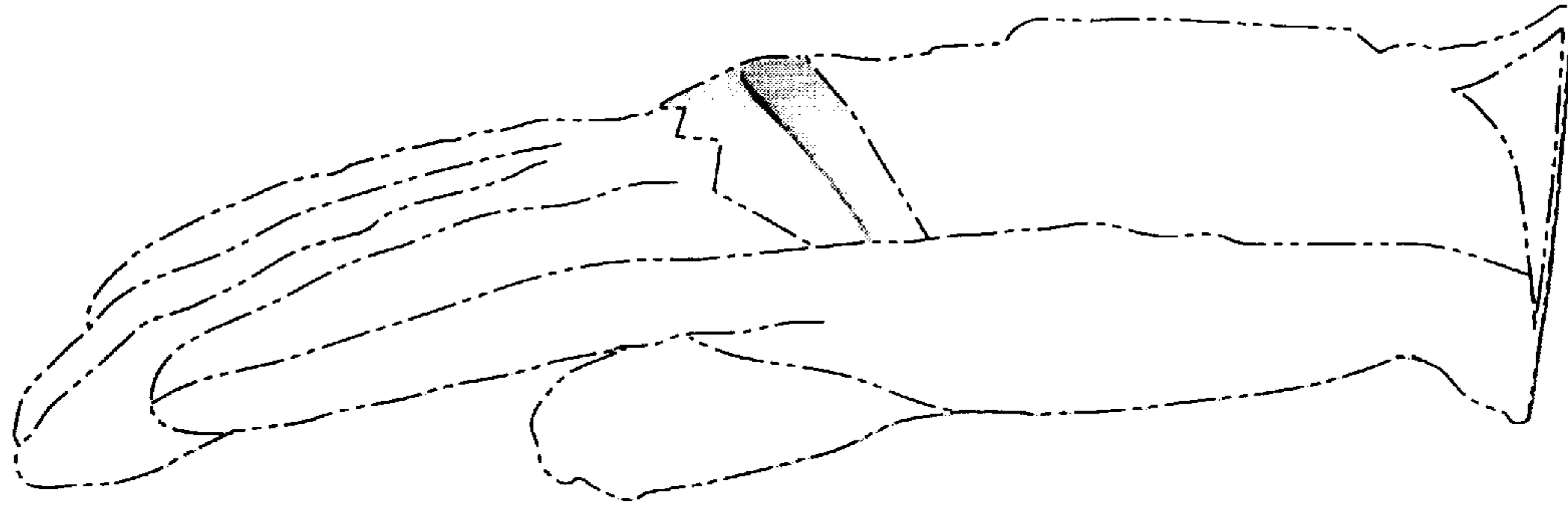


Fig. 3

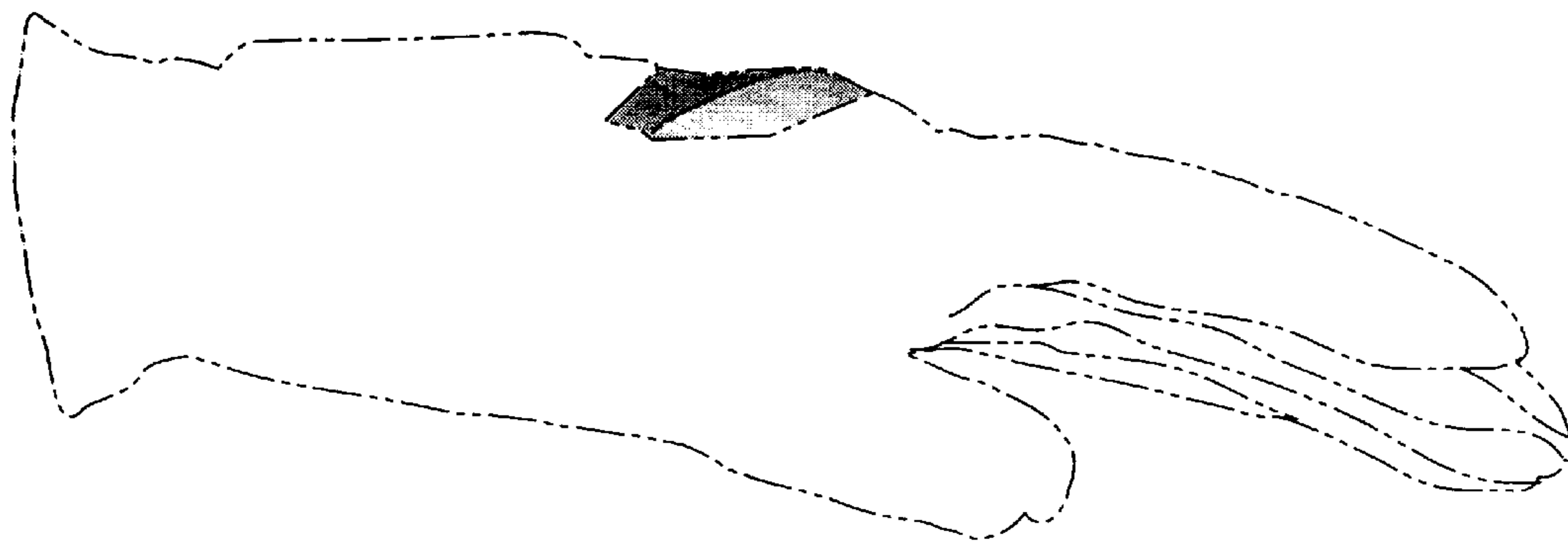


Fig. 4

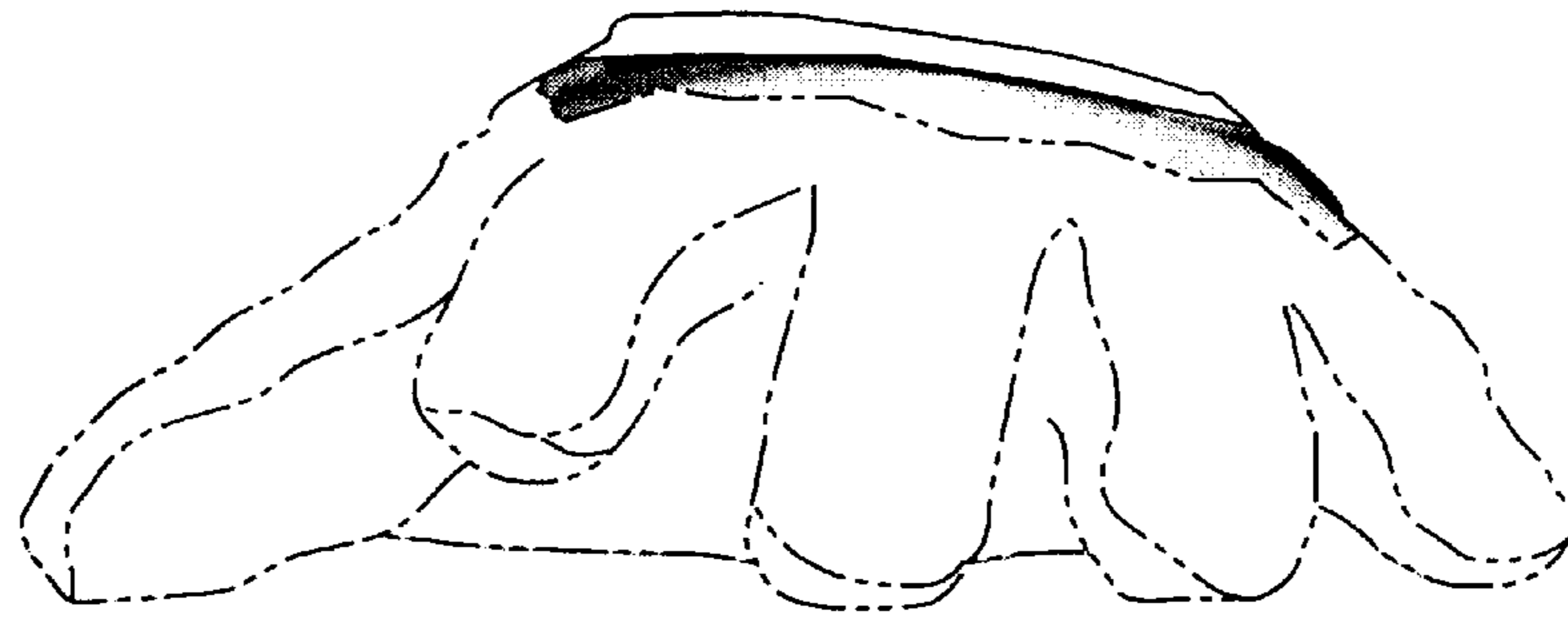


Fig. 5

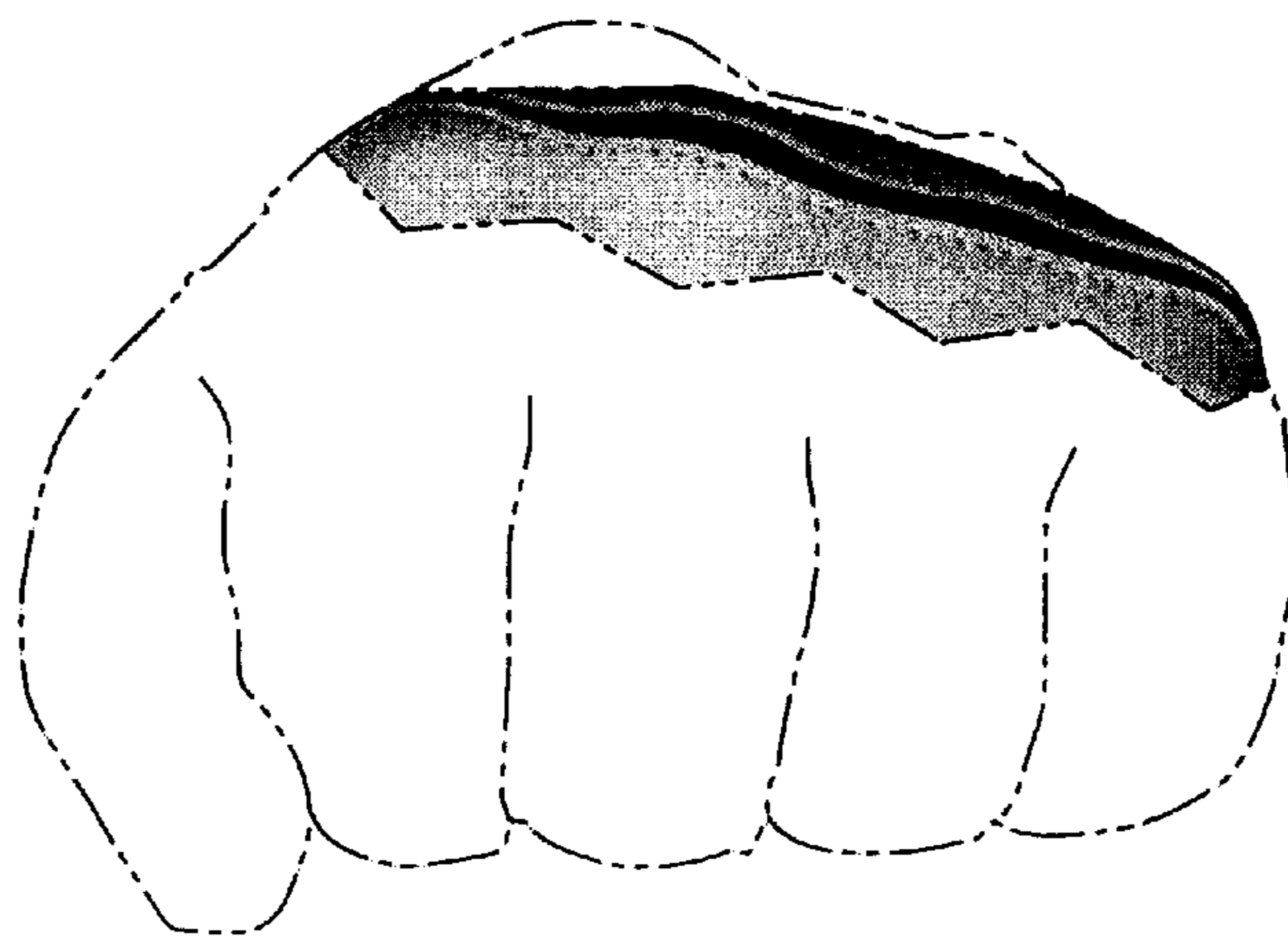


Fig. 6