

US00D495084S1

(12) **United States Design Patent**
Hon et al.

(10) **Patent No.: US D495,084 S**

(45) **Date of Patent: ** Aug. 24, 2004**

(54) **SOLAR POWERED OUTDOOR LIGHT**

D463,606 S * 9/2002 Orozco D26/87

(75) Inventors: **Siu Cheong Hon**, Tseung Kwan O (HK); **Gary Mazurek**, Plano, TX (US)

OTHER PUBLICATIONS

Thomas Lighting 1996 Catalog p. 189; item M5618-62 on bottom right of page.*

Thomas Lighting 1996 Catalog p. 199; item #SL 9086-62.* Cens Lighting Oct. 2002; p. 121, light pole on far right of page.*

Home Lighting & Accessories Catalog, Jun. 1997, p. 143. Five pages from various lighting catalogs/brochures, title and date unknown.

* cited by examiner

Primary Examiner—Clare E. Heflin

(74) *Attorney, Agent, or Firm*—Sheppard, Mullin, Richter & Hampton LLP

(73) Assignee: **The Brinkmann Corporation**, Dallas, TX (US)

(**) Term: **14 Years**

(21) Appl. No.: **29/176,292**

(22) Filed: **Feb. 19, 2003**

(51) **LOC (7) Cl.** **26-05**

(52) **U.S. Cl.** **D26/67**

(58) **Field of Search** D26/67, 68, 72, D26/80-92, 113, 118, 128, 129; 362/147, 153, 153.1, 159, 363, 367, 368, 404-408, 431, 432

(57) **CLAIM**

We claim the ornamental design for a solar powered outdoor light, as shown and described.

(56) **References Cited**

U.S. PATENT DOCUMENTS

D42,688 S	*	7/1912	Grelle	D26/84
D215,961 S	*	11/1969	Daum	D26/67
D309,796 S		8/1990	Koziol	D26/87
D333,189 S		2/1993	Hall et al.	D26/67
D383,865 S		9/1997	Heiberg et al.	D26/67
D387,458 S		12/1997	Ruggles et al.	D26/67
D420,459 S		2/2000	Meck et al.	D26/87
D421,504 S		3/2000	Meck et al.	D26/67
D427,352 S		6/2000	Miranda	D26/72
D445,937 S	*	7/2001	Sanoner	D26/68
D455,514 S		4/2002	Cheong	D26/68
D461,921 S		8/2002	Ellis	D26/67

DESCRIPTION

FIG. 1 is a perspective view of a solar powered outdoor light showing the new design;

FIG. 2 is a front elevational view thereof;

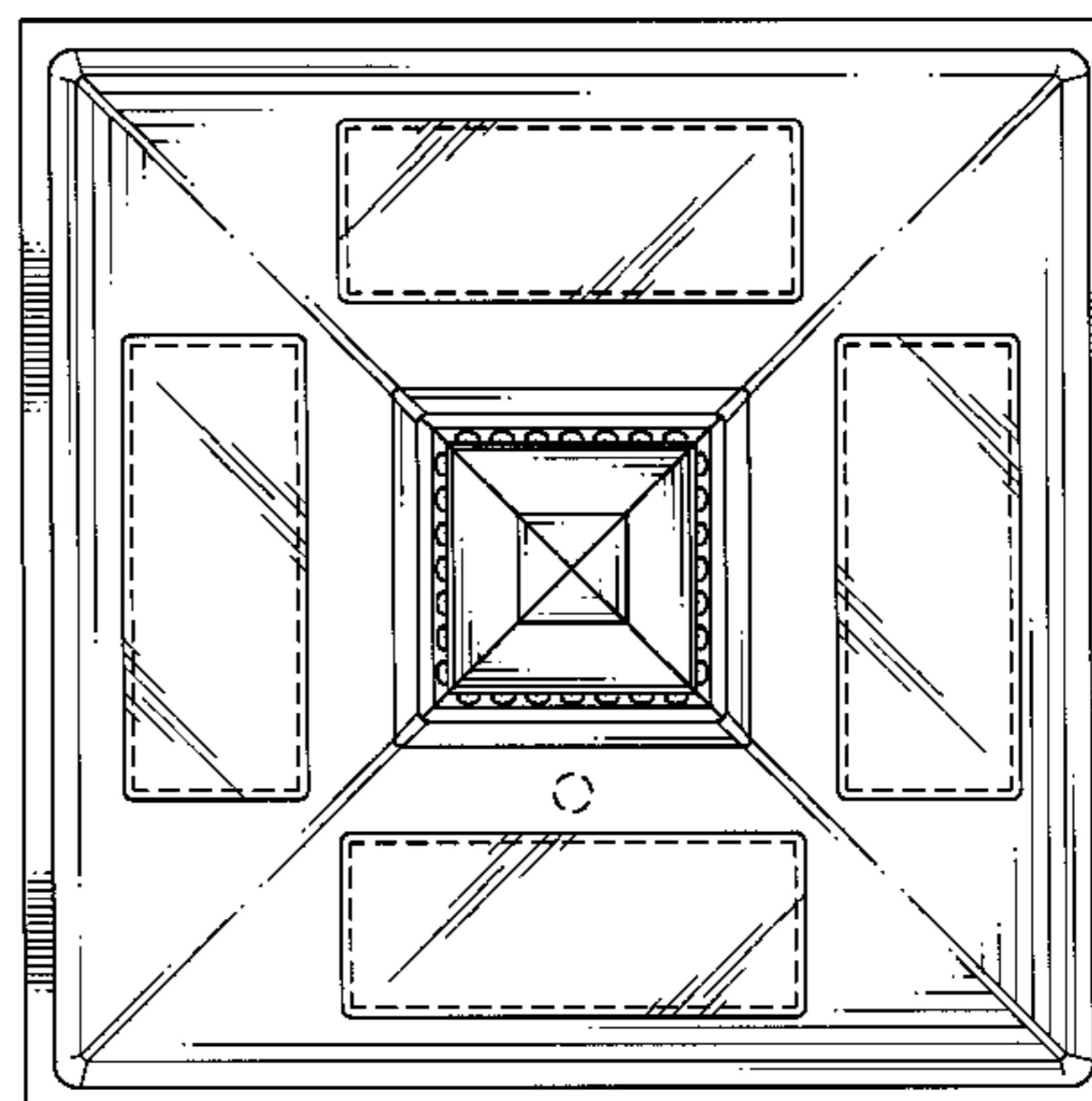

FIG. 3 is a rear elevational view thereof, the left and right side elevational views being mirror images thereof;

FIG. 4 is a top plan view thereof; and,

FIG. 5 is a bottom plan view thereof.

The dotted lines are for illustrative purposes only and form no part of the claimed design.

1 Claim, 5 Drawing Sheets






FIG. 1




FIG. 2




FIG. 3

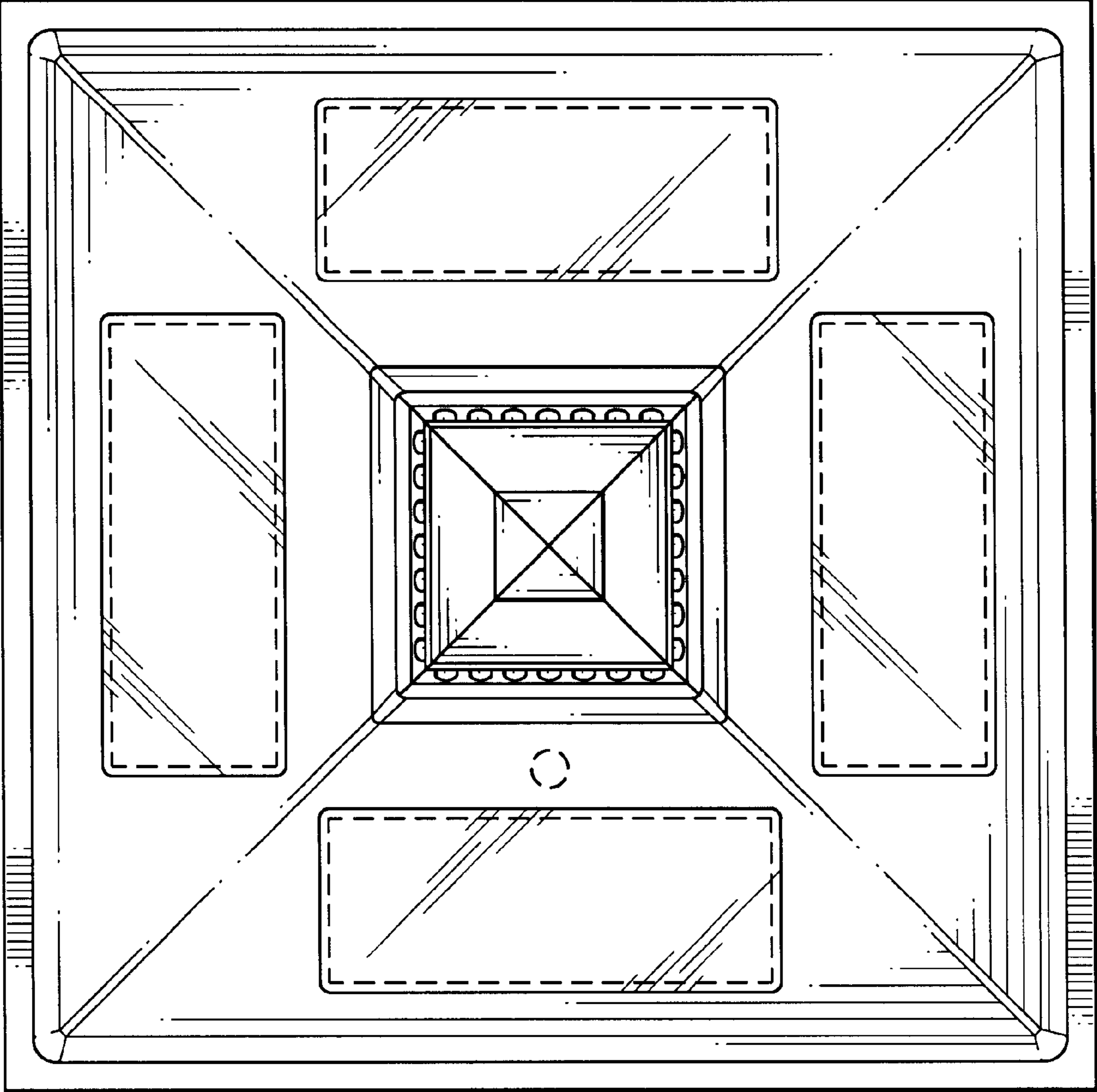


FIG. 4

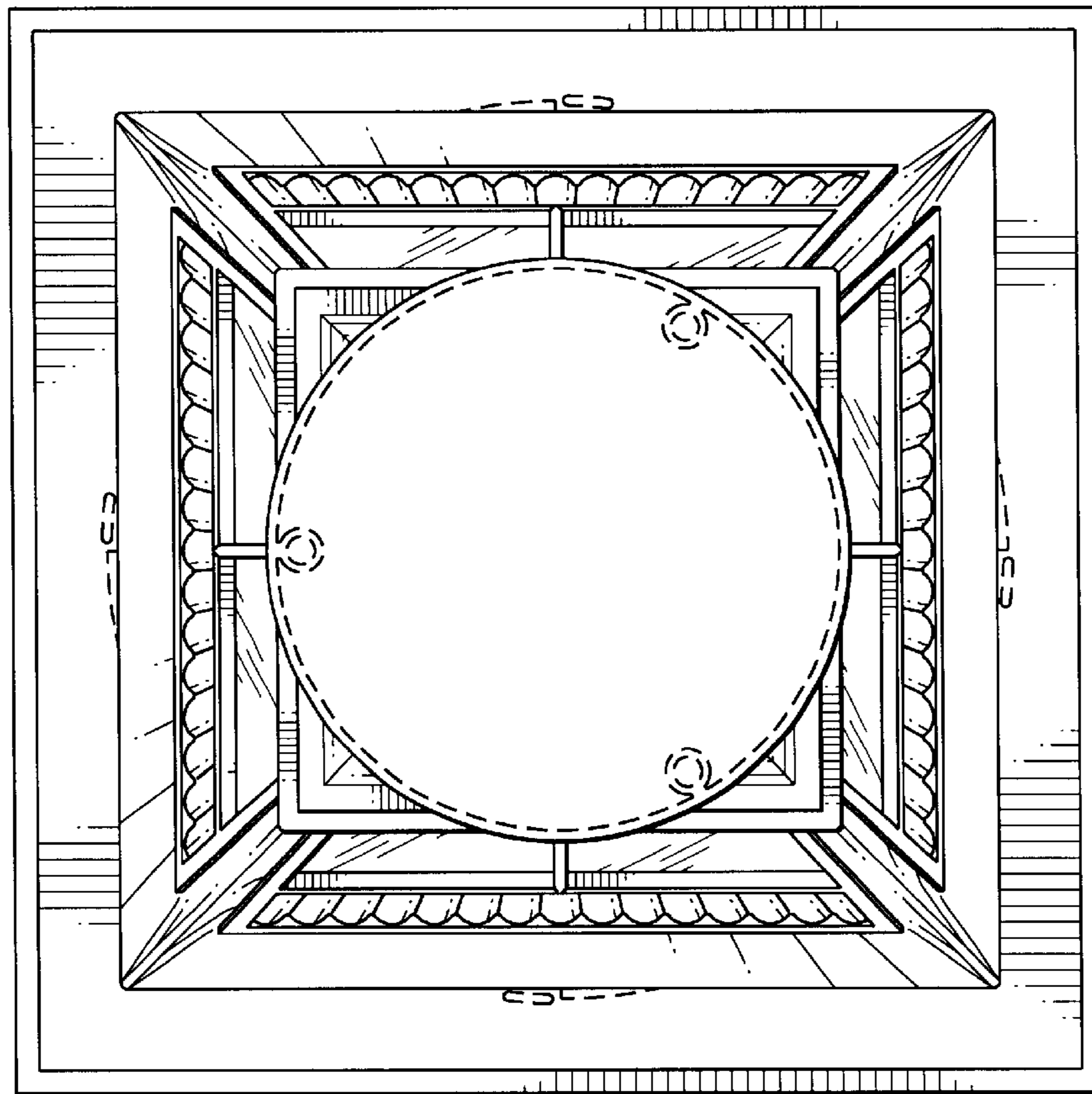


FIG. 5