

US00D495076S1

(12) **United States Design Patent**  
**Mandel**

(10) **Patent No.:** **US D495,076 S**

(45) **Date of Patent:** **\*\* Aug. 24, 2004**

(54) **PENLIGHT**

(75) **Inventor:** **Logan Flash Mandel**, Los Angeles, CA (US)

(73) **Assignee:** **GMPC**, Santa Monica, CA (US)

(\*\*) **Term:** **14 Years**

(21) **Appl. No.:** **29/195,184**

(22) **Filed:** **Dec. 8, 2003**

(51) **LOC (7) Cl.** ..... **26-02**

(52) **U.S. Cl.** ..... **D26/37**

(58) **Field of Search** ..... D26/37-50; 362/157, 362/158, 171-174, 183-208

(56) **References Cited**

**U.S. PATENT DOCUMENTS**

D407,508 S	*	3/1999	Chiu	.....	D26/37
D465,865 S	*	11/2002	Hamilton et al.	.....	D26/37
D485,629 S	*	1/2004	Chan	.....	D26/37
D486,930 S	*	2/2004	Stoddard et al.	.....	D26/37

\* cited by examiner

*Primary Examiner*—Marcus A. Jackson

(74) *Attorney, Agent, or Firm*—Christie, Parker & Hale, LLP

(57) **CLAIM**

The ornamental design for penlight, as shown and described.

**DESCRIPTION**

FIG. 1 is front perspective view of the penlight of the invention.

FIG. 2 is front plan of the penlight of FIG. 1 of the invention.

FIG. 3 is right side view of the penlight of FIG. 1 of the invention.

FIG. 4 is rear plan view of the penlight of FIG. 1 of the invention.

FIG. 5 is top plan view of the penlight of FIG. 1 of the invention; and,

FIG. 6 is bottom plan view of the penlight of FIG. 1 of the invention.

Note: The left side view of the penlight, which is not shown, is a mirror image of right side view of the penlight shown in FIG. 3.

**1 Claim, 2 Drawing Sheets**

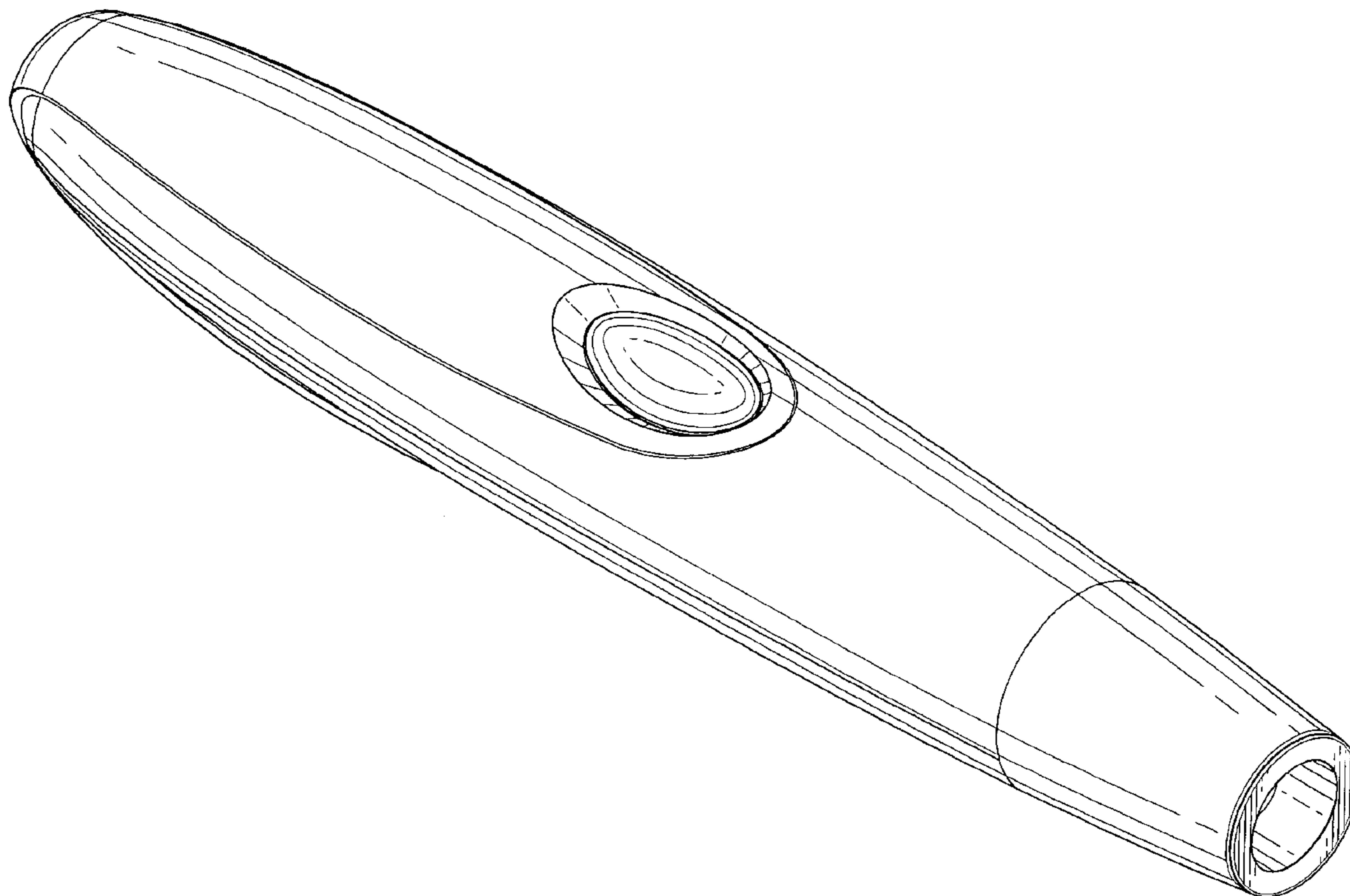


FIG. 1

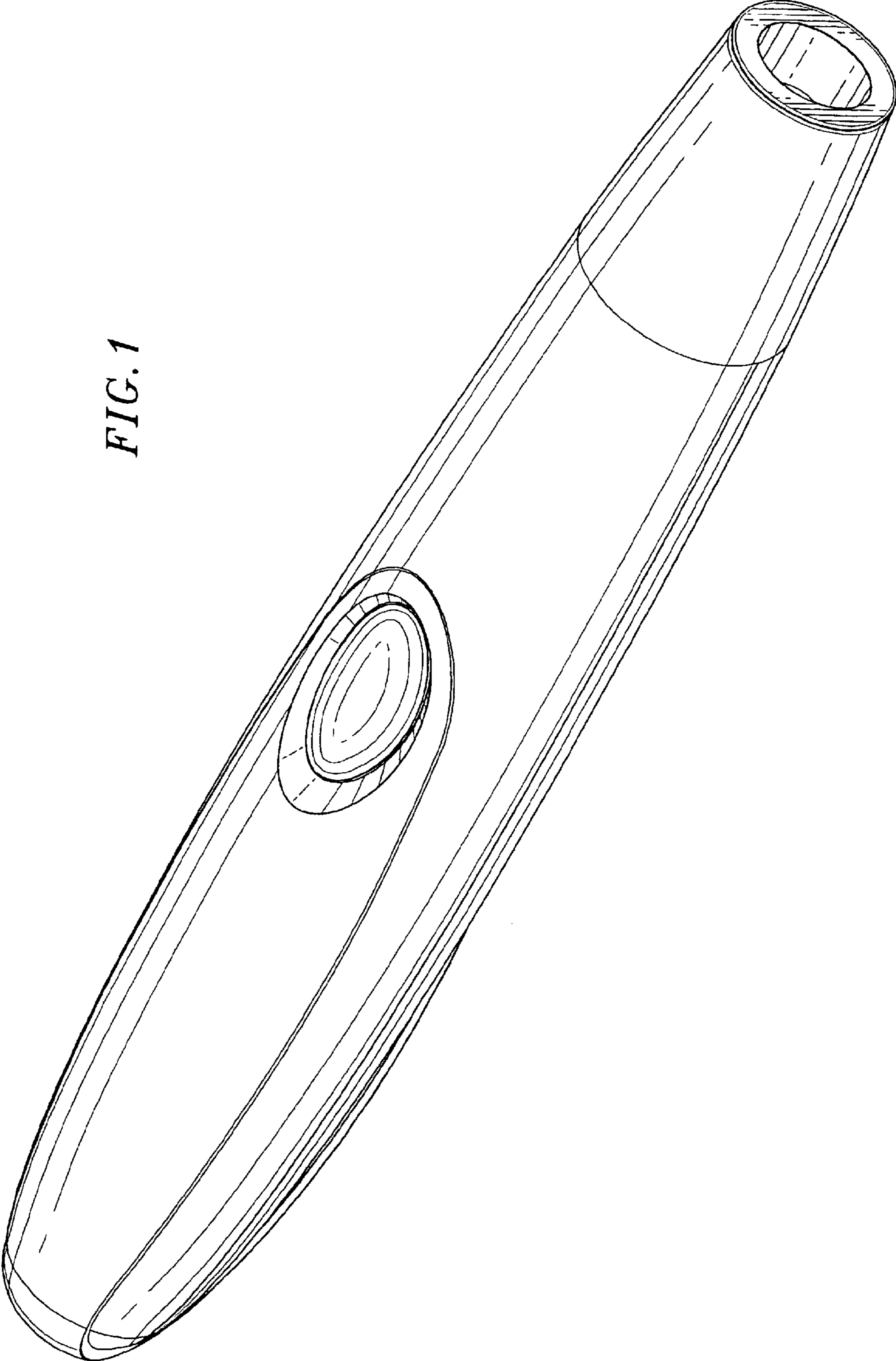


FIG. 2

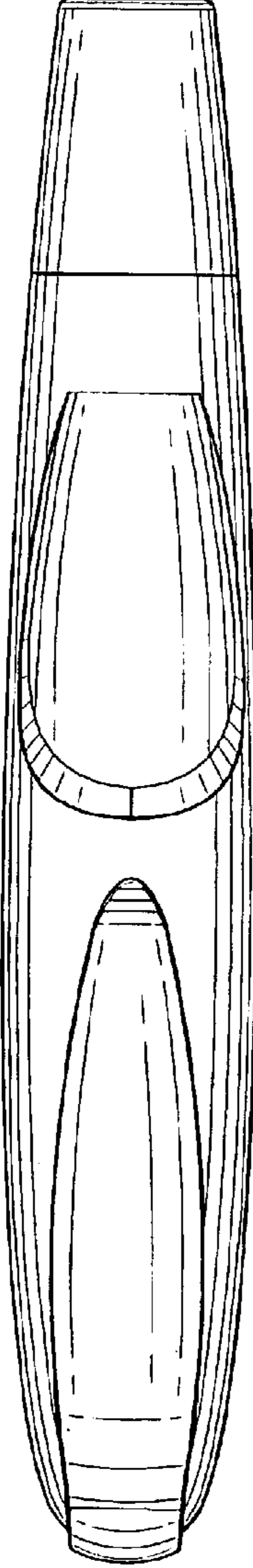


FIG. 3



FIG. 4

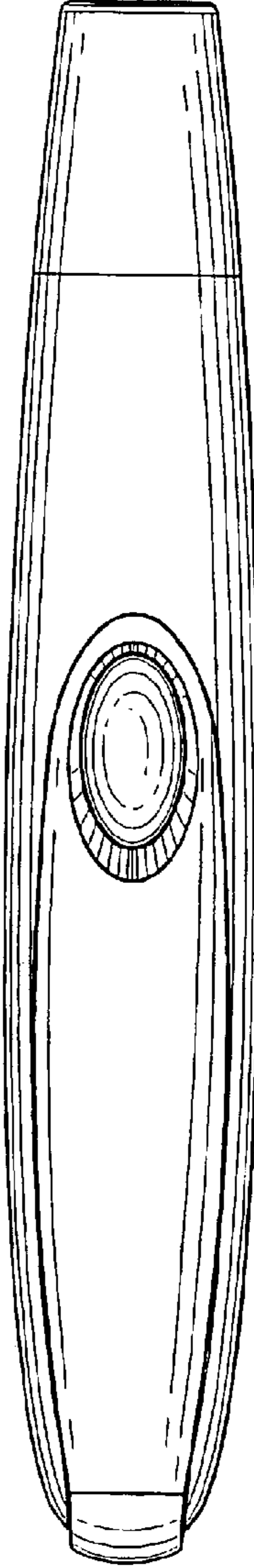


FIG. 6

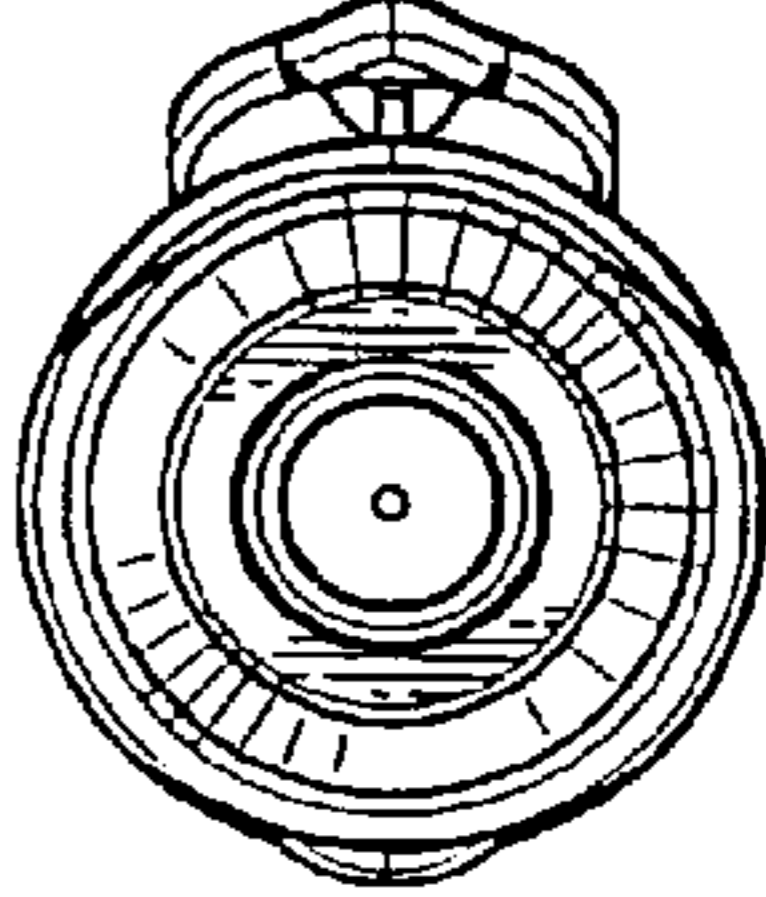


FIG. 5

