

US00D495072S1

(12) **United States Design Patent** (10) **Patent No.:** **US D495,072 S**
Pfeiffer (45) **Date of Patent:** **** Aug. 24, 2004**

(54) **SURFACE CONFIGURATION OF A TAILLIGHT FOR A VEHICLE**

(74) *Attorney, Agent, or Firm*—Crowell & Moring LLP

(75) **Inventor:** **Peter Pfeiffer**, Boeblingen (DE)

(57) **CLAIM**

The ornamental design for a surface configuration of a taillight for a vehicle, as shown and described.

(73) **Assignee:** **DaimlerChrysler AG**, Stuttgart (DE)

(**) **Term:** **14 Years**

DESCRIPTION

(21) **Appl. No.:** **29/170,334**

This application is related to the following co-pending application, of the inventor: Application Ser. No. 29/170,335, entitled "Surface Configuration of a Vehicle, Toy and/or Other Replicas".

(22) **Filed:** **Nov. 5, 2002**

(51) **LOC (7) Cl.** **26-06**

(52) **U.S. Cl.** **D26/28**

(58) **Field of Search** D26/28-36; 362/61, 362/80, 81, 82, 83, 83.3, 267, 269, 275, 330-340

FIG. 1 is a front view of a first embodiment of a surface configuration of a taillight for a vehicle according to my novel design;

FIG. 2 is a perspective view of the first embodiment of the surface configuration of a taillight for a vehicle according to my novel design;

FIG. 3 is a front view of a second embodiment of the surface configuration of a taillight for a vehicle according to my novel design; and,

FIG. 4 is a perspective view of the second embodiment of the surface configuration of a taillight for a vehicle according to my novel design.

The dash lines included depict environment and are not part of the claimed design.

(56) **References Cited**

U.S. PATENT DOCUMENTS

D470,958 S	*	2/2003	Shih et al.	D26/28
D472,001 S	*	3/2003	Pan et al.	D26/28
D472,004 S	*	3/2003	Pfeiffer et al.	D26/28
D476,431 S	*	6/2003	Lin	D26/28
D479,011 S	*	8/2003	Churchill	D26/28
D482,807 S	*	11/2003	Shiesh	D26/28
D486,596 S	*	2/2004	Chen	D26/28

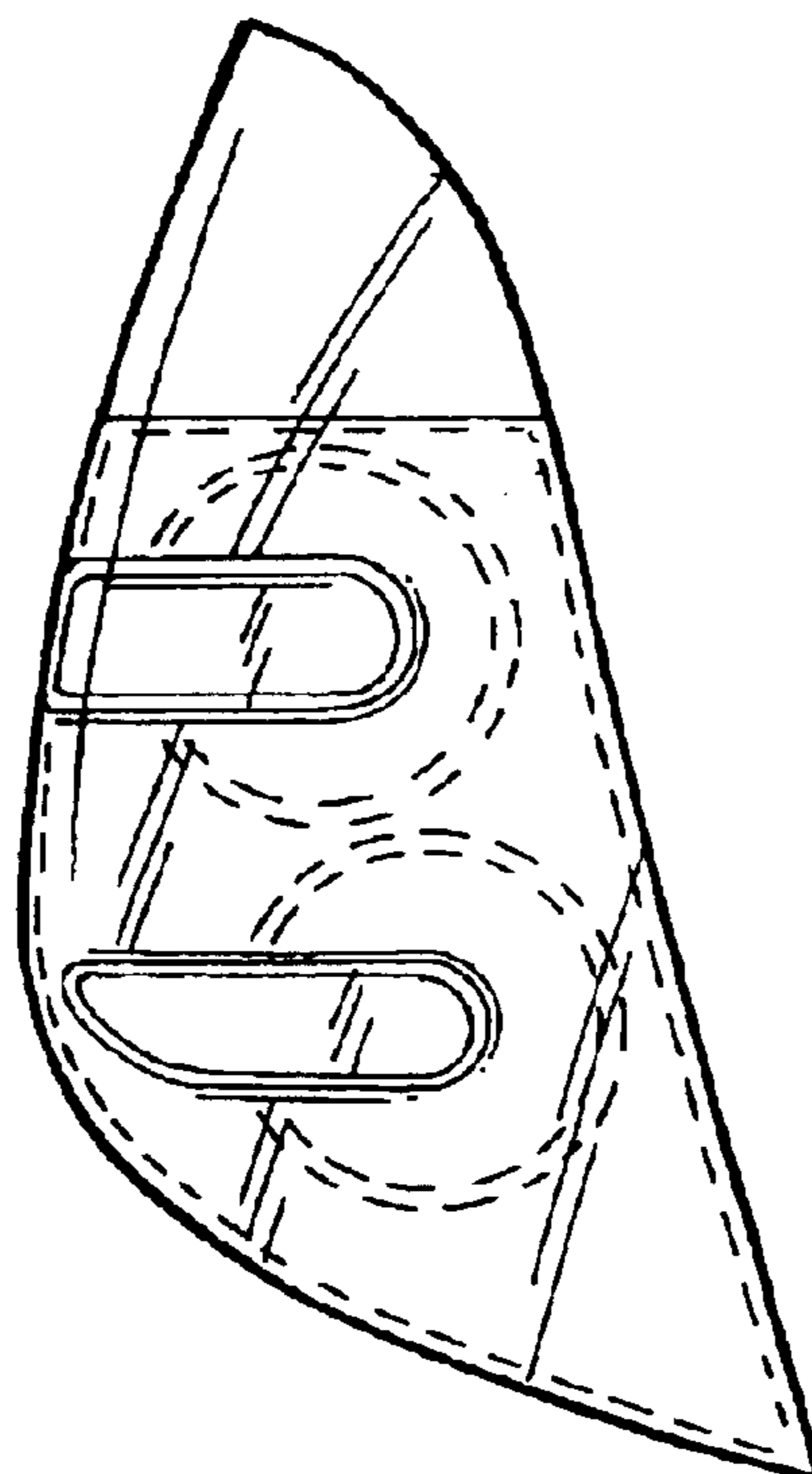
OTHER PUBLICATIONS

"Auto Motor und Sport," Jul. 2002, pp. 16-17.

* cited by examiner

Primary Examiner—Marcus A. Jackson

1 Claim, 2 Drawing Sheets



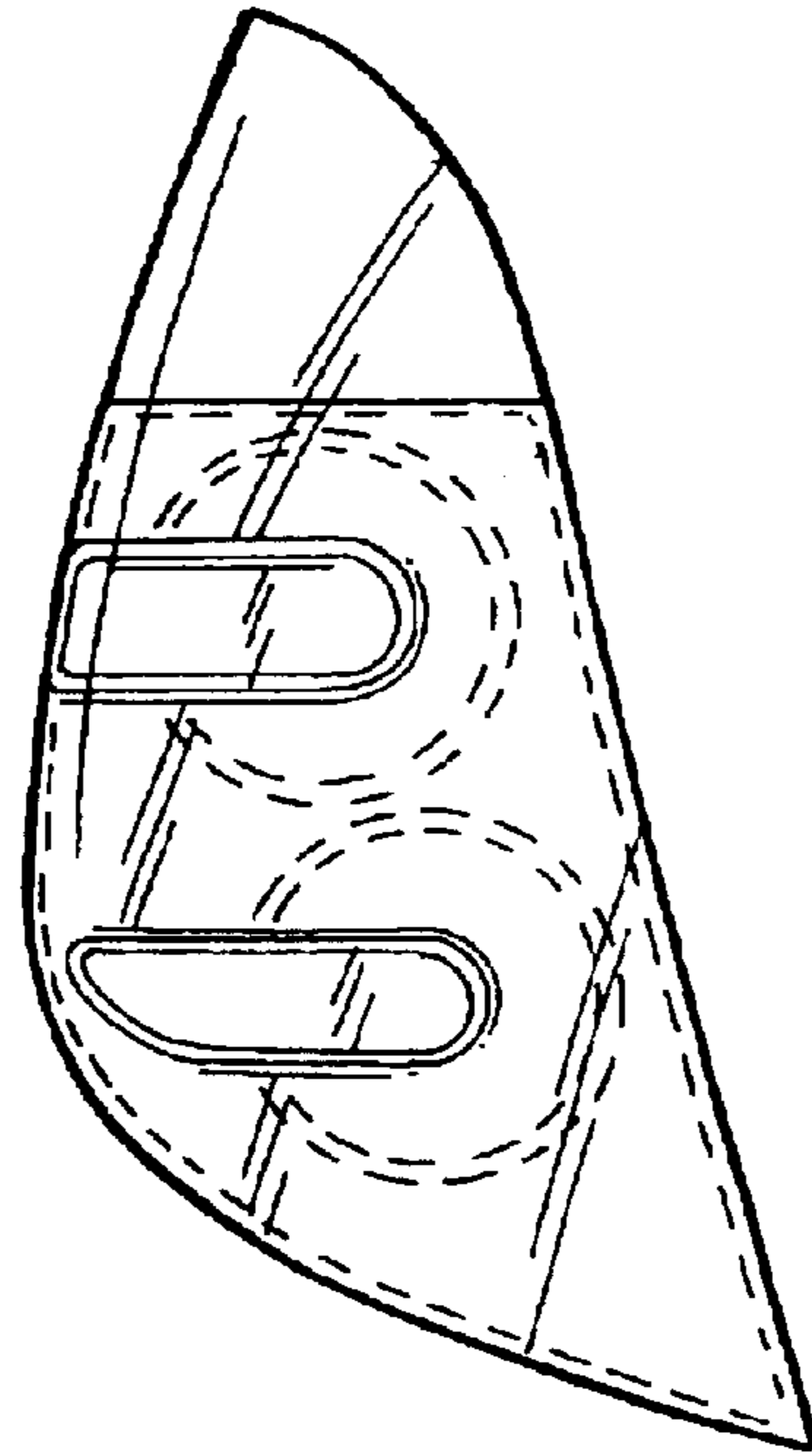


FIG. 1

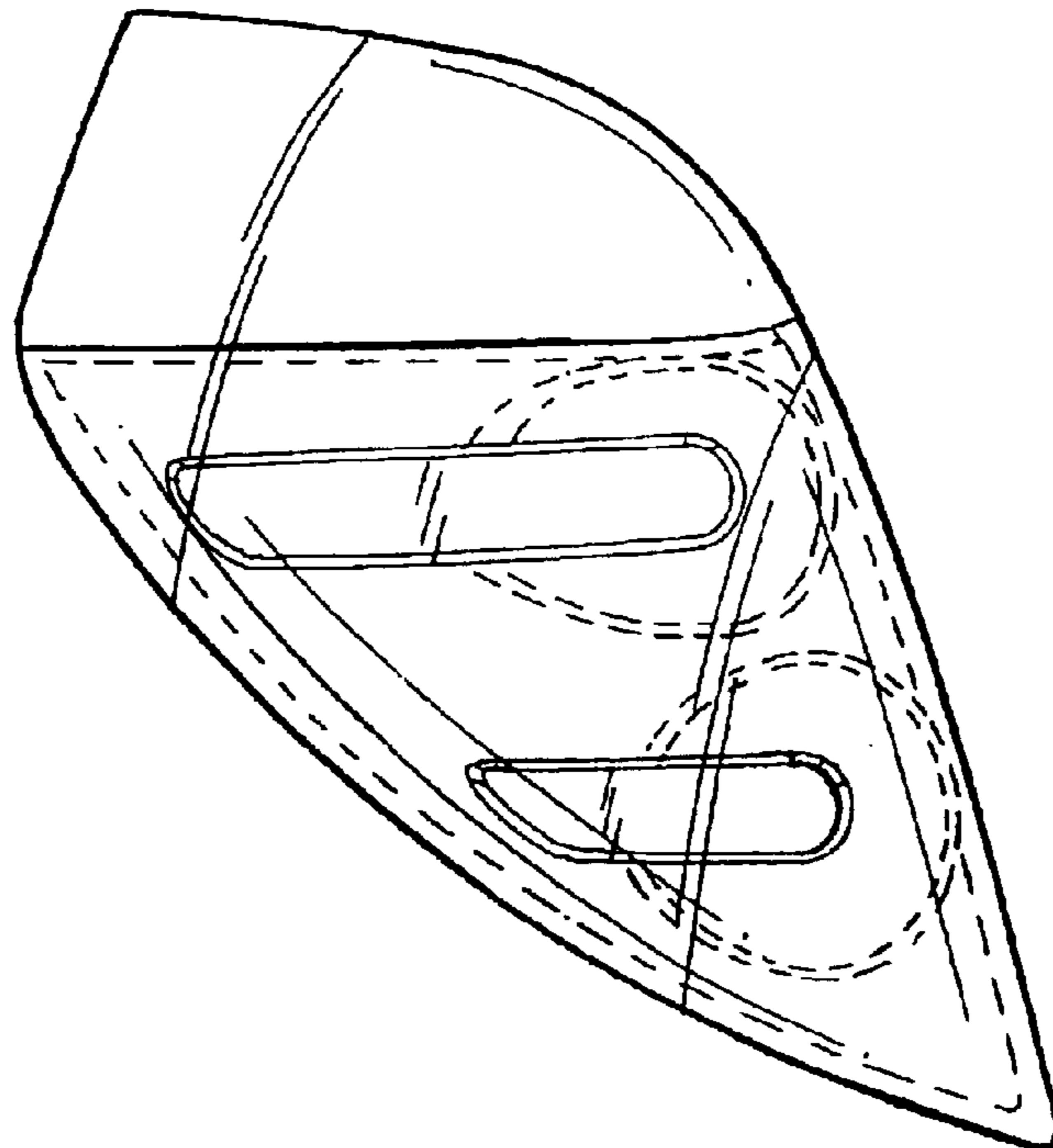


FIG. 2

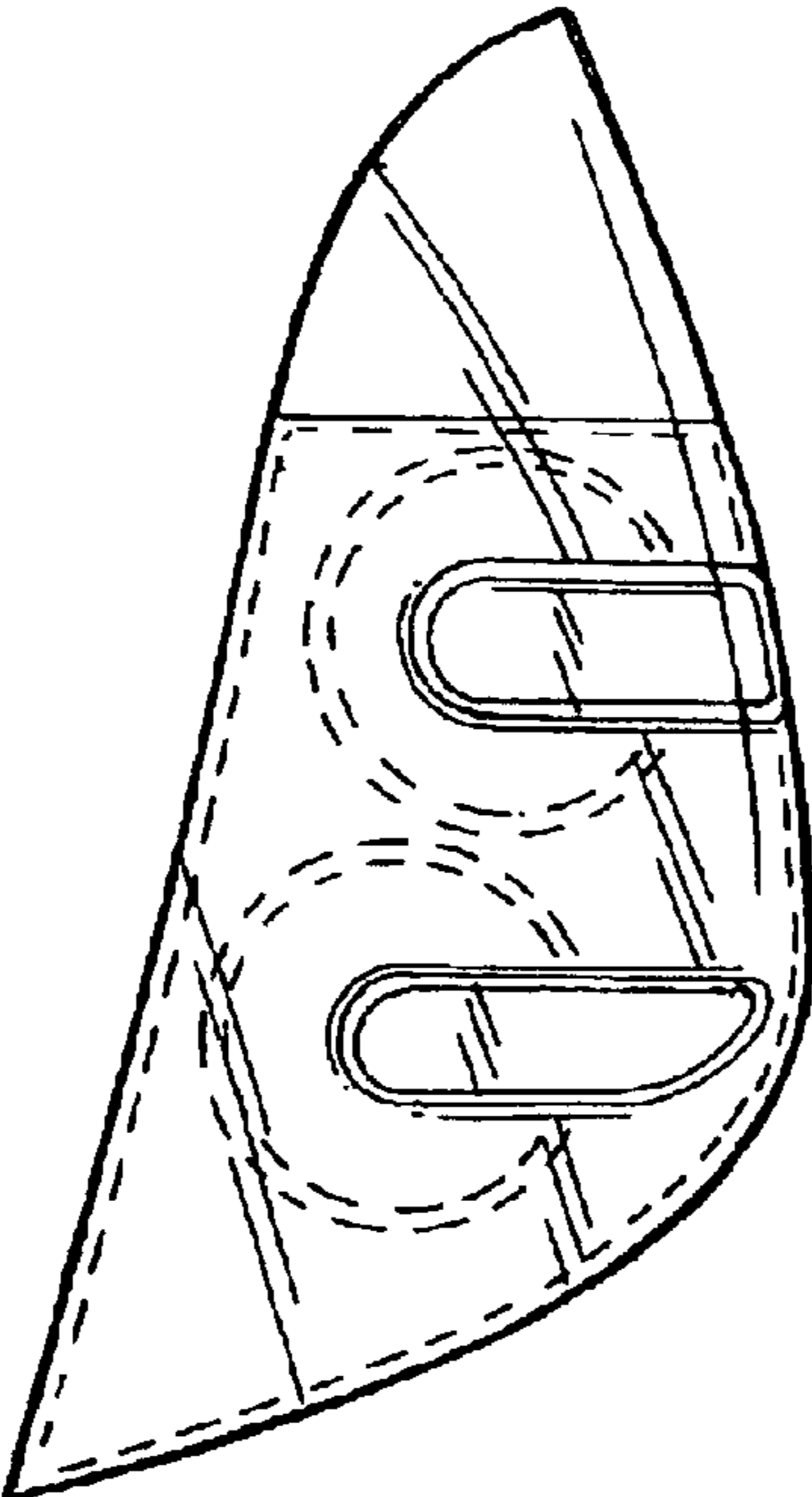


FIG. 3

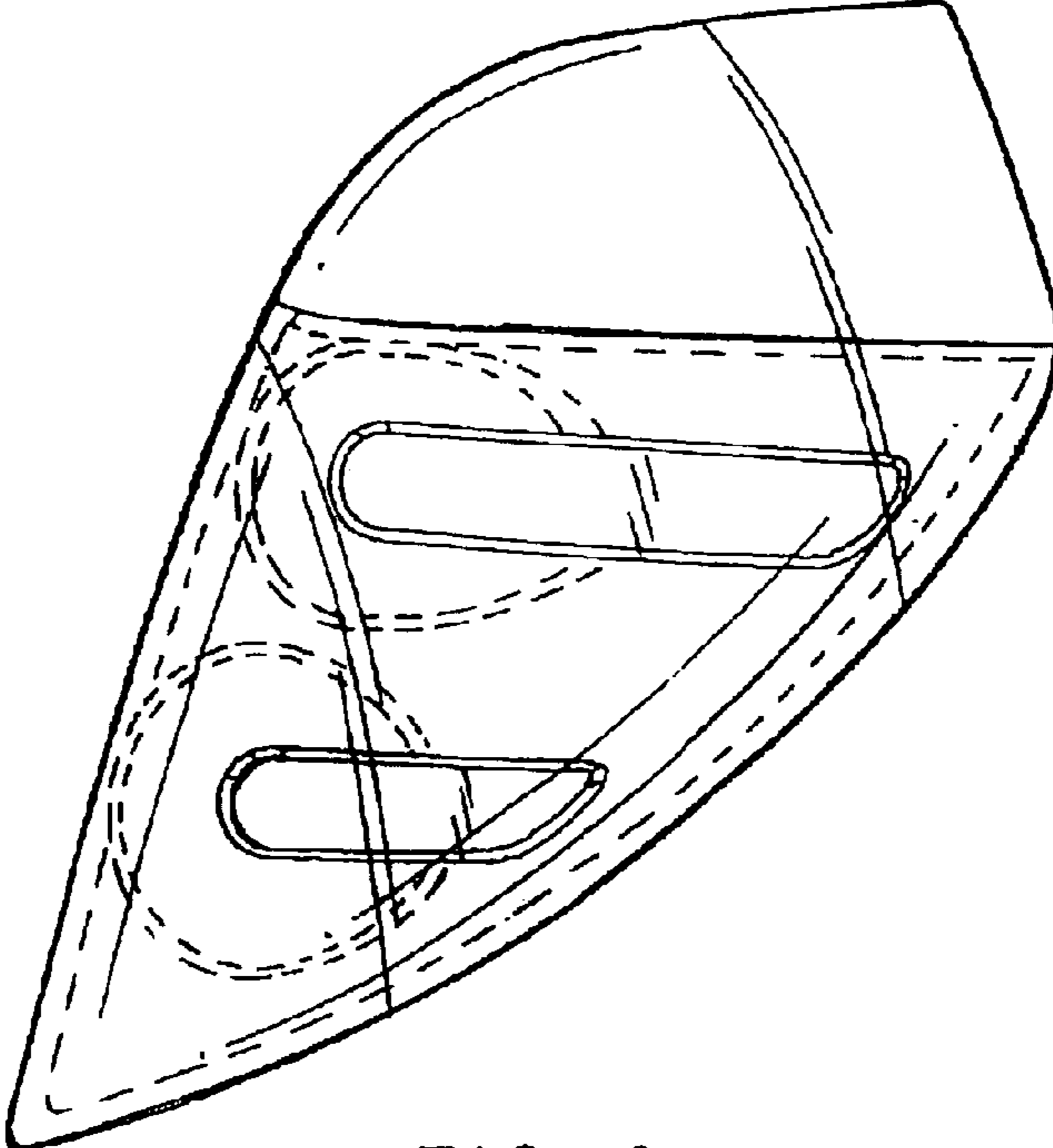


FIG. 4