

US00D495067S1

(12) **United States Design Patent** (10) **Patent No.:** **US D495,067 S**
Winig et al. (45) **Date of Patent:** **** Aug. 24, 2004**

(54) **PEGBOARD**

(75) Inventors: **Alan Winig**, Wynnewood, PA (US);
Richard Winig, Villanova, PA (US);
James Eldon, Barto, PA (US)

(73) Assignee: **Eye Designs LLC**, Collegetown, PA (US)

(**) **Term:** **14 Years**

(21) **Appl. No.:** **29/187,458**

(22) **Filed:** **Aug. 1, 2003**

(51) **LOC (7) Cl.** **25-01**

(52) **U.S. Cl.** **D25/155; D25/138**

(58) **Field of Search** D25/58, 138, 153,
D25/156, 152, 155; 211/87.01, 90.04; 248/220.31;
D6/566, 571, 572

(56) **References Cited**

U.S. PATENT DOCUMENTS

D103,817 S	*	3/1937	Fitzgerald	D25/155
3,195,846 A		7/1965	Dahlhauser		
3,306,564 A		2/1967	Nickel		
3,322,287 A		5/1967	Ragir		
3,452,959 A		7/1969	Ishikawa		
3,844,231 A		10/1974	Peacock		
3,853,293 A		12/1974	Larson		
4,325,484 A		4/1982	Berry		
4,441,619 A		4/1984	Gibitz		
4,516,681 A		5/1985	Jahel		
4,619,428 A		10/1986	Bailey		
4,632,256 A		12/1986	Gambello		

4,762,299 A		8/1988	Langelier		
4,932,538 A		6/1990	Gambello		
D328,065 S	*	7/1992	Nezu	D25/155
5,231,779 A		8/1993	Valiulis et al.		
D371,447 S	*	7/1996	Williams	D25/152
5,673,803 A		10/1997	Burback		
5,855,274 A		1/1999	Piao		
5,927,517 A		7/1999	Lipman et al.		
6,070,747 A		6/2000	Shea		
6,349,909 B1		2/2002	Zarrow et al.		
D455,221 S		4/2002	Smith		
6,405,984 B1		6/2002	Simons et al.		
6,481,584 B1		11/2002	Cantley		
6,581,788 B1		6/2003	Winig et al.		
6,612,527 B1		9/2003	Nagel		

* cited by examiner

Primary Examiner—Doris Clark

(74) *Attorney, Agent, or Firm*—Duane Morris LLP

(57) **CLAIM**

The ornamental design for a pegboard, as shown and described.

DESCRIPTION

FIG. 1 is a perspective view of the pegboard according to the invention;

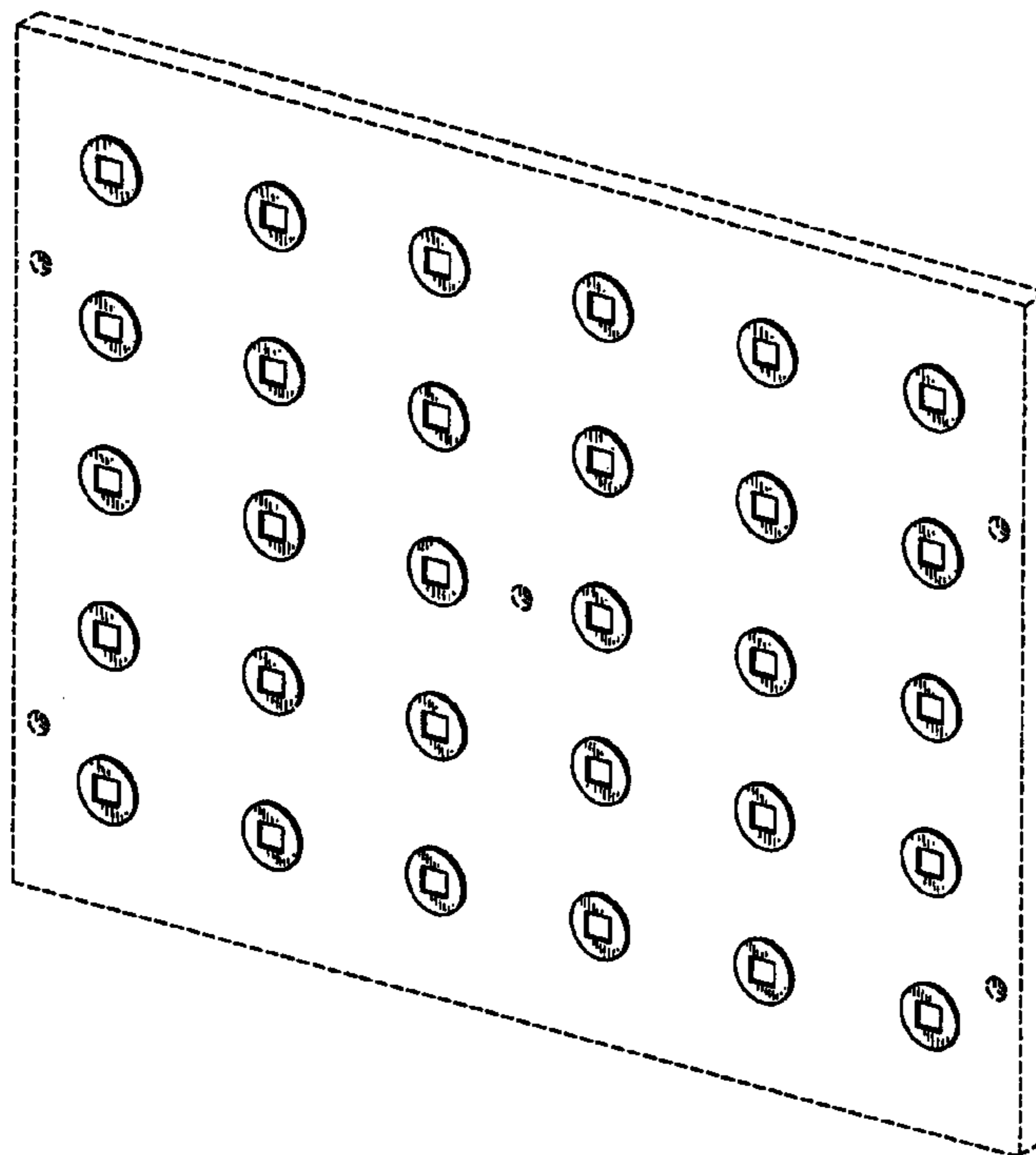
FIG. 2 is a front view of the pegboard;

FIG. 3 is a top view of the pegboard; and,

FIG. 4 is a side view of the pegboard.

The broken line showing of structure is for illustrative purposes only and forms no part of the claimed design.

1 Claim, 3 Drawing Sheets



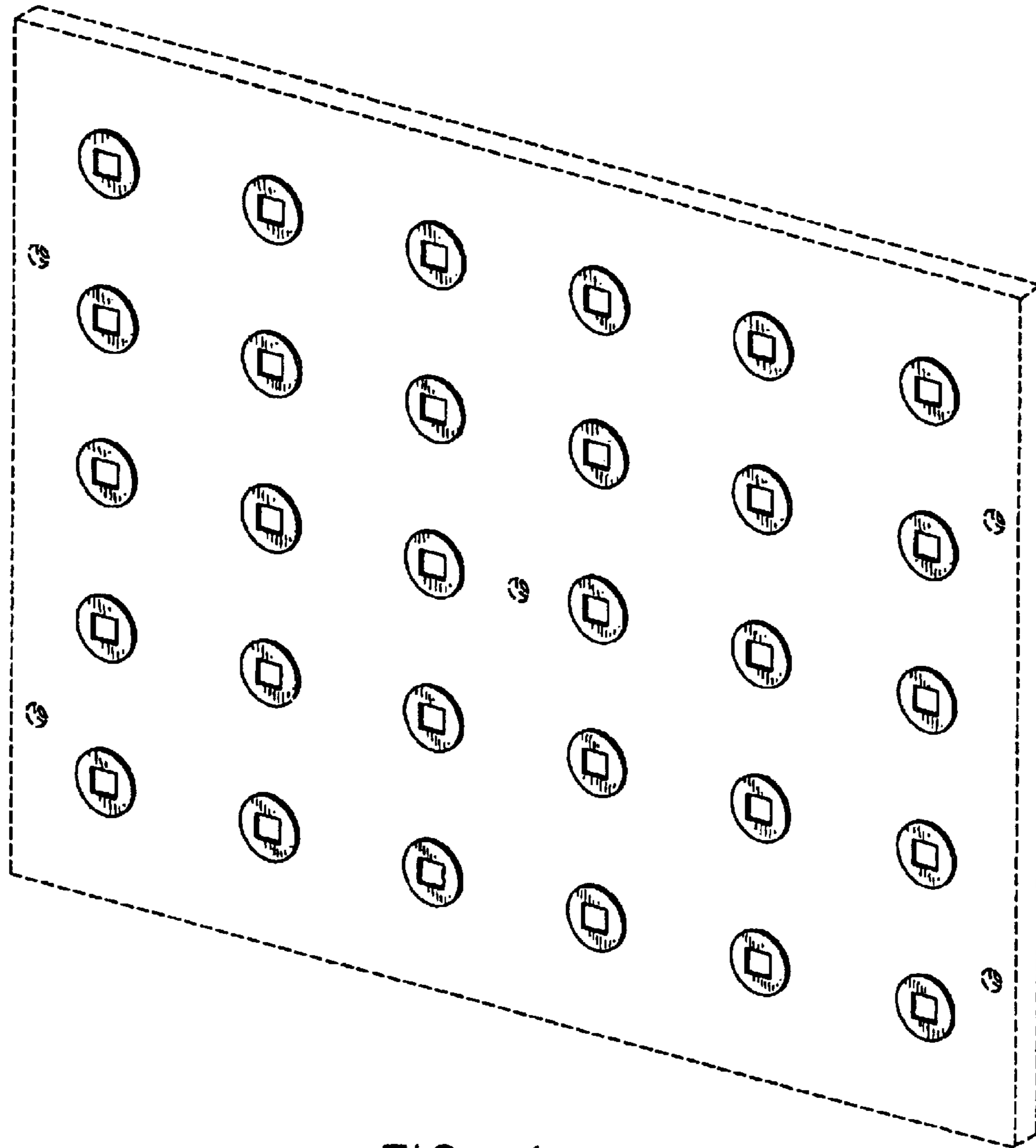


FIG. 1




FIG. 2

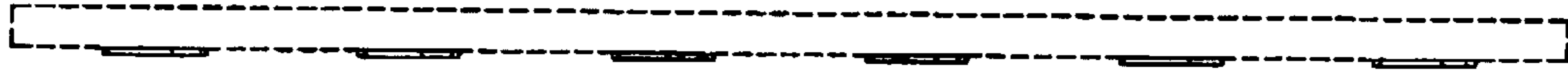


FIG. 3



FIG. 4