

US00D495063S1

(12) **United States Design Patent**
Barnard

(10) **Patent No.:** **US D495,063 S**

(45) **Date of Patent:** **** Aug. 24, 2004**

(54) **ACRYLIC WINDOW INSERT FOR A GARAGE DOOR**

(75) **Inventor:** **D. Michael Barnard**, Fort Worth, TX (US)

(73) **Assignee:** **National Door Industries, Inc.**, Fort Worth, TX (US)

(**) **Term:** **14 Years**

(21) **Appl. No.:** **29/185,926**

(22) **Filed:** **Jul. 7, 2003**

(51) **LOC (7) Cl.** **25-01**

(52) **U.S. Cl.** **D25/103; D25/52**

(58) **Field of Search** **D25/52, 47, 102-110; 428/38; 52/204.59**

(56) **References Cited**

U.S. PATENT DOCUMENTS

- D34,840 S * 7/1901 Walsh, Jr. D25/103
- 973,027 A * 10/1910 Fox D25/52
- D316,605 S * 4/1991 Guetle, Jr. et al. D25/103
- D319,315 S * 8/1991 Guetle, Jr. D25/103
- D389,924 S * 1/1998 Lint et al. D25/103

D389,925 S * 1/1998 Lint et al. D25/103

* cited by examiner

Primary Examiner—Doris Clark

(74) *Attorney, Agent, or Firm*—Charles D. Gunter, Jr.

(57) **CLAIM**

The ornamental design for an acrylic window insert for a garage door, as shown and described.

DESCRIPTION

FIG. 1 is a front, elevational view of the acrylic window insert for a garage door of the invention;

FIG. 2 is a bottom view of the acrylic window insert for a garage door of FIG. 1;

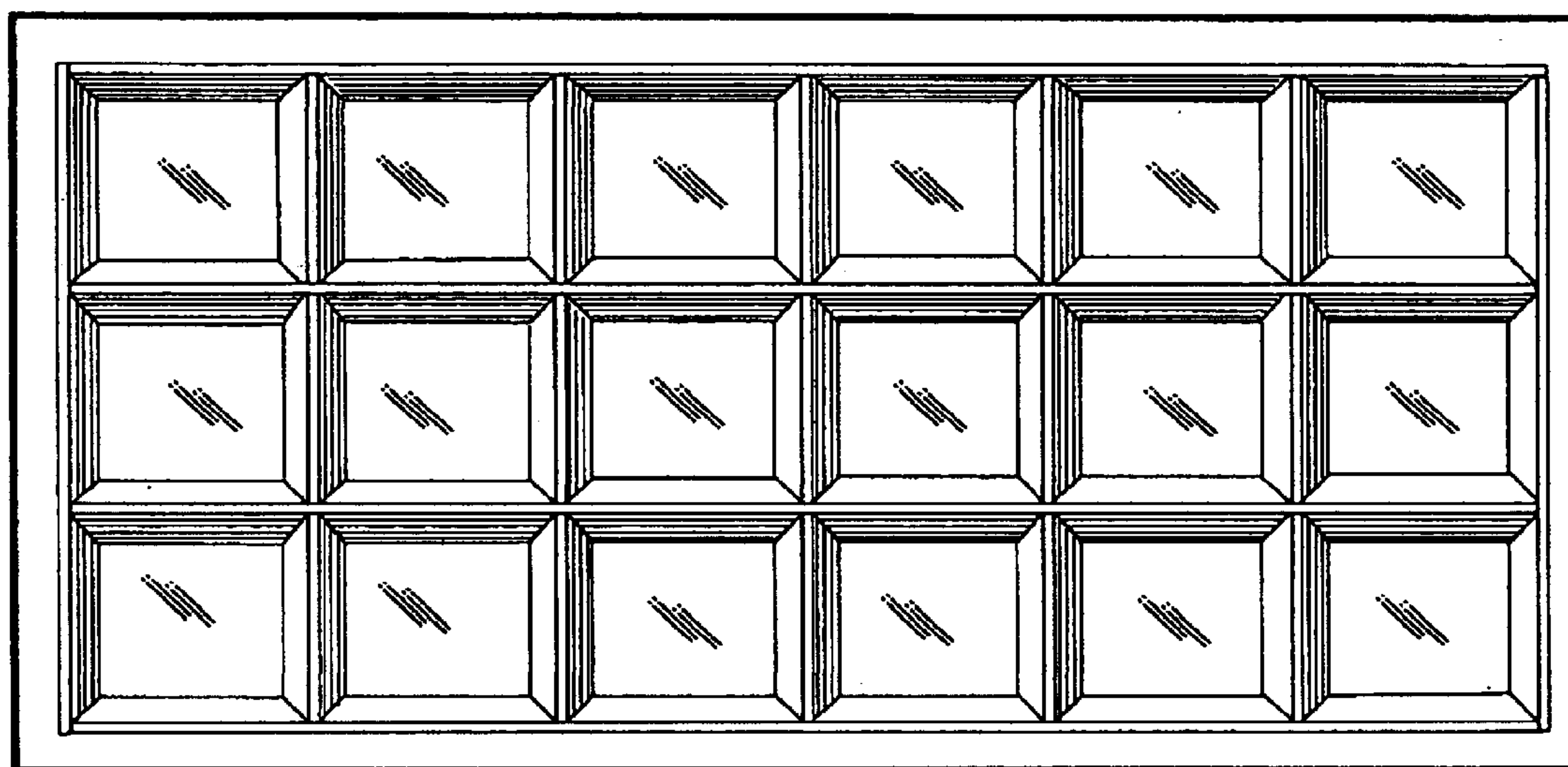
FIG. 3 is a top view of the acrylic window insert for a garage door of FIG. 1;

FIG. 4 is a back, elevational view of the acrylic window insert for a garage door of the invention;

FIG. 5 is a right side view of the acrylic window insert for a garage door of FIG. 1; and,

FIG. 6 is a left side view of the acrylic window insert for a garage door of FIG. 1.

1 Claim, 2 Drawing Sheets



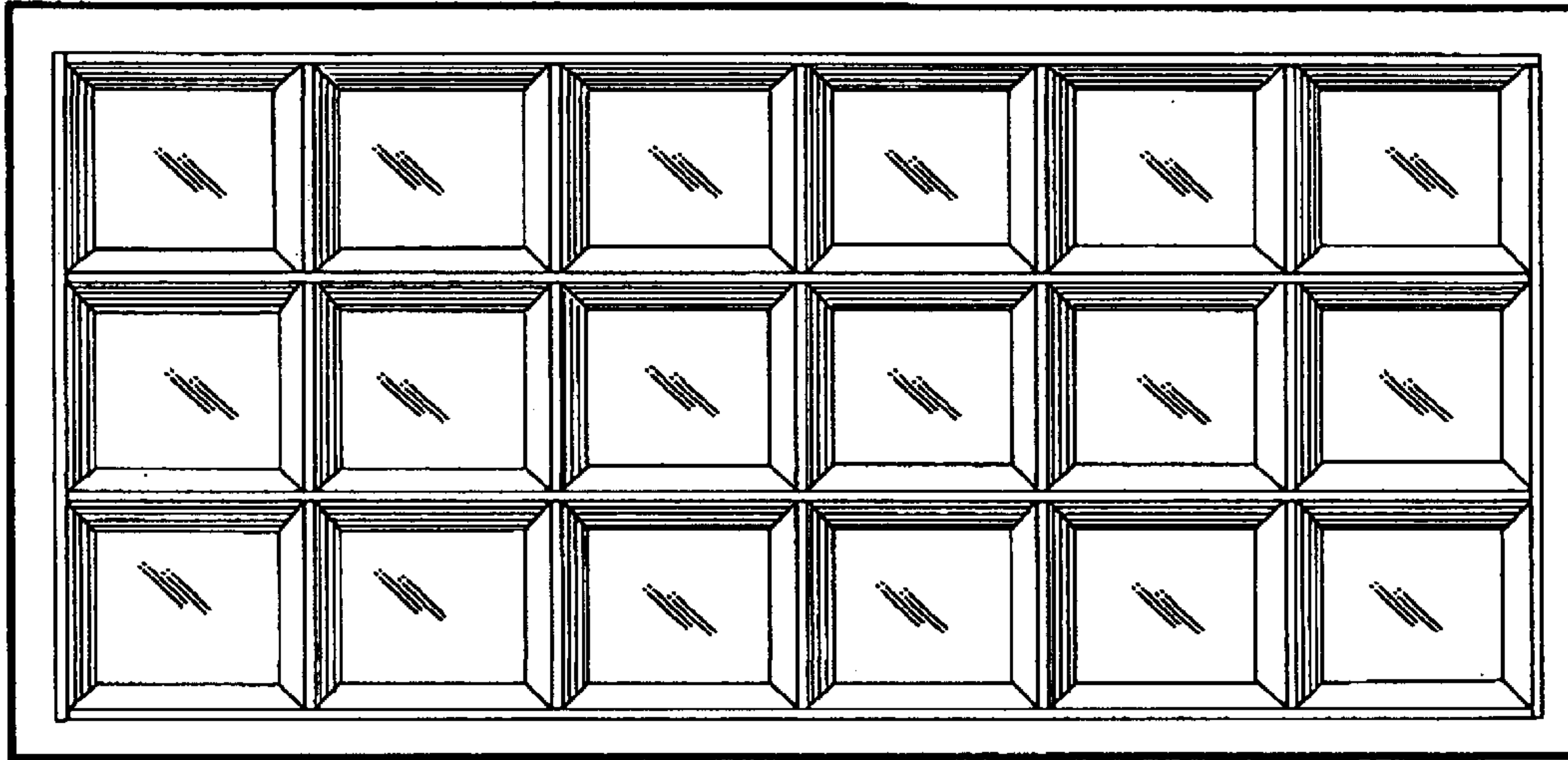


FIG. 1



FIG. 2



FIG. 3

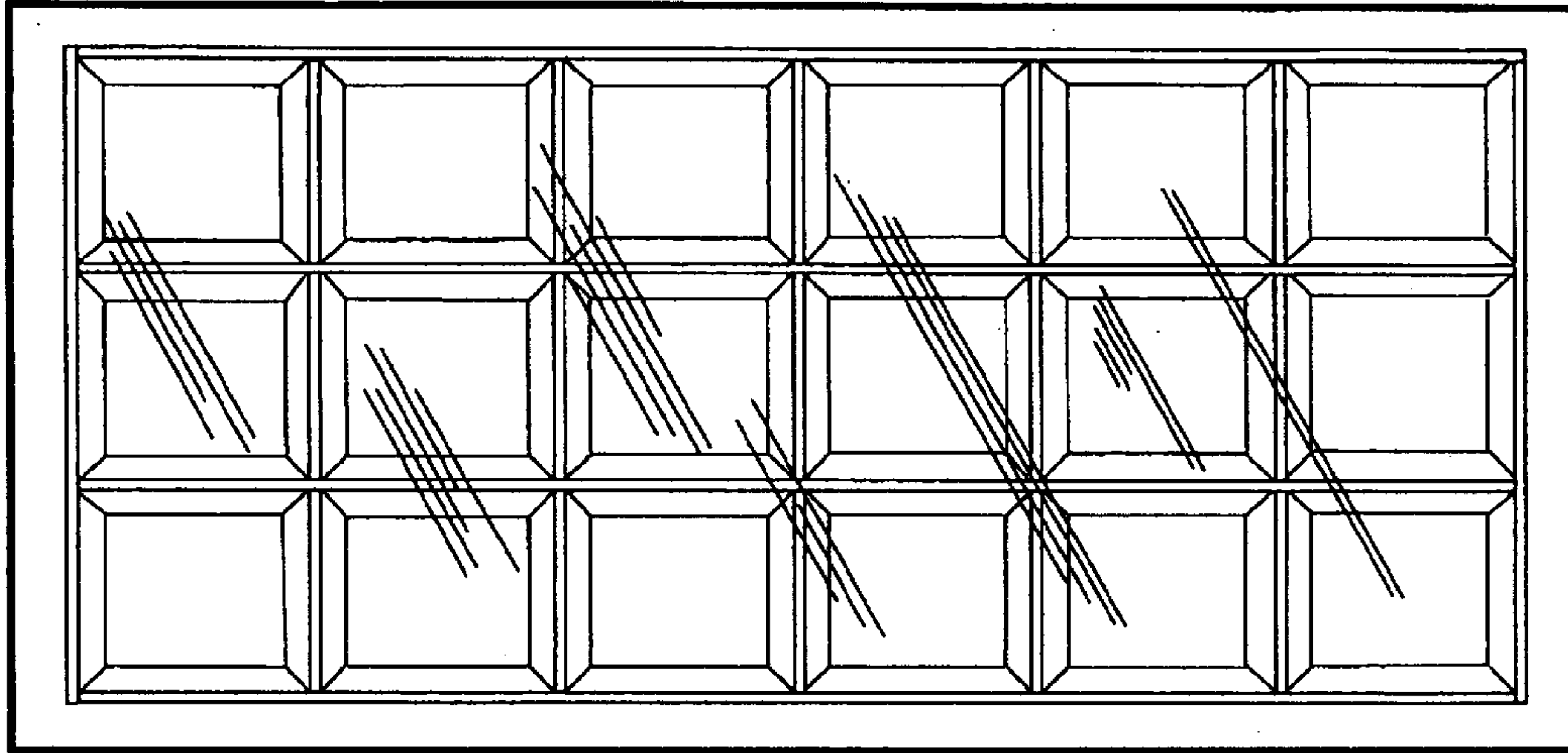


FIG. 4



FIG. 5



FIG. 6