

US00D495059S1

(12) **United States Design Patent**
Lie

(10) **Patent No.:** **US D495,059 S**

(45) **Date of Patent:** **** Aug. 24, 2004**

(54) **FACIAL SAUNA WITH HOOD AND HOUSING UNIT**

(75) **Inventor:** **Sen-Nen Lie, Kwun Tong (HK)**

(73) **Assignee:** **Kolvin Industries Limited, Kowloon (HK)**

(**) **Term:** **14 Years**

(21) **Appl. No.:** **29/183,581**

(22) **Filed:** **Jun. 11, 2003**

Related U.S. Application Data

(62) Division of application No. 29/162,837, filed on Jun. 19, 2002, now Pat. No. Des. 483,493.

(30) **Foreign Application Priority Data**

Jan. 17, 2002 (HK) 0210072

(51) **LOC (7) Cl.** **23-02**

(52) **U.S. Cl.** **D24/203**

(58) **Field of Search** D24/203; 392/403, 392/405, 406; 4/535, 537

(56) **References Cited**

U.S. PATENT DOCUMENTS

- 3,152,240 A * 10/1964 Scott 392/403
- D208,514 S * 9/1967 Hartwell D24/203
- D209,364 S * 11/1967 Katzma et al. D24/203
- 3,351,737 A * 11/1967 Katzman et al. 392/337

- D210,435 S * 3/1968 Boldt D24/203
- 4,004,302 A * 1/1977 Hori 4/541.5
- D262,052 S * 11/1981 Akita D23/270
- D266,020 S * 8/1982 Mikiya et al. D23/270
- D279,312 S * 6/1985 Pohlmann D24/110
- 4,903,850 A * 2/1990 Frank et al. 392/403

* cited by examiner

Primary Examiner—Stella Reid

(74) *Attorney, Agent, or Firm*—Merchant & Gould P.C.

(57) **CLAIM**

The ornamental design for facial sauna with hood and housing unit, as shown and described.

DESCRIPTION

FIG. 1 is a front elevational view of a facial sauna with housing unit attached, showing my new design;
 FIG. 2 is a rear elevational view thereof;
 FIG. 3 is a top plan view thereof;
 FIG. 4 is a bottom plan view thereof;
 FIG. 5 is a left side elevational view thereof;
 FIG. 6 is a right side elevational view thereof;
 FIG. 7 is a perspective view thereof;
 FIG. 8 is a perspective view of the facial sauna with hood attached and housing unit removed;
 FIG. 9 is a perspective view of the facial sauna with housing unit attached and hood removed; and,
 FIG. 10 is a perspective view of the facial sauna with all part in separated condition.

1 Claim, 10 Drawing Sheets

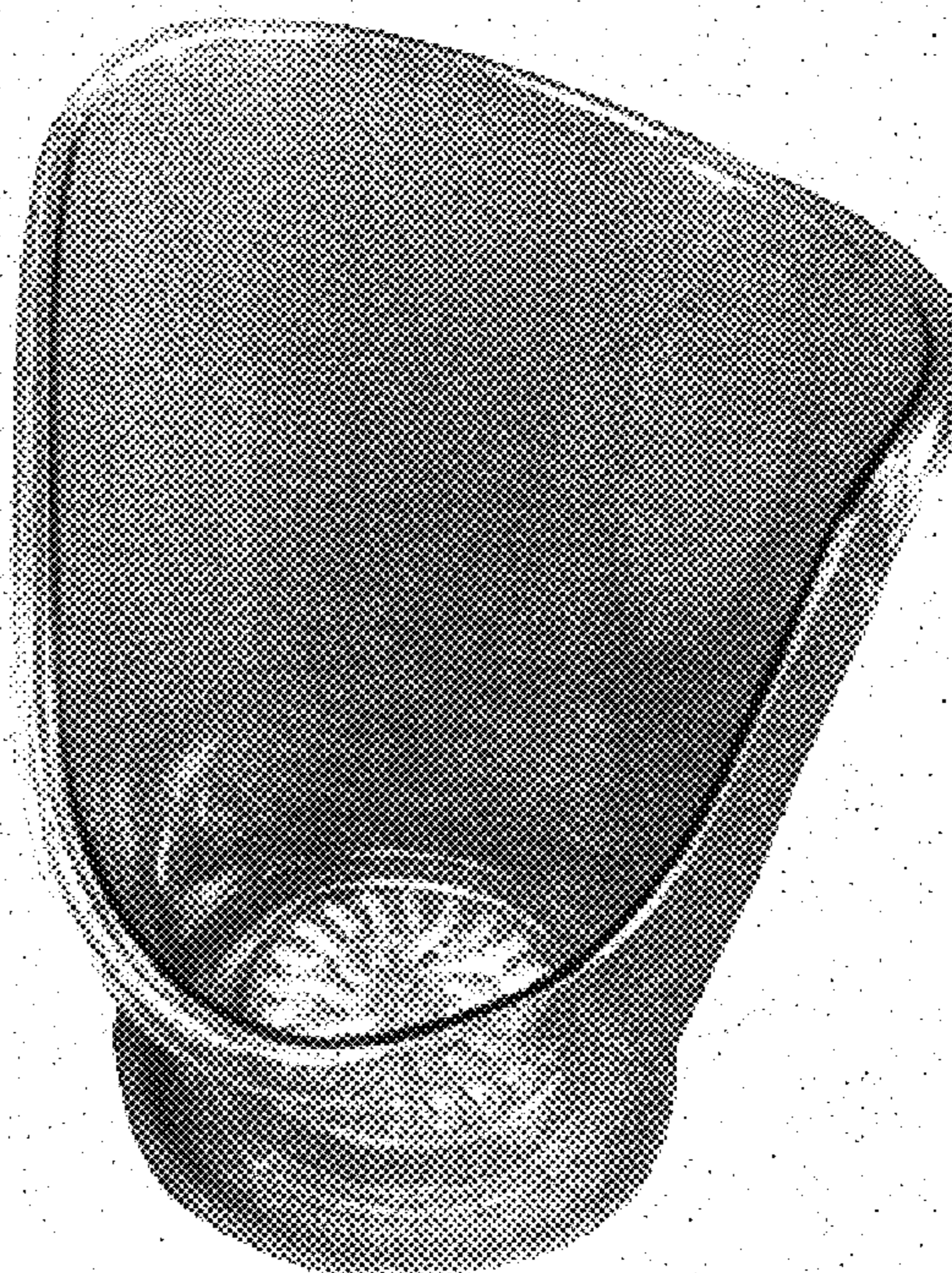



FIG. 1




FIG. 2




FIG. 3




FIG. 4




FIG. 5




FIG. 6




FIG. 7




FIG. 8



FIG. 9




FIG. 10

