

US00D495032S1

(12) **United States Design Patent**
Dretzka

(10) **Patent No.:** **US D495,032 S**

(45) **Date of Patent:** **** Aug. 24, 2004**

(54) **SOAP DISPENSER**

D486,335 S * 2/2004 Sonneman D6/542

(75) **Inventor:** **Lizabeth Dretzka**, Cleveland Heights, OH (US)

* cited by examiner

(73) **Assignee:** **Moen Incorporated**, North Olmsted, OH (US)

Primary Examiner—Louis S. Zarfes

Assistant Examiner—Gregory Andoll

(**) **Term:** **14 Years**

(74) *Attorney, Agent, or Firm*—Calfee, Halter & Griswold, LLP

(21) **Appl. No.:** **29/170,289**

(57) **CLAIM**

The ornamental design for a soap dispenser, as shown and described.

(22) **Filed:** **Nov. 4, 2002**

DESCRIPTION

(51) **LOC (7) Cl.** **23-01**

Applicant disclaims the matter shown in dotted lines in FIG. 6.

(52) **U.S. Cl.** **D23/238; D6/542**

FIG. 1 is a perspective view of my new design for a soap dispenser;

(58) **Field of Search** D6/542–545; 222/180, 222/192, 630, 400.8, 372; D9/448; D23/238, 231, 255

FIG. 2 is a front elevation view;

FIG. 3 is a rear elevation view;

FIG. 4 is a right side elevation view, the left side view being a mirror image thereof;

FIG. 5 is a top plan view; and,

FIG. 6 is a bottom plan view.

(56) **References Cited**

U.S. PATENT DOCUMENTS

- D438,041 S * 2/2001 Huang D6/542
- D442,261 S * 5/2001 Fleischmann D23/238
- D466,978 S * 12/2002 Lord D23/238
- D479,075 S * 9/2003 Zhao D6/542

1 Claim, 2 Drawing Sheets




FIG. 1.




FIG. 2.



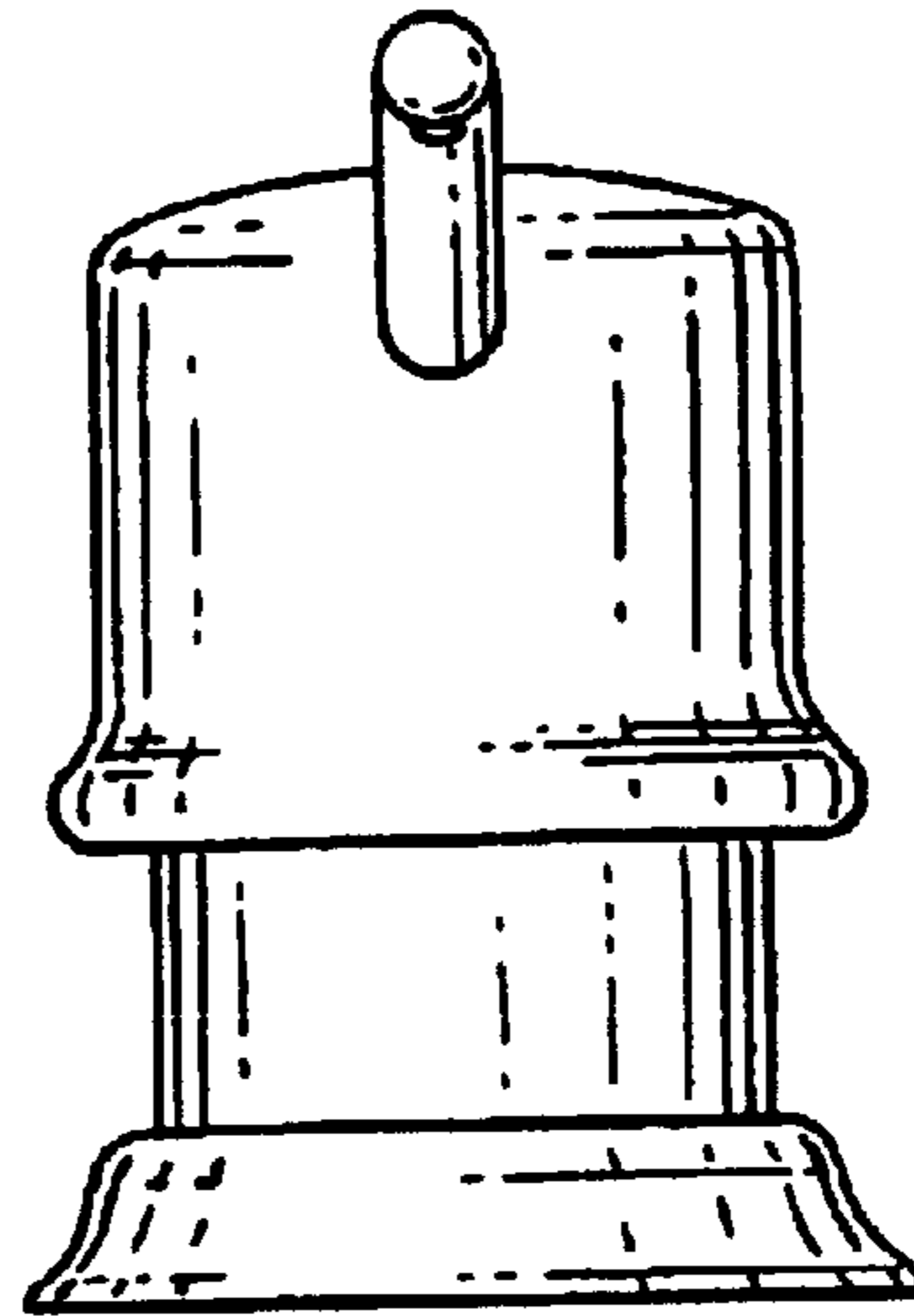


FIG. 4.

FIG. 3.

FIG. 5.

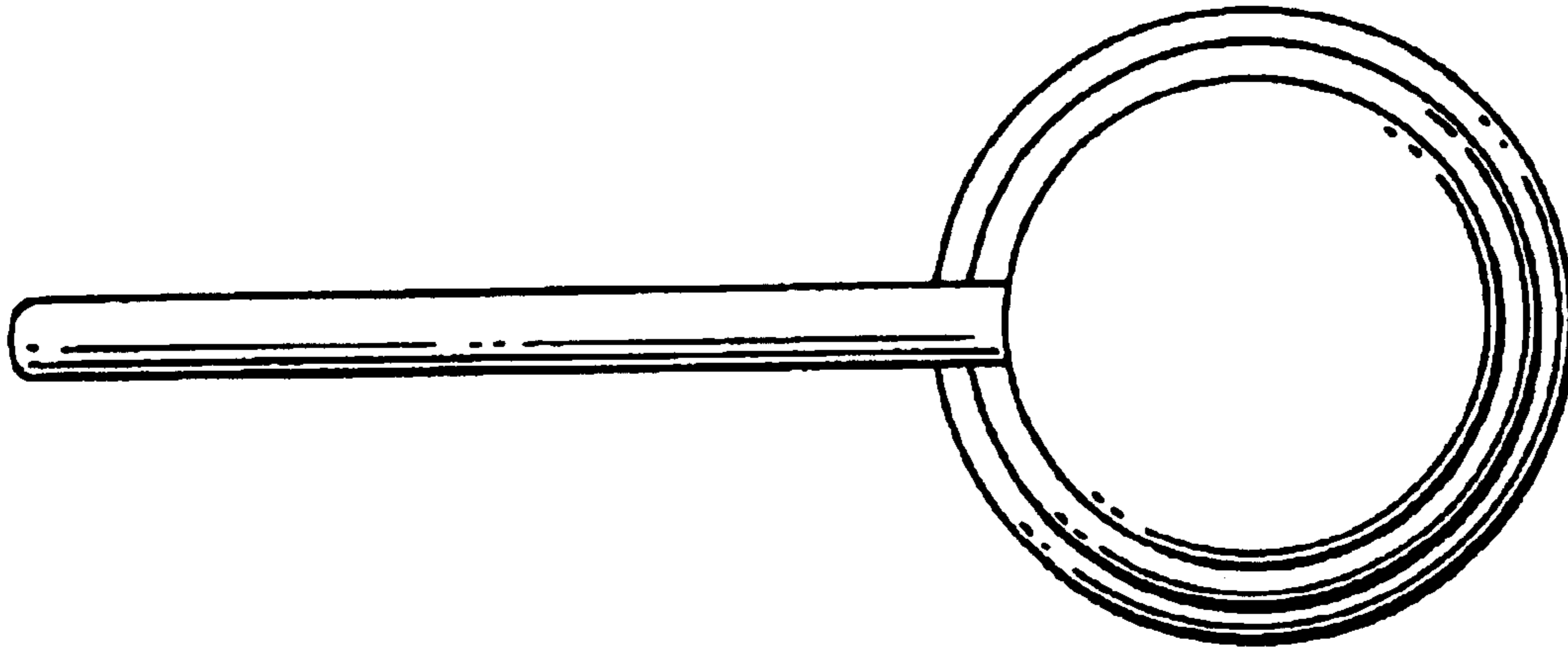


FIG. 6.

