

US00D495017S1

(12) **United States Design Patent**
Forrest

(10) **Patent No.:** **US D495,017 S**

(45) **Date of Patent:** **** Aug. 24, 2004**

(54) **GOAL POST PAD**

(76) **Inventor:** **Charles P. Forrest**, P.O. Box 579,
Stapleton, AL (US) 36578

(**) **Term:** **14 Years**

(21) **Appl. No.:** **29/172,204**

(22) **Filed:** **Dec. 9, 2002**

(51) **LOC (7) Cl. 21-02**

(52) **U.S. Cl. D21/699**

(58) **Field of Search** D21/694, 698,
D21/699-705; D25/38, 68, 126, 133, 199;
D6/491, 492, 495, 496, 509, 595, 610;
D8/402, 403; 473/415, 416, 422, 438, 439,
446, 447, 469-471, 476-489; 267/136,
139-141; 52/736.4, 737.5, 738.1; 206/523,
588; 248/345.1

(56) **References Cited**

U.S. PATENT DOCUMENTS

3,782,724	A	*	1/1974	Rottman et al.	267/140
3,831,941	A	*	8/1974	Pease	267/116
5,006,386	A	*	4/1991	Menichini	428/58
5,335,471	A	*	8/1994	Kupiec	52/737.4
5,524,882	A	*	6/1996	Wagner	473/477
5,988,388	A	*	11/1999	Sutra et al.	206/588
D437,723	S	*	2/2001	Lees	D6/610

OTHER PUBLICATIONS

GLS Greg Larson Sports 2002 Full Line Catalog, p. 216:
New Fisher Goal Post Pad.*

* cited by examiner

Primary Examiner—Philip S. Hyder

Assistant Examiner—C Tuttle

(74) *Attorney, Agent, or Firm*—H. Jay Spiegel

(57) **CLAIM**

The ornamental design for a goal post pad, as shown and described.

DESCRIPTION

FIG. 1 shows an exploded front perspective view of my claimed design with the front and rear panels omitted for clarity and ease of illustration;

FIG. 2 shows a top view of my claimed design with all parts assembled of which the bottom view is identical;

FIG. 3 shows a front view of my claimed design as assembled of which the rear and side views are identical;

FIG. 4 shows a front perspective view of the pad portion of my claimed design shown separate from the panels for clarity and completeness of disclosure;

FIG. 5 shows a front view of my claimed design as shown in FIG. 4 of which the side views are identical;

FIG. 6 shows a top view thereof; and,

FIG. 7 shows a rear view thereof.

1 Claim, 2 Drawing Sheets


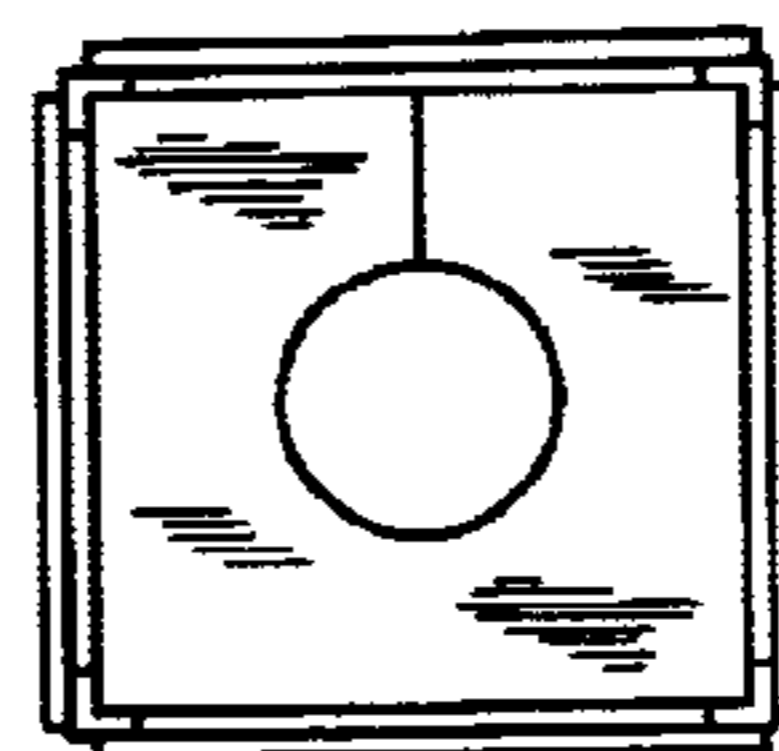
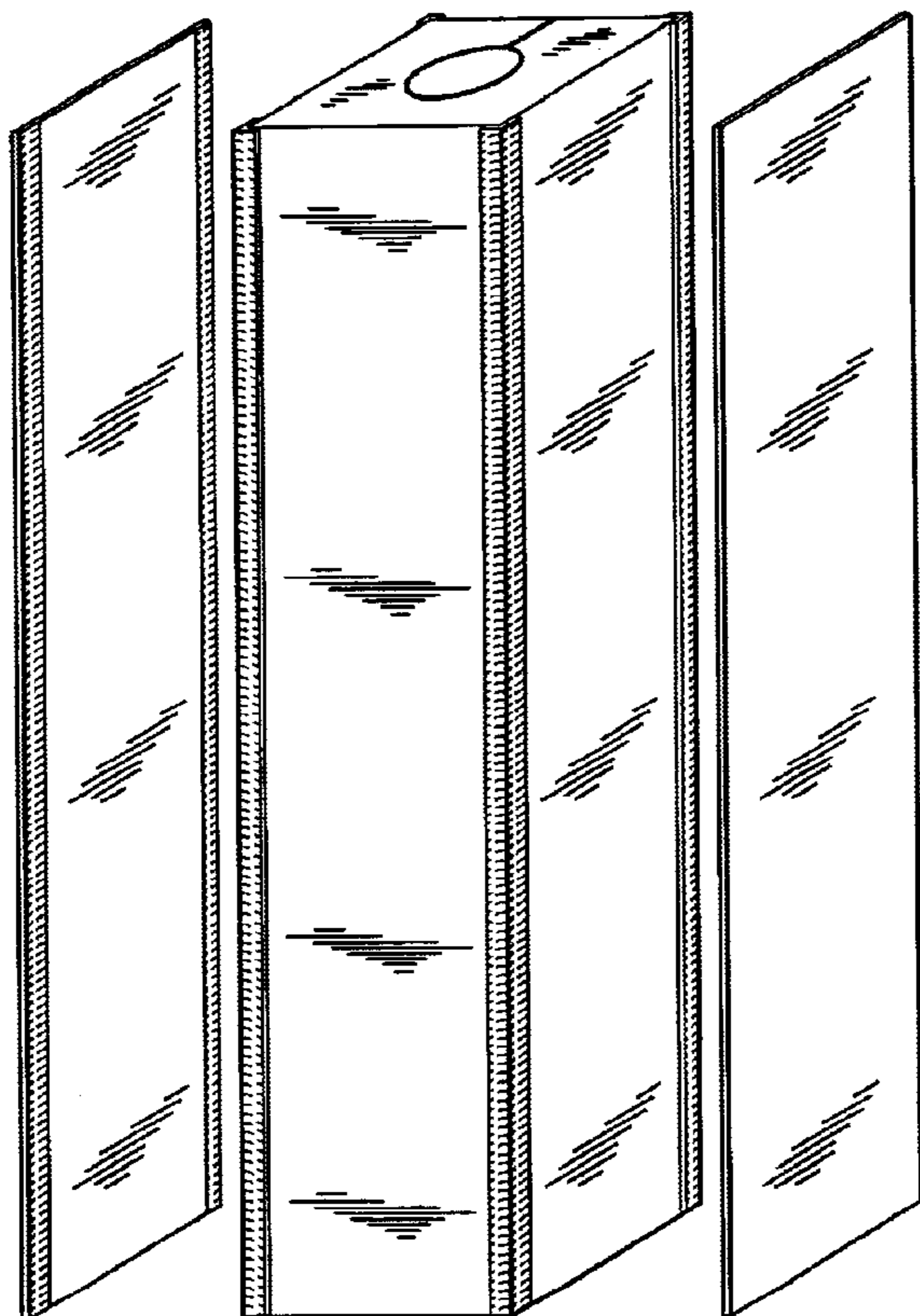


FIG. 2

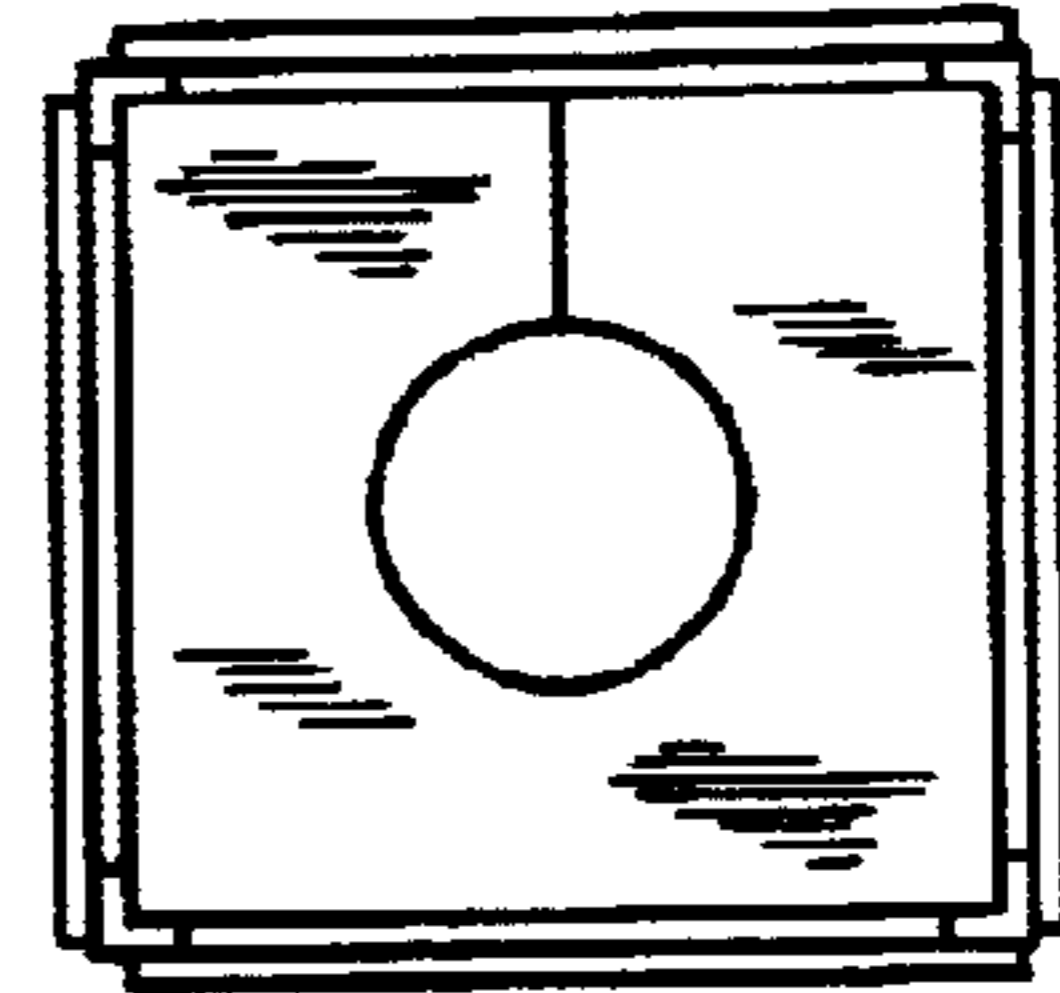


FIG. 1

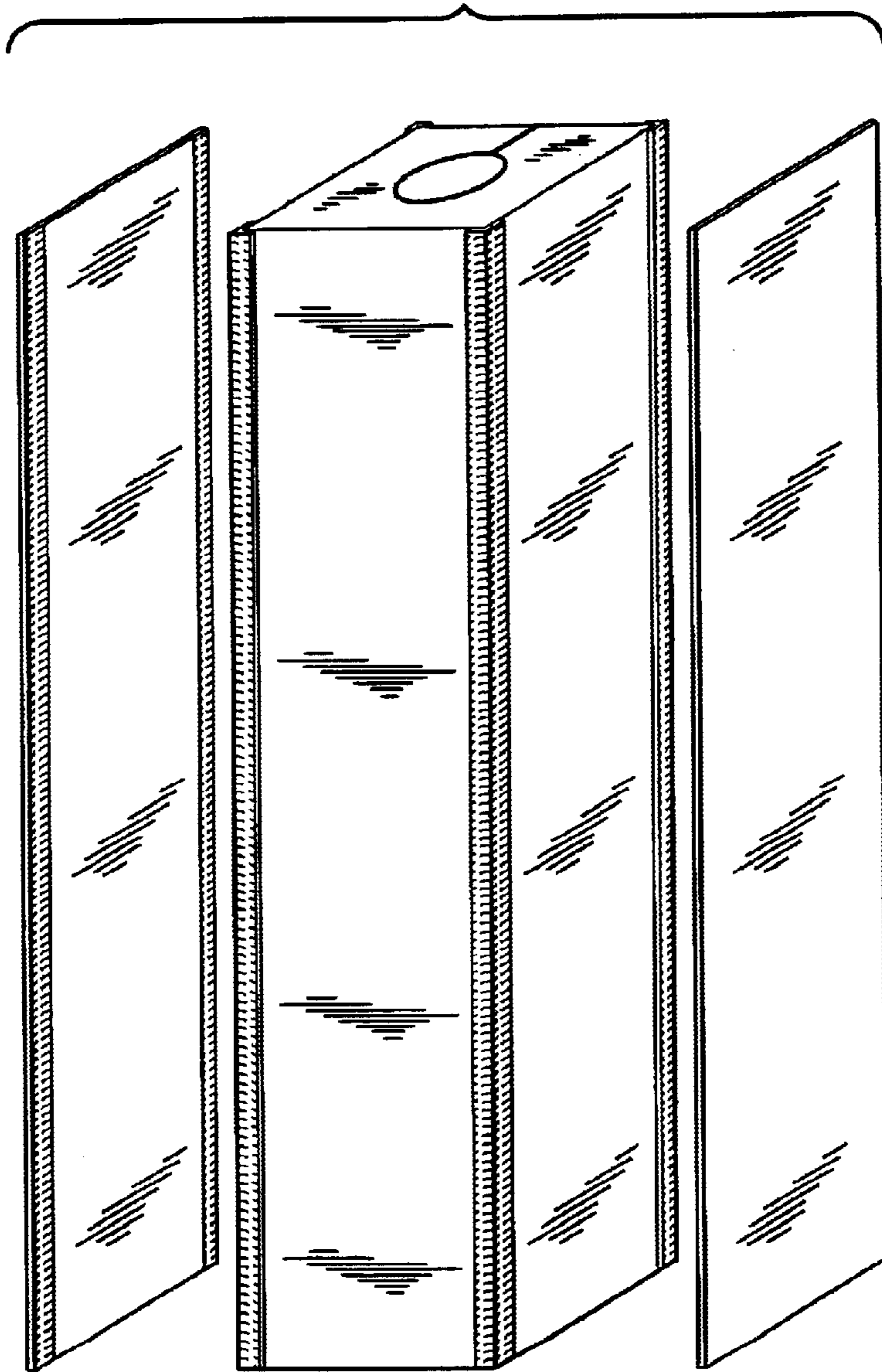


FIG. 3




FIG. 6

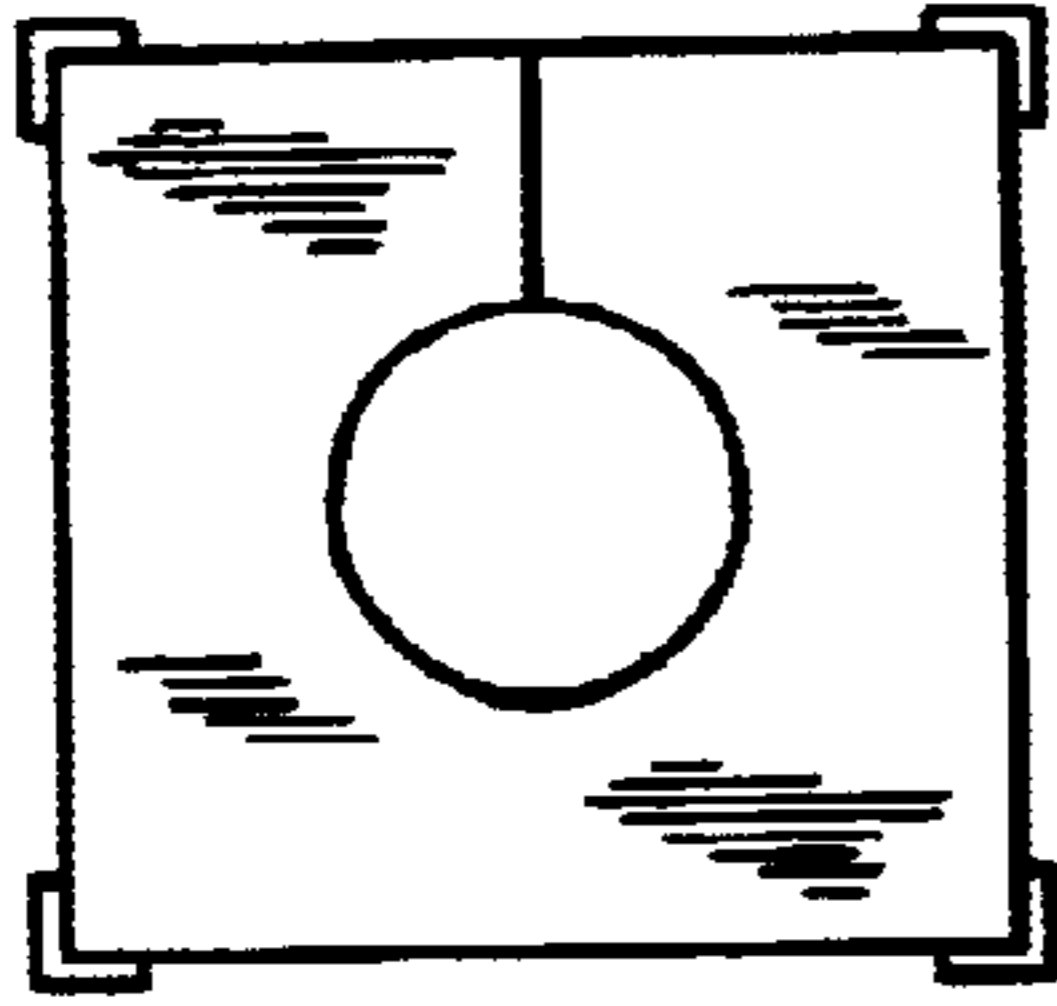


FIG. 5




FIG. 4

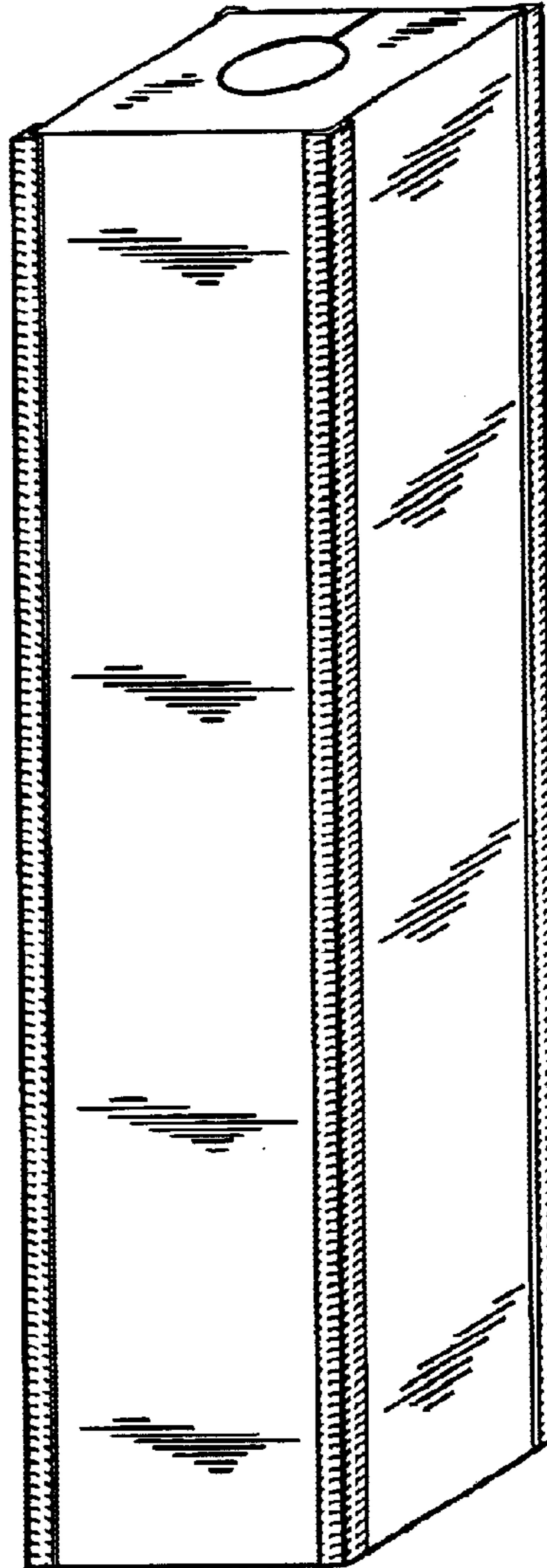


FIG. 7

