

US00D495010S1

(12) **United States Design Patent** (10) **Patent No.:** **US D495,010 S**
Osigwe et al. (45) **Date of Patent:** **** Aug. 24, 2004**

(54) **CAN SHAPED ADVERTISEMENT DISPLAY**

(75) Inventors: **Godwin Osigwe**, East Lothian (GB);
Julia Crosthwaite, East Lothian (GB)

(73) Assignee: **I-Dare Innovation Limited** (GB)

(**) Term: **14 Years**

(21) Appl. No.: **29/187,313**

(22) Filed: **Jul. 31, 2003**

(30) **Foreign Application Priority Data**

Jan. 31, 2003 (GB) 3010506

(51) **LOC (7) Cl.** **20-02**

(52) **U.S. Cl.** **D20/37**

(58) **Field of Search** D20/10, 13, 15,
D20/17, 22, 27, 28-29, 37, 39-42, 99;
D12/193; 40/229.01, 330, 549, 606.18,
606.19, 607.13, 611.05, 612, 624, 642.01,
651; 362/812

(56) **References Cited**

U.S. PATENT DOCUMENTS

5,992,073 A	*	11/1999	Wolpa	40/651
D417,703 S	*	12/1999	Saito	D20/37
D442,995 S	*	5/2001	Niiyama	D20/10

* cited by examiner

Primary Examiner—Robert M. Spear

(74) *Attorney, Agent, or Firm*—Fleshner & Kim, LLP


(57) **CLAIM**

The ornamental design for a can shaped advertisement display, as shown and described.

DESCRIPTION

FIG. 1 is a front and left side perspective view of the can shaped advertisement display showing our new design; FIG. 2 is a right side and rear perspective view thereof; FIG. 3 is a front and right side perspective view thereof; and, FIG. 4 is a right side view thereof.

1 Claim, 2 Drawing Sheets






Figure 2




Figure 1

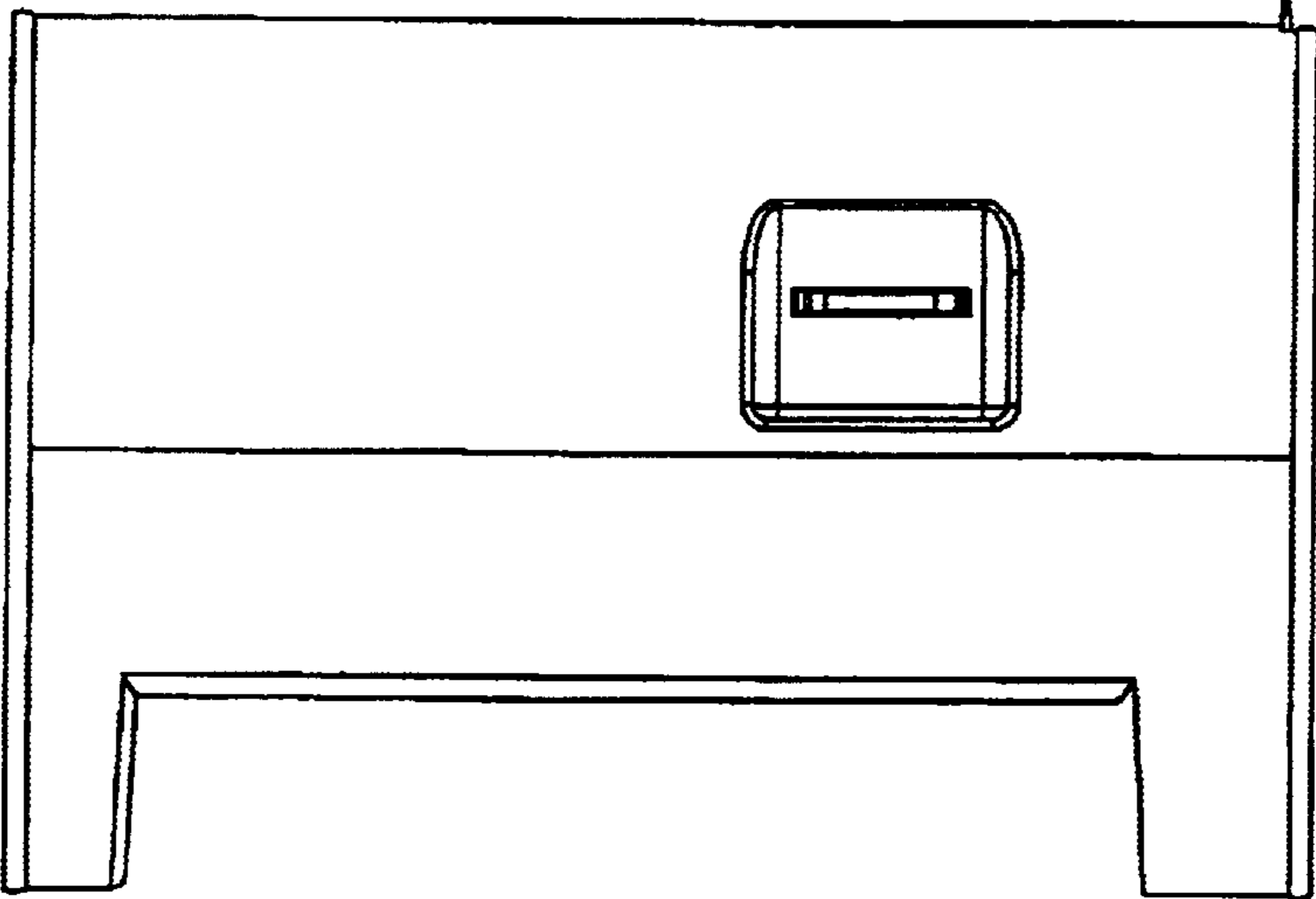


Figure 4




Figure 3