

US00D495001S1

(12) **United States Design Patent**
Anand

(10) **Patent No.: US D495,001 S**

(45) **Date of Patent: ** Aug. 24, 2004**

(54) **RETRACTABLE PEN**

(75) Inventor: **Brijesh Anand**, Mumbai (IN)

(73) Assignee: **Rover Writing Instruments** (IN)

(**) Term: **14 Years**

(21) Appl. No.: **29/194,173**

(22) Filed: **Nov. 20, 2003**

(51) **LOC (7) Cl.** **19-06**

(52) **U.S. Cl.** **D19/51; D19/55; D19/56**

(58) **Field of Search** D19/35, 36, 41-51,
D19/53-58, 81-85; 401/6, 7, 88, 99-102,
103-106, 107-110, 111-117, 209

(56) **References Cited**

U.S. PATENT DOCUMENTS

2,569,286	A	*	9/1951	Bunker	401/88
D433,447	S	*	11/2000	Rosenbaum	D19/51
D433,704	S	*	11/2000	Kouda	D19/49
D438,903	S	*	3/2001	Rosenbaum	D19/55
D441,015	S	*	4/2001	Izushima	D19/47
D472,577	S	*	4/2003	Sakuno et al.	D19/51
D472,928	S	*	4/2003	Ikeda	D19/51

D474,241 S * 5/2003 Hasegawa D19/51

* cited by examiner

Primary Examiner—Martie K. Holtje

(74) *Attorney, Agent, or Firm*—St. Onge Steward Johnston & Reens LLC

(57) **CLAIM**

The ornamental design for a retractable pen, as shown and described.

DESCRIPTION

FIG. 1 is a front perspective view of a retractable pen in accordance with the new design;

FIG. 2 is a front elevational view of the retractable pen of FIG. 1;

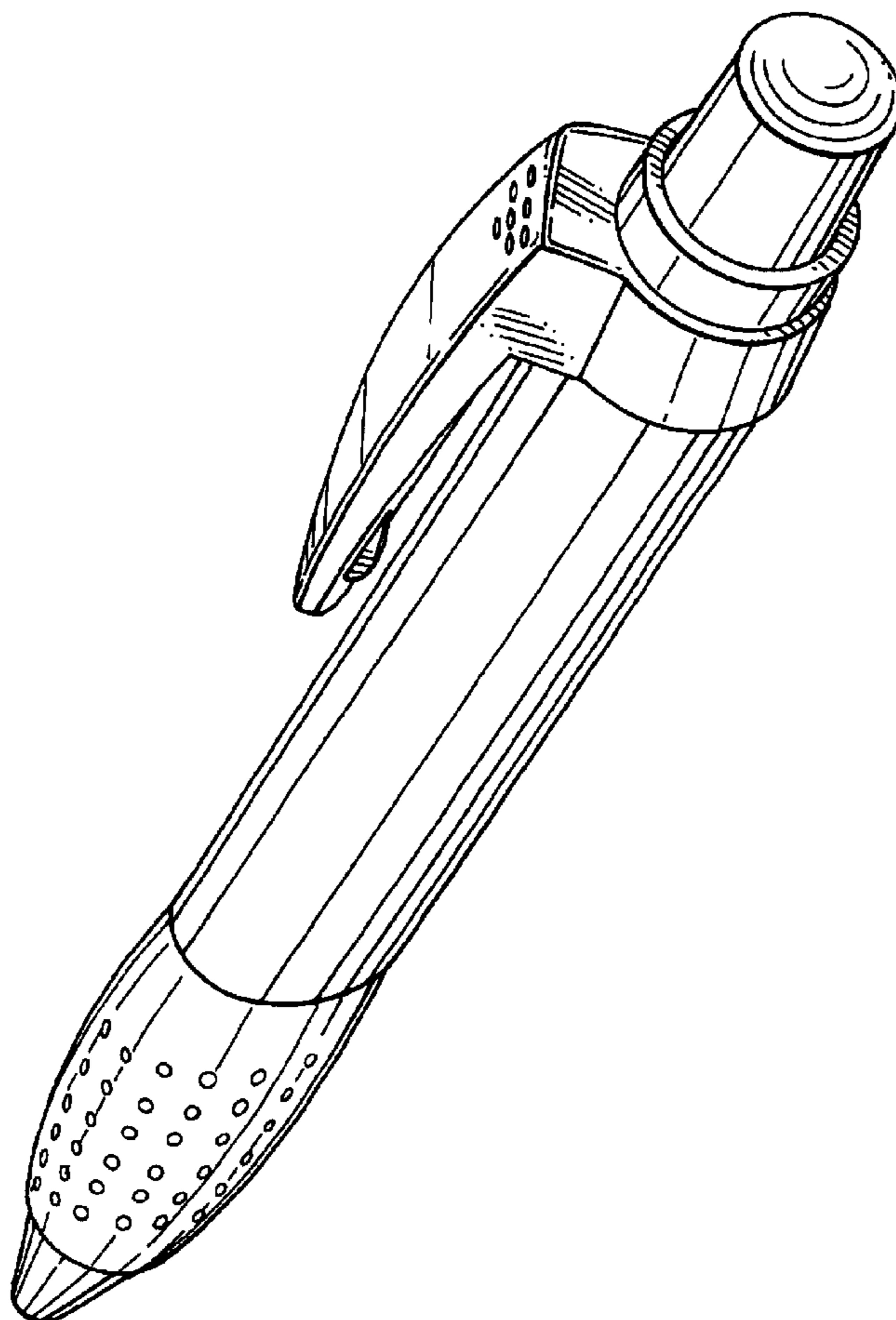
FIG. 3 is a side elevational view of the retractable pen of FIG. 1;

FIG. 4 is a rear elevational view of the retractable pen of FIG. 1;

FIG. 5 is a top plan view of the retractable pen of FIG. 1; and,

FIG. 6 is a bottom plan view of the retractable pen of FIG. 1.

1 Claim, 2 Drawing Sheets



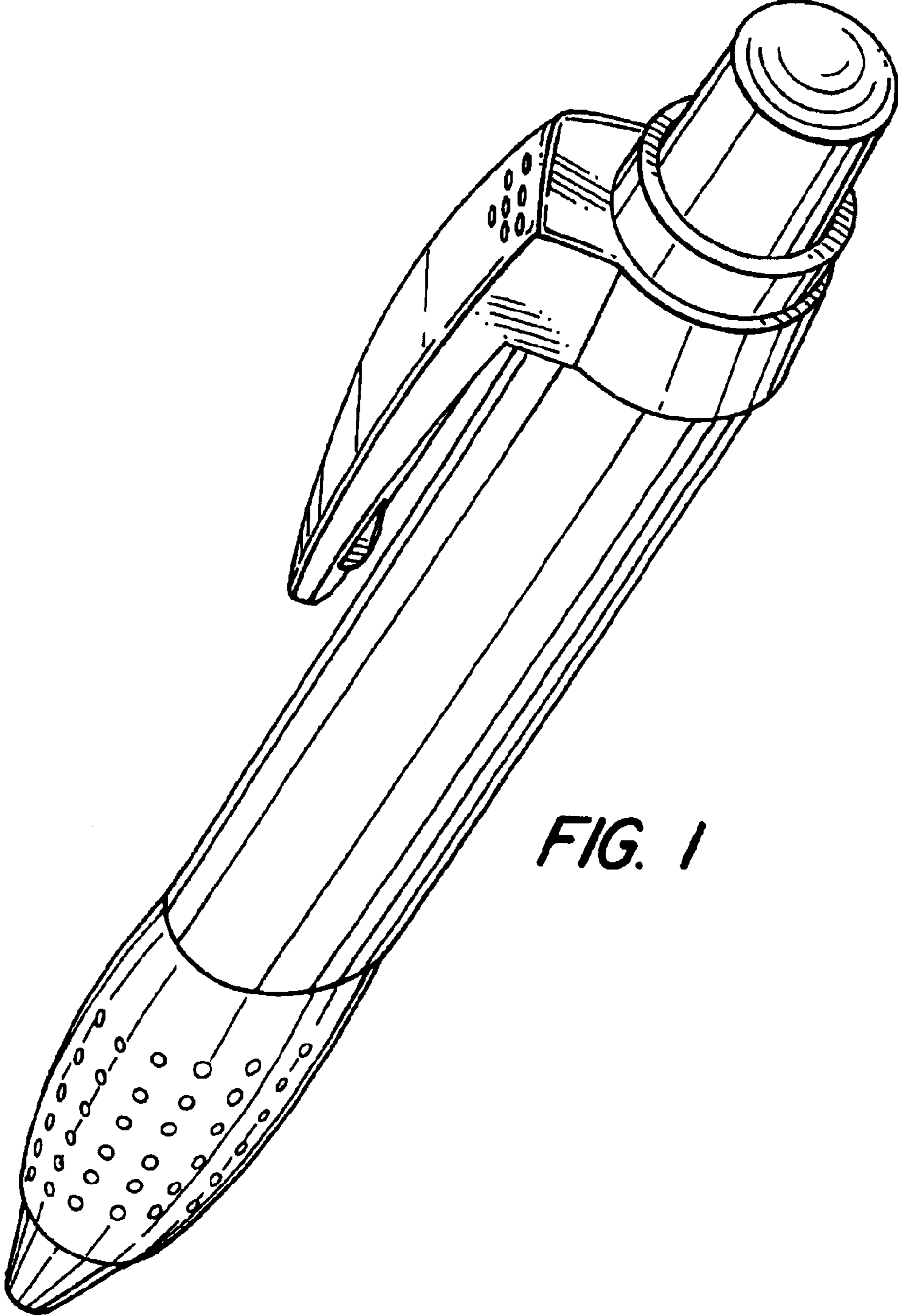


FIG. 1

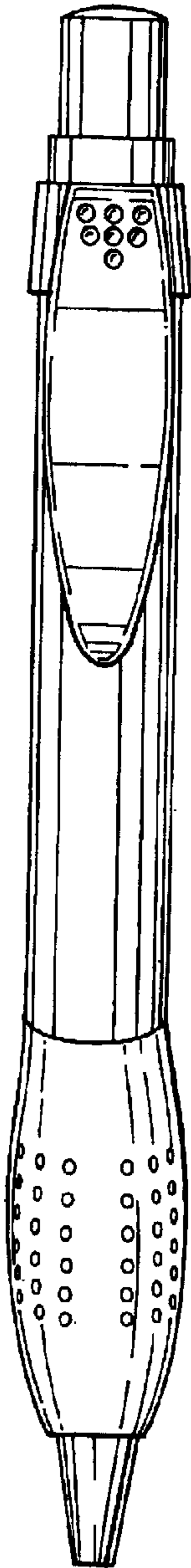


FIG. 2

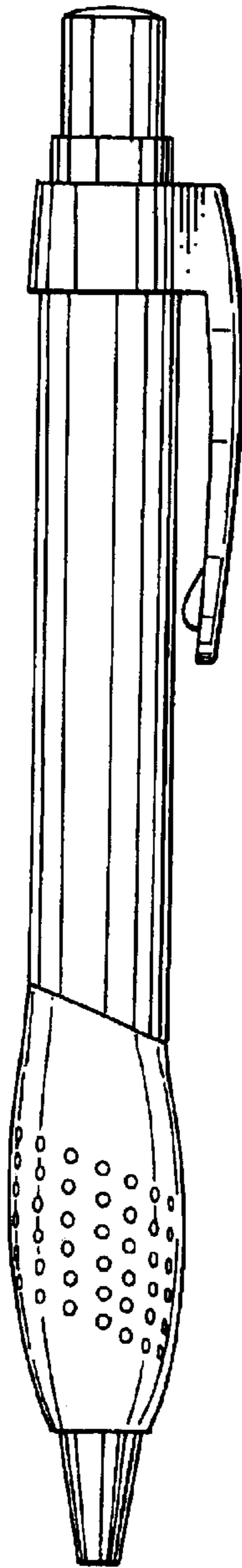


FIG. 3




FIG. 4




FIG. 5

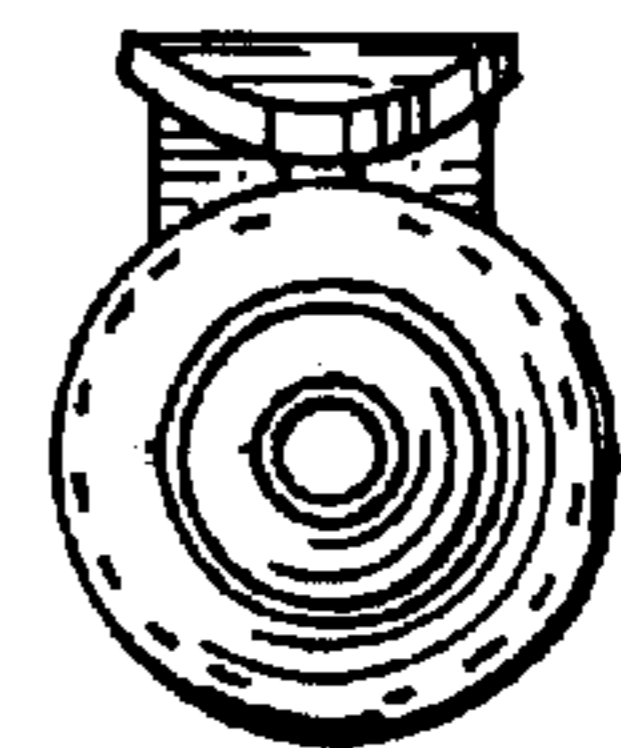


FIG. 6